

5.4

*IBM OMEGAMON for Db2 Performance
Expert on z/OS
Messages and Troubleshooting Guide*



2023-10-26 edition

This edition applies to Version 5 Release 4 of IBM® OMEGAMON for DB2® Performance Expert on z/OS (product number 5655-W37) and to all subsequent releases and modifications until otherwise indicated in new editions.

© **Copyright International Business Machines Corporation 2005, 2022.**

US Government Users Restricted Rights – Use, duplication or disclosure restricted by GSA ADP Schedule Contract with IBM Corp.

© **Rocket Software Inc. 2016, 2022.**

Contents

- About this information..... V**

- Chapter 1. Overview..... 1**
 - Service updates and support information..... 1
 - How to read syntax diagrams..... 1
 - Conventions..... 2
 - Terminology..... 3
 - Accessibility features..... 4

- Chapter 2. About messages.....5**
 - The layout of message descriptions..... 5
 - The structure of message numbers..... 5
 - When you contact IBM support..... 7

- Chapter 3. BPOK - Buffer Pool Analyzer messages..... 9**

- Chapter 4. DGOK - Workstation client messages..... 15**

- Chapter 5. DGOP - Performance Warehouse messages.....33**

- Chapter 6. FPEA - Accounting report set messages..... 45**

- Chapter 7. FPEB - User-Tailored Reporting messages..... 51**

- Chapter 8. FPEC - Background Control messages..... 57**

- Chapter 9. FP EE - Exception Processing messages..... 97**

- Chapter 10. FPEF - Interactive Report Facility messages.....101**

- Chapter 11. FPEI - I/O Activity report set messages.....123**

- Chapter 12. FPEJ - Installation and Configuration messages..... 127**

- Chapter 13. FPEL - Locking report set messages..... 131**

- Chapter 14. FPEM - Online Monitor messages..... 133**

- Chapter 15. FPEN - Record Trace messages..... 197**

- Chapter 16. FPEP - Spreadsheet Input Data Generator..... 199**

- Chapter 17. FPEQ - Buffer Pool Analyzer messages.....203**

- Chapter 18. FPER - SQL Activity report set messages..... 205**

- Chapter 19. FPES - Statistics report set messages..... 207**

Chapter 20. FPET - Utility Activity report set messages.....	211
Chapter 21. FPEU - Utility Services messages.....	213
Chapter 22. FPEV - Data Server messages.....	219
Chapter 23. FPEW - System Parameters report set messages.....	293
Chapter 24. FPEX - Audit report set messages.....	295
Chapter 25. FPEY - Explain report set messages.....	297
Chapter 26. FPEZ - Migrate/Convert function messages.....	311
Chapter 27. KDP - Tivoli Enterprise Monitoring Agent (TEMA) for DB2 messages..	313
Chapter 28. KO2A - Anomaly Detection Messages.....	329
Chapter 29. KO2D - D5API Collection for TEP and Enhanced 3270UI.....	331
Chapter 30. KO2E - Object Analysis messages.....	335
Chapter 31. KO2H - Near-Term History Data Collector messages.....	343
Chapter 32. KO2I - D5API Framework messages.....	355
Chapter 33. KO2M - ISPF messages.....	375
Chapter 34. KO2O - VTAM Display Logic messages.....	377
Chapter 35. KO2R - Capture Server messages.....	445
Chapter 36. KO2S - Storage Manager messages.....	459
Chapter 37. KO2X - Cross-Memory Module messages.....	465
Chapter 38. KO2Z - OMEGAMON PE Subsystem messages.....	467
Product legal notices.....	517
Index.....	521

About this information

IBM OMEGAMON for Db2 Performance Expert on z/OS (also referred to as OMEGAMON for Db2 Performance Expert) is a performance analysis, monitoring, and tuning tool for Db2 on z/OS® environments.

The document is part of the OMEGAMON for Db2 Performance Expert documentation library which provides instructions for installing, configuring, and using OMEGAMON for Db2 Performance Expert and is designed to help database administrators, system programmers, application programmers, and system operators perform these tasks:

- Plan for the installation of OMEGAMON for Db2 Performance Expert
- Install and operate OMEGAMON for Db2 Performance Expert
- Customize your OMEGAMON for Db2 Performance Expert environment
- Diagnose and recover from OMEGAMON for Db2 Performance Expert problems
- Design and write applications for OMEGAMON for Db2 Performance Expert
- Use OMEGAMON for Db2 Performance Expert with other DB2 products

Chapter 1. Overview

IBM OMEGAMON for Db2 Performance Expert on z/OS (OMEGAMON for Db2 Performance Expert) enables you to monitor, analyze, and tune the performance of your Db2 subsystems and Db2 applications.

Service updates and support information

Service updates and support information for this product, including software fix packs, PTFs, frequently asked questions (FAQs), technical notes, troubleshooting information, and downloads, are available from the web.

To find service updates and support information, see the following website:

<https://www.ibm.com/support/pages/omegamon-xe-db2-pepm-web-based-delivery-and-updates-windows-and-unix-based-components>

How to read syntax diagrams

The rules in this section apply to the syntax diagrams that are used in this publication.

Arrow symbols

Read the syntax diagrams from left to right, from top to bottom, following the path of the line.



Two right arrows followed by a line indicate the beginning of a statement.



One right arrow at the end of a line indicates that the statement syntax is continued on the next line.



One right arrow followed by a line indicates that a statement is continued from the previous line.



A line followed by a right arrow and a left arrow indicates the end of a statement.

Conventions

- SQL commands appear in uppercase.
- Variables appear in italics (for example, *column-name*). They represent user-defined parameters or suboptions.
- When entering commands, separate parameters and keywords by at least one blank if there is no intervening punctuation.
- Enter punctuation marks (slashes, commas, periods, parentheses, quotation marks, equal signs) and numbers exactly as given.
- Footnotes are shown by a number in parentheses, for example, (1).

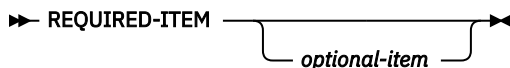
Required items

Required items appear on the horizontal line (the main path).

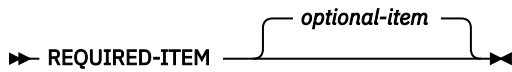


Optional items

Optional items appear below the main path.

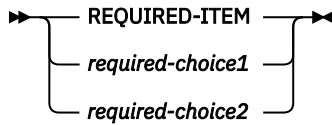


If an optional item appears above the main path, that item has no effect on the execution of the statement and is used only for readability.

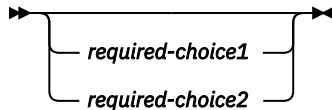


Multiple required or optional items

If you can choose from two or more items, they appear vertically in a stack. If you *must* choose one of the items, one item of the stack appears on the stack main path.

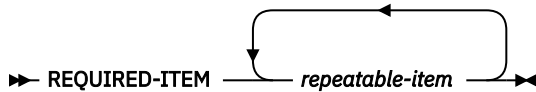


If choosing one of the items is optional, the entire stack appears below the main path.

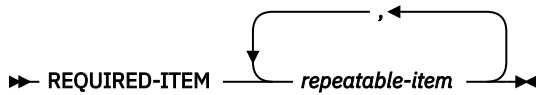


Repeatable items

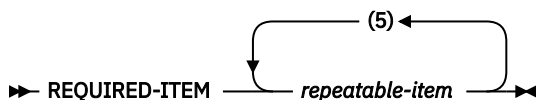
An arrow returning to the left above the main line indicates that an item can be repeated.



If the repeat arrow contains a comma, you must separate repeated items with a comma.



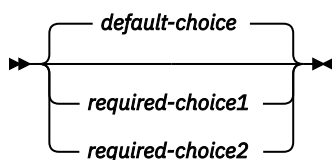
If the repeat arrow contains a number in parenthesis, the number represents the maximum number of times that the item can be repeated.



A repeat arrow above a stack indicates that you can specify more than one of the choices in the stack.

Default keywords

IBM-supplied default keywords appear above the main path, and the remaining choices are shown below the main path. In the parameter list following the syntax diagram, the default choices are underlined.



Conventions

These conventions are used throughout the documentation.

Symbols

The following symbols might appear in command syntax:

Symbol	Usage
	<p>The or symbol is used to denote a choice. You can use the argument on the left or the argument on the right. For example:</p> <pre>YES NO</pre> <p>In this example, you can specify YES or NO.</p>
()	<p>Denotes optional arguments. Arguments that are not enclosed in square brackets are required. For example:</p> <pre>APPLDEST DEST (ALTDEST)</pre> <p>In this example, DEST is a required argument and ALTDEST is optional.</p>
{ }	<p>Some documents use braces to denote mandatory arguments, or to group arguments for clarity. For example:</p> <pre>COMPARE {workload} - REPORT={SUMMARY HISTOGRAM}</pre> <p>In this example, the workload variable is mandatory. The REPORT keyword must be specified with a value of SUMMARY or HISTOGRAM.</p>
-	<p>Default values are underscored. For example:</p> <pre>COPY infile outfile - [COMPRESS={<u>YES</u> NO}]</pre> <p>In this example, the COMPRESS keyword is optional. If specified, the only valid values are YES or NO. If omitted, the default is YES.</p>

Notation conventions

The following conventions are used when referring to high-level qualifiers:

hilev

A high-level qualifier. The high-level qualifier is the first prefix or set of prefixes in the data set name. Site-specific high-level qualifiers are shown in italics.

For example:

- *thilev* refers to the high-level qualifier for your target data set.
- *rhilev* refers to the high-level qualifier for your runtime data set.

For members in target libraries, the high-level qualifier is *thilev* rather than *rhilev*.

- *shilev* refers to the SMP/E library high-level qualifier.

Terminology

The following table shows the products that are described in this publication and the short names with which they are referred to throughout this publication.

<i>Table 1. Product names and their short names</i>	
Product name	Short name
IBM OMEGAMON for Db2 Performance Expert on z/OS	OMEGAMON for Db2 Performance Expert

Accessibility features

Accessibility features help a user who has a physical disability, such as restricted mobility or limited vision, to use a software product successfully.

The major accessibility features in this product enable users to perform the following activities:

- Use assistive technologies such as screen readers and screen magnifier software. Consult the assistive technology documentation for specific information when using it to access z/OS interfaces.
- Customize display attributes such as color, contrast, and font size.
- Operate specific or equivalent features by using only the keyboard. Refer to the following publications for information about accessing ISPF interfaces:
 - *z/OS ISPF User's Guide, Volume 1*
 - *z/OS TSO/E Primer*
 - *z/OS TSO/E User's Guide*

These guides describe how to use the ISPF interface, including the use of keyboard shortcuts or function keys (PF keys), include the default settings for the PF keys, and explain how to modify their functions.

Chapter 2. About messages

This information lists all messages and provides additional explanations and possible user actions for each message. The messages are listed in alphanumeric sequence. This section introduces the message layout and describes the structure of message numbers.

The layout of message descriptions

Messages are described according to the following layout:

Message number and message text, as provided by the system

The message number is described in [“The structure of message numbers” on page 5](#).

The message text provides a short description of the event or problem. Many actual messages contain one or more variable text parts. These parts are shown as numbered message variables in message texts (for example, <V1>). The texts for the variables are given in the explanation of the messages. Variable text for workstation client messages is shown as numbered message variables within curly braces, for example {1}.

Explanation

A more detailed explanation of the message, or additional information about the message.

System Action

A description of how the system responds to the event that caused this message. This part might be intentionally missing, if obvious.

User Response

A description of possible user actions to solve the problem. This part might be intentionally missing, if obvious.

The structure of message numbers

Message numbers have fourfold structure that consists of prefix, subcomponent identifier, number, and severity code.

Prefix

A three-character prefix that identifies the product or major component that issues a message.

BPO

The Buffer Pool Analyzer program prefix.

DGO

Prefix that identifies workstation client messages.

FPE

The OMEGAMON® XE for DB2 PE program prefix (components from former IBM DB2 Performance Expert product).

KDP

The Tivoli® Enterprise Monitoring Agent (TEMA) for DB2 program prefix

KO2

The OMEGAMON XE for DB2 PE program prefix (components from the former OMEGAMON II product).

Subcomponent identifier

A one-character subcomponent identifier that identifies the subcomponent within a product or major component. For example, in message FPEA1242I, the A identifies the Accounting subcomponent in OMEGAMON XE for DB2 PE.

BPO messages use a single subcomponent identifier K, which means that all Buffer Pool Analyzer messages start with BPOK.

DGO messages use a single subcomponent identifier K, which means that all workstation client messages start with DGOK.

FPE messages use the following subcomponent identifiers:

- A** Accounting
- B** User-Tailored Reporting (part of Batch feature)
- C** Background control
- E** Exception processing
- F** Interactive Report Facility (part of Batch feature)
- I** I/O activity
- J** Installation and customization
- L** Locking
- M** Online Monitor
- R** SQL activity
- S** Statistics
- T** Utility activity
- U** Utility services
- V** Data Server
- W** System Parameters report set
- X** Audit
- Y** Explain
- Z** Migrate/Convert function

KDP messages do not have explicit subcomponent identifiers.

KO2 messages use the following subcomponent identifiers:

- A** Reserved for Application Trace Facility (ATF)
- C** Reserved for Interface, Cross-Memory, Display Module
- D** Reserved for Data Analysis Module
- E** Object Analysis

H	Near-Term History Data Collector
I	Reserved for D5API Framework
M	ISPF
O	VTAM® Display Logic
P	Reserved for D5API Collectors
R	Capture Server
S	Storage Manager
T	Reserved
U	Reserved for Utility I/O and Data Conversion Routines
X	Cross-Memory Module
Z	OMPE Subsystem

Message number

A unique number within the range of messages from a subcomponent.

Severity

An appending single-letter code that indicates the severity of the message.

- I** Informational message that does not require any user action.
- W** Warning message that should be analyzed to determine whether the condition can effect the results. Usually, a warning message does not prevent the system from execution.
- E** Error message that can be corrected by an appropriate user action (for example, by correcting a command syntax error).
- S** Severe error message that results from an abnormal condition and in the abandonment of processing for a command. Other commands in a job stream may still be executed.
- U** Unrecoverable error message that results from an abnormal condition and in the abandonment of processing for the entire job. Most internal errors fall into this category.

When you contact IBM support

If you discover an error or receive a message where the user response is "Contact IBM support", collect the following data before contacting IBM support to assist in determining the cause of the errors:

- The complete list of PTFs and maintenance PUT tapes installed, for DB2 and OMEGAMON XE for DB2 PE.
- The complete dump listing from SYSABEND or SYSUDUMP.
- All error messages, some of which might contain DB2 return codes and reason codes. To interpret the DB2 codes, read *DB2 Messages and Codes*.

- The listing of the SYSLOG data set for the period of time spanning the failure.

If the problem originated in the background (Batch) execution of a report, also collect:

- The complete run listing (including all steps), JCL command stream, SYSPRINT log, job summary log, trace record distribution report, and system parameters report, if available.
- The complete report or trace listing in question.

If the problem originated in the Host Online Monitor, the IRF, or the foreground execution of a report, also collect the following data:

- The complete list of PTFs and maintenance PUT tapes installed for ISPF, in addition to OMEGAMON XE for DB2 PE and DB2.
- The listing of the ISPF log for the session involved in the problem.
- The panel ID, the message number and text of any error messages, and a description of the sequence of events immediately preceding the error.

If the problem originated in OMEGAMON Collector, also collect the following data:

- The SYSPRINT log
- The History data set
- The Exception Events data set
- An SVCDUMP of both the OMEGAMON Collector and the user experiencing the problem when the problem occurred, or as soon after as possible.

With any reported problem, the input data might be needed to perform further problem determination. Save the following data sets:

- The files that were input to the foreground or background execution of OMEGAMON XE for DB2 PE reporting. Save the SMF, GTF, DPMOUT, or Host Online Monitor data sets that were used as input to the report.

Note: If a report problem was experienced when executing in foreground, it might be easier to document the problem by executing the same report with the same input data in background to gather the necessary information.

- The Exception Threshold data set. If the problem involves exception processing, save the contents of this data set from the time of the problem onwards.

Chapter 3. BPOK - Buffer Pool Analyzer messages

BPOK5000 **The bpd file does not contain all required information.**

Explanation

The bpd file was generated with an earlier version of Buffer Pool Analyzer.

User response

Update your host version of Buffer Pool Analyzer and generate new bpd files.

BPOK5001 **The size for one or more objects is unknown.**

Explanation

These objects are treated as if they had size zero.

User response

Use the RUNSTATS tools on a regular basis to initialize object sizes.

BPOK5002 **One or more objects are not placed correctly.**

Explanation

{0}

User response

Edit column 'User-defined' to map the respective objects to valid buffer pools.

BPOK5003 **The value supplied for {0} is not a valid decimal number.**

Explanation

A valid decimal number consists of digits and optionally a dot.

User response

Type a valid decimal number in the corresponding field.

BPOK5004 **Negative numbers are not allowed for total sizes.**

Explanation

Negative numbers for storage amounts are not allowed.

User response

Specify storage amounts by using positive numbers.

BPOK5005 **The sum of virtual sizes cannot be zero.**

Explanation

A system without storage does not work correctly.

User response

Specify a virtual pool size and, optionally, a hiperpool size.

BPOK5006 **The program cannot process the data.**

Explanation

Contents of column {0} for chart {1} cannot be loaded.

User response

If the problem persists, contact IBM support.

BPOK5007 **The directory {0} does not exist.**

Explanation

The directory was not created or was deleted.

BPOK5008 **No data view selected.**

Explanation

There is no data view that has the focus.

User response

Select a data view or generate one by double-clicking on a suitable leaf in the tree. Then try again the operation.

BPOK5009 **The file that you opened is corrupted.**

Explanation

Record type is not valid: {0}. Possible values are: 'D', 'B', 'O', 'S'. Processing stopped.

User response

The file was generated in a wrong way, was corrupted during transfer, or was transferred by FTP in a mode other than binary mode.

BPOK5010 **The file that you opened is corrupted.**

Explanation

The record type is not registered: {0}. Record types are registered by a previous create/load statement pair. Processing stopped.

User response

The file was probably generated in a wrong way.

BPOK5011 **The value supplied for {0} is not a valid integer.**

Explanation

Integers consist of digits only.

User response

Enter a valid integer and try again.

BPOK5012 **The value supplied for {0} is out of range.**

Explanation

The range is from {1} to {2}.

User response

Enter a number within the range and try again.

BPOK5013 **The relation between the minimum and the maximum value is incorrect.**

Explanation

The maximum value must be greater than the minimum value.

User response

Correct the numbers accordingly.

BPOK5014 **Do you want to save your changed pattern file?**

BPOK5015 **One or more values of the characteristics data are not valid.**

Explanation

{0}

User response

Correct the values accordingly.

BPOK5017 **All data values in the requested data view are zero.**

Explanation

Empty data views are not created.

BPOK5018 **Do you want to permanently delete the report?**

BPOK5023 **The system is out of memory.**

Explanation

The size of the available memory is smaller than the size of the memory required to open the selected input file.

User response

Close all applications that are currently not needed. Then try again the operation.

BPOK5024 **Sorting by table headers will be disabled. A very large number of objects are displayed and sorting would be slow.**

Explanation

The amount of data to sort is so great that the sort would take too long.

BPOK5033 **The buffer pool data file is not compatible.**

Explanation

The selected buffer pool data file cannot be used for Object Placement because it was generated with a version of Performance Expert or Buffer Pool Analyzer that is no longer supported.

User response

Use bpd files that were created on a host with a supported version of Performance Expert or Buffer Pool Analyzer.

BPOK5034 **Parsing of buffer pool data file failed.**

Explanation

The selected file is not a valid buffer pool data file.

User response

Select buffer pool data files (*.bpd) as input to Object Placement.

BPOK5035 **No entry from list of recommended patterns is selected.**

Explanation

A pattern file is required to map objects to buffer pools.

User response

Select an entry from the list of recommended patterns.

BPOK5036 **No entry from list of user-defined patterns is selected.**

Explanation

A pattern file is required to map objects to buffer pools.

User response

Select an entry from the list of user-defined patterns.

BPOK5037 **No write access to {0}.**

Explanation

To overwrite an existing file, write access is required.

User response

Choose a new name for a file to be created or select a file with write access to be overwritten.

BPOK5038 **The bpd files do not contain any data about DB2 table spaces or indexes that can be used for the DBID/OBID translation.**

Explanation

This can happen, for example, if you collect trace data by using SMF or GTF.

User response

When you collect trace data by using SMF or GTF, also collect catalog information by using one of the trace collection methods of Buffer Pool Analyzer. Then generate a bpd file from both input data sets.

BPOK5100 **Incorrect file transfer mode ASCII was used.**

Explanation

The file has been damaged by downloading it in the wrong mode.

User response

Download the file again specifying BINARY mode.

BPOK5101 **Invalid Collect Report Data record format used.**

Explanation

The file was created with STANDARD record format specified.

User response

Create a new trace file specifying SHORT record format.

BPOK5102 **Invalid file type.**

Explanation

The file is a Buffer Pool Analysis bpd file, which cannot be used for simulation.

User response

Simulation requires a trace file created with the Buffer Pool Analysis Collect Report Data function in SHORT format.

BPOK5103 **Invalid file type and incorrect file transfer mode ASCII was used.**

Explanation

The file is a damaged Buffer Pool Analysis bpd file, which has been damaged by downloading it in the wrong mode.

User response

Simulation requires a trace file created with the Buffer Pool Analysis Collect Report Data function in SHORT format. It must be downloaded in BINARY mode.

BPOK5104 Invalid file format.

Explanation

The file is not a valid Buffer Pool Analysis trace file. It may have been created using the Performance Monitor Collect Report Data function.

User response

Simulation requires a trace file created with the Buffer Pool Analysis Collect Report Data function in SHORT format.

BPOK5199 Unknown file format.

Explanation

The file is not a known file format.

User response

Simulation requires a trace file created with the Buffer Pool Analysis Collect Report Data function in SHORT format.

BPOK5800 Wrong date format.

Explanation

The date you have typed has the wrong format.

User response

Use this date format: {0} or press the **Reset** button.

BPOK5801 The start date is later than the begin date.

Explanation

Change a date or press the **Reset** button.

BPOK5802 One Date lies out of the recorded time frame.

Explanation

Change the dates or press the **Reset** button.

BPOK5803 One of the selected files is not a bpd file.

Explanation

Remove this file.

BPOK5804 Parsing Process failed.

Explanation

File {0} cannot be parsed. It is corrupted or not a bpd file.

BPOK5805 File exists. New file name has been generated for the result.

Explanation

The intended file name {0} could not be used for the output. The reason for that is that a file with that name already exists. To ensure uniqueness the name {1} has been generated for the target.

BPOK5806 Invalid buffer pool name(s) {0} entered.

Explanation

The name(s) {0} are not valid DB2 buffer pool name(s).

User response

Change the buffer pool name(s) in the rule(s) and retry the last action.

BPOK5807 BPD file used for object placement does not match the selected trace file.

Explanation

Object placement recommendations cannot be used.

User response

Select a matching trace file.

BPOK5902 The connection to CIMOM failed.

Explanation

CIM stored procedures returns error code: 2

BPOK5903 The connection to the database failed.

Explanation

CIM stored procedures returns error code: 3

BPOK5905 The access to CIMOM was disabled.

Explanation

CIM stored procedures returns error code: 5

BPOK5906 **The monitored DB2 instance is not active.**

Explanation

CIM stored procedures returns error code: 6

BPOK5907 **The monitored DB2 instance is not started.**

Explanation

CIM stored procedures returns error code: 7

BPOK5908 **An SQL error occurred.**

Explanation

CIM stored procedures failed with error code 8. The remote instance is not active or cannot be reached.

BPOK6000 **Internal buffer pool analysis error.**

Explanation

You tried to open a buffer pool data (bpd) file with one of the Buffer Pool Analyzer client-based

functions, but the bpd file cannot be opened or properly preprocessed. The file might be damaged, does not contain data in the required format (Short or Standard) or data type (Summary or Detail), or was not created by means of the **BPACTIVITY FILE** command.

User response

Create a new bpd file, or use another bpd file. If the problem persists, contact IBM support.

If this error occurs when you use the File Transfer Protocol (FTP), also check whether your file transfer program provides the RDW and NORDW command options. If the default is RDW, it might cause a four-byte record descriptor record to be included in the data set being downloaded from the host to the client (which might then cause message BPOK6000). Specify the NORDW command option to avoid the creation of the descriptor record.

BPOK7000 **The selected DB2 Connect gateway is currently not active. Switch to history mode and select a date and time at which the DB2 Connect gateway was active.**

Chapter 4. DGOK - Workstation client messages

DGOK200	Specify the elapsed time in the format HH:MM:SS.
DGOK201	Specify an elapsed time value from 00:00:00 through 99:59:59.
DGOK202	Specify the number of records to be collected as an integer between 0 and 2147483647.
DGOK203	No free slot to run the trace. Try again later.
DGOK204	No slot is configured. Contact your database administrator.
DGOK206	The selected thread stopped before the trace started.
DGOK207	The selected thread stopped. The report was generated.
DGOK208	A timeout occurred during report generation. Re-create the report.
DGOK210	File dgoksqla.xml is corrupted or not accessible. Contact IBM.
DGOK211	Do you want to delete the trace, job summary, DPMLOG, and trace data sets on the host?
DGOK221	Specify a value between 00:00:00 and 12:00:00 for the elapsed time.
DGOK222	SQL Activity Tracing was stopped. No report was generated.
DGOK223	Specify the flush interval in the format HH:MM:SS.
DGOK224	Specify a value between 00:00:00 and 12:00:00 for the flush interval.
DGOK225	SQL Activity Tracing is not supported in history mode.

User response

In Statistics and Thread, select the snapshot data closest to the time when the error occurred.

DGOK226	Performance Expert Server did not create any output data set.
----------------	--

Explanation

OMEGAMON Collector configuration might not be correct.

User response

Check the SYSPRINT output of the OMEGAMON Collector job or the system log of the host where OMEGAMON Collector is running.

DGOK227	SQL Activity cannot be launched because no database alias is defined for Performance Warehouse.
----------------	--

Explanation

SQL Activity utilizes Collect Report Data, which is now integrated and runs under control of Performance Warehouse.

User response

Use the Performance Warehouse page of the Modify Properties window and define a database alias for Performance Warehouse.

DGOK228	SQL Activity was stopped by Performance Expert Server.
----------------	---

Explanation

OMEGAMON Collector was restarted.

User response

Restart SQL Activity.

DGOK230	Specify a value greater than zero for the data set size.
----------------	---

DGOK231	Specify one or more data categories.
----------------	---

DGOK232	Specify a value between 7 and 16385 for the OP buffer size.
----------------	--

DGOK233	Specify a valid stop condition.
----------------	--

DGOK234	Specify a trace command.
----------------	---------------------------------

DGOK235	Specify a member name of the DSG.
----------------	--

DGOK600	An authority problem occurred when the DB2 command was executed.
----------------	---

Explanation

You have insufficient authority to perform the commands.

User response

Verify your authorization scheme. If required, contact your DB2 administrator to extend your authority.

DGOK601 **Syntax error.**

Explanation

The syntax of the command is incorrect.

User response

Correct the error and try again. See the *DB2 Command Reference*.

DGOK650 **DB2 Performance Expert is already started.**

Explanation

Only one DB2 Performance Expert session can run at a time.

User response

Use the DB2 Performance Expert session that is running.

DGOK651 **DB2 Performance Expert is already started.**

Explanation

Only one DB2 Performance Expert session can run at a time.

User response

Use the DB2 Performance Expert session that is running.

DGOK700 **Statement is not explainable.**

DGOK702 **Your request cannot be performed because you did not specify the local database alias.**

Explanation

Data Studio needs the local database alias of the monitored DB2 subsystem to perform your request.

User response

Specify the local database alias on the DB2 Subsystem page of the DB2 System Properties window.

DGOK713 **Data Studio is not started.**

Explanation

The Data Studio is installed but not started. You need to start Data Studio in order to being able to explain the SQL Statement.

User response

Start the Data Studio.

DGOK714 **Exception encountered during Data Studio or Optim Query Workload Client usage.**

Explanation

An internal exception occurred.

User response

Contact IBM support.

DGOK720 **Tuning request complete: Job Name {JOB ID} Tuning Jobs URL: {URL}**

Explanation

Data Server Manager single query tuning request processed successfully.

User response

Open the link in browser to inspect tuning output for the given Job Name.

DGOK721 **Failed to connect Data Server Manager (DSM)**

Explanation

Data Server Manager connection service returned an error message: *additional_error_message_text*

User response

Check the error message and the data entered when configuring the subsystem for DSM integration (DSM information tab in Db2 System Properties window).

DGOK722 **Exception encountered during Data Server Manager processing**

Explanation

An internal Exception occurred.

User response

Contact IBM Technical Support (check diagnostics trace).

DGOK723 **Data Server Manager tuning request call failed**

Explanation

Tuning WebService call could not complete successfully.

User response

Contact IBM Technical Support.

DGOK724 **Creation of DSM connection profile failed**

Explanation

The Data Server Manager Tuning WebService was not able to implicitly create the subsystem connection profile.

User response

Make sure the subsystem URL parameter is specified correctly.

DGOK725 **No EXPLAIN provider is available to explain the query**

Explanation

Data Server Manager (DSM) and Data Studio are not configured/installed on the system.

User response

Install/configure DSM or Data Studio. If both DSM and Data Studio are available, DSM is used to explain the query.

DGOK750 **Could not launch browser with Db2zAI System Assessment link Status: {0} Assessment URL: {1}**

Explanation

The browser path in the db2pm.pprop file is not valid or is incorrect.

User response

Verify that the browser property is set correctly in the db2pm.pprop file. You can view the current status of the Db2zAI System Assessment by manually copying the provided link into a browser window.

DGOK751 **Db2zAI failed to launch Status: {0} Message: {1}**

Explanation

IBM Db2® AI for z/OS® System Assessment tool failed to launch.

There might be missing or incorrect parameters specified on the configuration tab for this Db2 subsystem. You might see the message:

```
Unable to get Db2zAI Connection
Name for DB2_IDENTIFIER/SYSTEM_NAME=<DSG-
member>/<LPAR-name>
```

when launching the Db2zAI System Assessment API. Possible reasons for this message might be:

- A non-existent Db2zAI connection for this subsystem
- The group and member values in the Subsystem Configuration dialog (Db2 Subsystem tab) are not present.

User response

On the Db2zAI configuration tab, correct the parameters that are listed in the error message and relaunch the assessment.

If the group and member values in the Subsystem Configuration dialog (Db2 Subsystem tab) are not present, use the **Retrieve** button to retrieve group and member values or enter the values manually.

For configured Data Sharing members and groups, Db2zAI requires that the Data Sharing Group name be passed to the System Assessment API call.

DGOK752 **Unexpected connection error Message: {0}**

Explanation:

An unexpected connection error has occurred during the launch of the IBM Db2® AI for z/OS® System Assessment tool.

User response:

Check the IBM Db2® AI for z/OS® server (host) status and the server properties that are specified on the Db2zAI configuration tab.

DGOK753 **Assessment period specification is incorrect Message: {0}**

Explanation

An incorrect assessment period was specified in the Root Cause Analysis dialog.

User response

Specify a time range in the format MM/DD/YY, HH:MM:SS AM/PM.

DGOK754 **Unexpected JSON parse error**
Message: {0}

Explanation

The port that was specified in the **SA Port** field on the Db2zAI configuration tab is not a valid Db2zAI port. Verify the Db2zAI port that should be used and specify it in the **SA Port** field.

User response

Specify the correct **SA Port** value on the Db2zAI parameters configuration tab and relaunch the assessment.

DGOK755 **Unexpected I/O error Message: {0}**

Explanation

An unexpected API content access exception occurred during the launch of the IBM Db2® AI for z/OS® System Assessment tool.

User response

Check the IBM Db2® AI for z/OS® server (host) status and the server properties that are specified on the Db2zAI configuration tab.

DGOK1000 **Time interval specification is incorrect.**

Explanation

A valid time interval is between 00:00:06 and 09:59:59.

User response

Specify a time interval between 00:00:06 and 09:59:59.

DGOK1001 **The time interval must have the format HH:MM:SS.**

Explanation

The time interval must have the format HH:MM:SS.

User response

Specify a time interval in the format HH:MM:SS, for example, 00:00:30, 00:01:00, or 01:00:00.

DGOK1002 **History snapshots are not available.**

Explanation

A history snapshot does not exist on the host.

User response

Try again later.

DGOK1003 **DB2 Performance Expert Server supports single sort only.**

Explanation

The version of OMEGAMON Collector installed on the host does not support multiple sort.

User response

Install the latest version of OMEGAMON Collector.

DGOK1004 **The request timed out. Try again later.**

DGOK1005 **The HTML browser cannot be opened.**

Explanation

The browser path specified in the Configuration window is not correct.

User response

Specify a correct path in the Location field on the Preferences page of the Configuration window.

DGOK1006 **Restart the application to make your accessibility change effective.**

DGOK1400 **The area for the output data is too small. The output data is truncated.**

DGOK1401 **The request resulted in a DB2 abend. Restart the DB2 instance.**

DGOK1402 **The authorization exit in DB2 Performance Expert Server is active. It did not return data.**

DGOK1403 **A severe error occurred in the authorization exit. Standard authorization checks were used. Verify your authorization exit code.**

DGOK1404 **The DB2 command failed.**

Explanation

The issued DB2 command was not processed correctly. Possible reasons are authorization failure, processor abend, syntax error, or exceeded output limit.

User response

Check the syntax and ensure that you have the necessary authority to perform this command.

DGOK1405 **A dynamic statement cache error occurred.**

Explanation

You have qualified a statement that was not found in the statement cache.

DGOK1406 **No data returned.**

Explanation

For IFCID 316, data was not returned because the statements did not match the qualification criteria, or because the cache was empty.

DGOK1407 **Data sharing group only: at least one DB2 member did not respond.**

Explanation

The specified member is not a member of the group, or the member is currently not running.

User response

Ensure that all members of the group are running.

DGOK1408 **No buffer pool information available.**

Explanation

The request contained IFCID 254, but a group buffer pool is not connected. The member or subsystem did not return data.

User response

Configure the group buffer pool and try again.

DGOK1409 **The authorization verification failed.**

Explanation

Possible reasons are:

- Your user ID or password is not correct.

- The performance database of the PE Server subtask does not exist.
- Your user ID does not have monitor 1 or monitor 2 authority.
- You are not authorized to use the KO2PLAN plan.

User response

Verify and correct the possible reasons. Note that user ID and password are case-sensitive.

DGOK1410 **DB2 BIND is missing. DB2 Performance Expert Server needs a BIND against DB2.**

Explanation

OMEGAMON Collector was changed or updated without the necessary bind against DB2.

User response

Issue the BIND command, then restart OMEGAMON Collector.

DGOK1411 **DB2 error.**

Explanation

The DB2 request failed, data is not returned.

User response

See the console log for detailed information.

DGOK1412 **The maximum number of 500 users is reached or exceeded.**

User response

Try again later.

DGOK1413 **The returned data is too large. The request was canceled.**

DGOK1414 **The request was rejected.**

Explanation

History data has not yet been collected.

User response

Ensure that the collection of history data is enabled and configured correctly.

DGOK1415 **The request was rejected.**

Explanation

The history data you requested no longer exists.

User response

Select a more recent history snapshot.

DGOK1416 **DB2 Performance Expert Server authorization exit error.**

Explanation

The authorization exit did not finish correctly.

User response

Check your authorization exit code, then try again.

DGOK1417 **This function must be licensed.**

Explanation

This feature is only available if you have a full license.

User response

Purchase a full license to use this feature.

DGOK1418 **The DB2 subsystem is not started or cannot communicate.**

Explanation

OMEGAMON Collector is running, but the monitored DB2 system is not responding.

User response

Start the DB2 system and ensure that it is responding.

DGOK1419 **Logon failed due to CAF connect error.**

Explanation

Your logon request was not processed because the connection to Call Attach Facility (CAF) failed.

User response

Verify your DB2 authorization and check the system log for more information.

DGOK1420 **Logon failed due to CAF open error.**

Explanation

Your logon request was not be processed because the Call Attach Facility (CAF) reported an open error.

User response

Verify your DB2 authorization and check the system log for more information.

DGOK1421 **The maximum number of TCP/IP sessions is exceeded.**

Explanation

The maximum number of TCP/IP sessions specified in OMEGAMON Collector startup parameter was exceeded.

User response

Close one or more sessions or increase the startup parameter value.

DGOK1422 **DB2 is out of memory.**

Explanation

The memory or subsystem did not return data.

User response

Restart the DB2 system and ensure that enough memory is available.

DGOK1423 **Monitor trace class 1 is not active.**

Explanation

The member or subsystem did not return data.

User response

Enable the Monitor trace class 1 in the startup parameter, then try again.

DGOK1424 **You are not authorized to receive monitor trace class 2 information.**

User response

Ask your administrator for the necessary privileges.

DGOK1425 **The CAF connect failed. The request was rejected.**

Explanation

OMEGAMON Collector cannot verify your authorization because the connection to the Call Attach Facility (CAF) failed.

User response

Check the z/OS system log for more information.

DGOK1426	The CAF open failed. The request was rejected.
-----------------	---

Explanation

OMEGAMON Collector cannot verify your authorization because a Call Attach Facility (CAF) session cannot be opened.

User response

Check the system log for more information.

DGOK1427	CRDSTCM does not contain the required DEST(OPX) section.
-----------------	---

Explanation

The **START TRACE** command sent to OMEGAMON Collector did not contain a DEST(OPX) section, which is necessary to perform this operation.

User response

Add this section to your command or have it generated.

DGOK1428	Incorrect DSORG. See log.
-----------------	----------------------------------

Explanation

The data set disposition mode is incorrect. For example, 'Append' was specified for a data set that does not exist.

User response

Use the correct mode when writing to a data set. The mode depends on whether a data set exists.

DGOK1429	Incorrect RECFM. See log.
-----------------	----------------------------------

DGOK1430	Incorrect LRECL. See log.
-----------------	----------------------------------

DGOK1431	SMS dynamic allocation error. See log.
-----------------	---

Explanation

An SMS data set cannot be opened to receive data.

User response

See the console log for details.

DGOK1432	The data set is not cataloged. See log. Catalog the data set, then try again.
-----------------	--

DGOK1433	The data set already exists. See log. Try another disposition mode such as 'Append' or 'Overwrite'.
-----------------	--

DGOK1434	A catalog error occurred. See log.
-----------------	---

DGOK1435	A dynamic allocation error occurred. See log.
-----------------	--

DGOK1436	An open error occurred. See log.
-----------------	---

DGOK1437	Buffer shortage.
-----------------	-------------------------

Explanation

OMEGAMON Collector has reached the maximum number of API function calls that can be handled simultaneously.

User response

Try again later.

DGOK1438	Internal DB2 Performance Expert Server error.
-----------------	--

Explanation

The storage allocation for buffers failed.

DGOK1439	The history request was denied.
-----------------	--

Explanation

The snapshot did not exist in history or was overwritten.

User response

Specify a different time frame.

DGOK1440	No more information is available.
-----------------	--

Explanation

OMEGAMON Collector has been restarted. The data for this application is lost and cannot be recovered.

User response

Log off from this subsystem, then log on again.

DGOK1441	Not logged on to DB2 Performance Expert Server
-----------------	---

Explanation

The client application has called an API function without being logged on to OMEGAMON Collector.

DGOK1442 **Snapshot data was not received from the host.**

Explanation

OMEGAMON Collector did not return any data.

User response

Check that OMEGAMON Collector is started.

DGOK1443 **The instance is not connected to a DB2 Performance Expert Server. The connection failed.**

Explanation

OMEGAMON Collector did not return any data.

User response

Check that OMEGAMON Collector is started.

DGOK1444 **DB2 is out of memory.**

Explanation

During a DB2 IFI request, DB2 reported a failure obtaining memory.

User response

If you are monitoring a DB2 V7, ensure that APAR PQ58341, PTF UQ66442 is applied. If you are connected to a Data Server of DB2 PM V7, ensure that APAR PQ60353, PTF UQ65800 is applied. If the problem persists, contact IBM support.

DGOK1445 **The DB2 connection was lost.**

Explanation

OMEGAMON Collector lost its connection to DB2. Possible reason: The thread was canceled or has stopped.

User response

Log off, then log on again. If the problem persists, contact IBM support.

DGOK1446 **Server timeout.**

Explanation

Server did not respond in the expected time.

User response

Try again later.

DGOK1447 **DB2 returned incorrect READS data, the request was canceled.**

User response

Contact DB2 support.

DGOK1448 **DB2 Performance Expert Server is currently not available, or the wrong port number was specified.**

Explanation

This error can occur when you configured a new DB2 and entered a wrong port number in the "Retrieve DB2PM Databases" step.

User response

Verify the port number of your OMEGAMON Collector, and correct it if necessary. Otherwise, restart OMEGAMON Collector.

DGOK1450 **Internal DB2 Performance Expert Server error. DB2 Performance Expert Server ran out of memory.**

Explanation

The OMEGAMON Collector could not obtain memory.

User response

This can be a temporary problem. Retry the operation. If the problem persists, ask the MVS operator to enlarge the region size of the Data Server and restart the Data Server. If the problem still persists, contact IBM support.

DGOK1451 **DB2 Performance Expert Server is not correctly configured or is not started.**

DGOK1452 **The system name cannot be resolved. (UnknownHostException)**

Explanation

The current system is not available or is wrong.

User response

Correct the system name for the current DB2 system, then try again.

DGOK1453 **No data retrieved by the server.**

Explanation

The Data Server has stopped or was not started. Snapshot related stored procedure does not work.

User response

Restart the Data Server. If the problem persists, stop the Data Server and DB2, then restart DB2 and the Data Server. Wait about one minute before repeating the request from the client.

DGOK1454 **To perform this function a JDBC driver is needed.**

Explanation

The JDBC DB2 driver cannot be found in the Java™ classpath. This problem can occur if DB2 Performance Expert was installed before DB2, or if DB2 was reinstalled into a new directory after Performance Expert was installed.

DGOK1455 **You are not authorized to access the DB2 PM database tables.**

User response

Ask your administrator to add your user ID to the DB2 group authorized to work with the Data Server. Check that the Data Server is correctly configured or is started.

DGOK1456 **DB2 or DB2 Performance Expert Server is not started, the monitored instance is not enabled, or DB2 is not started locally.**

Explanation

- The DB2 instance (local or on a server) is not started.
- The Data Server (on which your DB2PM database is located) is not started.
- A monitored instance was disabled.
- The network connection might be lost.

User response

Start the correct service, or enable the instance to be monitored in the Data Server configuration.

DGOK1457 **User ID not valid.**

Explanation

Logon failed because the specified user ID is not valid.

User response

Correct the user ID.

DGOK1458 **Wrong password.**

Explanation

Logon failed because the specified password is wrong.

User response

Correct the password.

DGOK1459 **Password expired.**

Explanation

Logon failed because the specified password expired.

User response

Specify a new password on the host.

DGOK1460 **New password not valid.**

Explanation

Logon failed because the new password is not valid.

User response

Correct your password on the host.

DGOK1461 **User ID not in group.**

Explanation

Logon failed because the specified user ID is not defined to the specified group.

User response

Specify another group ID or ask your administrator to add you to the specified group ID.

DGOK1462 **Password revoked.**

Explanation

Logon failed because the specified password has been revoked.

User response

Ask your administrator to reset your password. Then log on to the host and specify a new password.

DGOK1463 **User ID revoked from group.**

Explanation

Logon failed because access to the specified group has been revoked.

User response

Ask your administrator to give you access to the specified group again.

DGOK1464 **The DB2 subsystem is not available, or the connection was terminated when you canceled a thread using the Cancel Thread command.**

User response

Log off from this DB2 subsystem and then log on again.

DGOK1465 **Error when cataloging the database.**

Explanation

A user might have attempted to execute a command without having the proper authority, or the specified DB2 connection alias is not correct.

DGOK1466 **The communication with the monitored remote instance failed. The remote instance might be down or unreachable.**

DGOK1467 **The maximum number of concurrent databases have already been started.**

User response

To start more databases, increase the value of the DB2 parameter NUMDB (maximum number of concurrently active databases).

DGOK1468 **Saving the threshold set failed because of SQL error: {0}**

DGOK1469 **The stored procedures were not registered correctly or are not accessible.**

User response

Reconfigure the server.

DGOK1470 **The maximum number of client connections that can be started has already been reached.**

DGOK1471 **The monitored instance is not enabled.**

Explanation

The performance database for the monitored instance was not found at the Data Server.

User response

Enable the monitored instance with PE Config and try again.

DGOK2100 **Thread Details cannot be opened.**

Explanation

Thread Details cannot be opened because the table data is incorrect.

User response

Try again. If the problem persists, contact IBM support.

DGOK2101 **Thread stopped.**

Explanation

The selected thread stopped or was terminated.

DGOK2501 **There is no help available.**

DGOK3300 **{0} Details cannot be opened.**

Explanation

{0} Details cannot be opened because the table data is incorrect.

User response

Try again. If the problem persists, contact IBM support.

DGOK3301 **{0} cannot be canceled.**

Explanation

The table data is incorrect.

User response

Close the application and try again. If the problem persists, contact IBM support.

DGOK3302 **DB2 Performance Expert Server information is not available.**

Explanation

The Data Server information cannot be received.

User response

Close the application, then try again. If the problem persists, contact IBM support.

DGOK3303 **The selected {0} stopped or was terminated.**

DGOK3304 **DB2 Performance Expert Server supports single qualifiers only.**

Explanation

The version of the Data Server that is installed on the host does not support more than one qualifier.

User response

Install the latest Data Server.

DGOK3305 **This filter already exists.**

DGOK3306 **Check at least one item in Thread Type.**

DGOK3308 **DB2 Performance Expert Server does not support SQL activity tracing.**

User response

Install the latest Data Server.

DGOK3309 **SQL activity tracing cannot be started in GLOBAL view.**

Explanation

In GLOBAL view, the list of applications and their performance counter values are aggregated for all database partitions. However, an SQL activity trace can only be created for a single partition.

User response

Select a single partition or the entire instance (GROUP) from the "Show Data for" list and then start SQL activity tracing for an application.

DGOK3500 **Data Sharing Group information is not available.**

Explanation

The subsystem is not a member of a data sharing group.

DGOK3501 **History data for the specified date and time is not available.**

Explanation

Data for the date and time specified was probably overwritten by more recent data.

User response

Wait until the new timestamp list is loaded to see the oldest snapshot.

DGOK3502 **History data is not available.**

Explanation

The request was rejected. History data is not available.

User response

Try again later or restart the Data Server by using the history option.

DGOK3503 **Data is not available.**

Explanation

The request cannot be processed because data is not available. Possible reasons:

- Snapshot did not exist or was overwritten.
- History data does not exist.
- The thread was stopped or terminated.
- The filter has no data.

User response

Respecify the filters and qualification criteria, or specify a different snapshot.

DGOK3504 **Function is not supported in demo mode.**

User response

Disable the demo mode, log on to a subsystem, and try again.

DGOK3505 **Details window is not visible in Group View.**

Explanation

The selected data is not visible in Group View mode.

User response

Select a member and try again, or close the Details Window.

DGOK3506	The group scope request might take longer because the server has more than 10 members. Should your request be performed?
-----------------	---

DGOK3507	Global or group view is not valid in this context.
-----------------	---

DGOK3600	The specified file name is not valid.
-----------------	--

User response

The file is empty or read-only.

DGOK3601	Logon is not possible, the selected DB2 Performance Expert Server {0} is not running.
-----------------	--

DGOK3602	The specified subsystem is not configured.
-----------------	---

User response

Add this subsystem to the System Overview window, then try again.

DGOK3603	The specified configuration file is not valid.
-----------------	---

User response

The file does not exist, is empty, cannot be read, or is not a correct configuration file.

DGOK3604	A DB2 system with the same name is already defined.
-----------------	--

User response

If this is the system that you are currently configuring, no further action is required. Otherwise, edit the system or instance name and provide a unique name.

DGOK3605	Type numbers in this field.
-----------------	------------------------------------

DGOK3606	You cannot log on to the selected DB2 system ({0}) because there is currently no information available about its status.
-----------------	---

User response

Wait until the Server Status column in the DB2 system status table shows an up arrow next to the selected DB2 subsystem. Then try to log on again.

DGOK3607	The multiplier must be greater than zero.
-----------------	--

Explanation

A multiplier has been set to zero or one of the history types does not exist in the DB2PM.HISTORYDATA table.

User response

Set another multiplier value.

DGOK3608	The DB2 Connection alias ({0}) is not correct.
-----------------	---

Explanation

The DB2 Connection alias name was not specified, is longer than eight characters, or contains a character that is not valid.

User response

Specify a valid DB2 Connection alias.

DGOK3609	The snapshot trace or history parameter cannot be set.
-----------------	---

Explanation

The parameter does not exist in the DB2PM.PARAMETER table.

DGOK3610	The selected DB2PM database is not receiving DB2 Connect/gateway information.
-----------------	--

Explanation

A DB2PM database can only receive data about a DB2 Connect gateway if Performance Expert Agent for DB2 Connect Monitoring (PE Agent) is installed, configured, and activated at DB2 Connect/gateway. For more details, see *Installation and Configuration*.

User response

Select a DB2PM database receiving DB2 Connect/gateway information or, if you want to use the selected DB2PM database, install, configure, and activate Performance Expert Agent for DB2 Connect Monitoring (PE Agent) at the appropriate DB2 Connect/gateway.

DGOK3611	This function is not available on multi-partition instances.
-----------------	---

DGOK3612	The Performance Warehouse Server is currently not available.
-----------------	---

User response

Start the Performance Warehouse server using the Performance Warehouse page of the Modify Properties window.

DGOK3613	Your password or group is too long. Specify a password up to 100 characters or a group of up to eight characters.
DGOK3614	The DB2 system you want to add already exists in this folder.
DGOK3615	A folder with this name already exists. Specify a different name.
DGOK3616	A copy of this DB2 system already exists in this folder.
DGOK3617	To import a DB2 system, you must be logged off from all DB2 systems that are defined to DB2 Performance Expert Client.

User response

Log off from the DB2 systems to which you are logged on, then try again.

DGOK3618	To perform this function, you must first log on to a DB2 system.
DGOK3620	No DB2PM database is selected or all DB2 instances are defined to DB2 Performance Expert Client.
DGOK3621	One or more database aliases already exist in the DB2 Catalog (ie {0}).
DGOK3622	The specified DB2 Performance Expert Server does not monitor any DB2 instances.

User response

To enable the Data Server to monitor a DB2 instance, you must first configure this instance. For information about how to configure an instance, see *Installation and Configuration*.

DGOK3623	The trace is activated but the trace level is 0.
-----------------	---

Explanation

Trace data can only be collected with a trace level greater 0.

User response

Specify a trace level from 1 to 5 when you activate a trace.

DGOK3629	You cannot specify any history data storage settings because this parameter does not exist in the DB2PM.PARAMETER or DB2PM.PWHDATA table.
DGOK3630	You specified one or more wrong values for the history data storage settings.

User response

For the storage interval, specify a number from 1 through 24. For the interval for summarizing the history data, specify a number from 1 through 96.

For the start date for history storage, specify a valid date in the form mm.dd.yyyy.

DGOK3631	For the {0} field, specify a value greater than zero.
DGOK3632	You specified a wrong value for the history data storage settings.

User response

For the interval for summarizing the history data, specify a number from 1 through 96.

The interval must be equal to, or greater than, the recording interval you specified on the History page.

DGOK3634	Specify {0}.
DGOK3635	Verify that the e-mail is received in the destination In-Box. If not, verify the specified e-mail (SMTP) server address.
DGOK3636	The database alias ({0}) is not supported by DB2.

Explanation

You cannot specify the host name of your workstation as database alias. This is a DB2 restriction.

User response

Specify another database alias.

DGOK3637	The shortcut ({0}) references a DB2 system that is already deleted. Therefore, this shortcut will be deleted.
-----------------	--

DGOK3638 **Some monitor switches are not set on "{0}". Therefore, part of the information is not available.**

Explanation

One or more of the following monitor switches are not set: {1}

- BUFFERPOOL (DFT_MON_BUFPOOL): Number of reads and writes, time taken.
- LOCK (DFT_MON_LOCK): Lock wait times, deadlocks.
- SORT (DFT_MON_SORT): Number of heaps used, sort performance.
- STATEMENT (DFT_MON_STMT): Start and stop time, statement identification.
- TABLE (DFT_MON_TABLE): Measure of activity (rows read and written).
- UWO (DFT_MON_UOW): Start and end times, completion status.
- TIMESTAMP (DFT_MON_TIMESTAMP): Timestamps.

User response

Set the monitor switches for which you want to see data.

DGOK3639 **The library for cataloging databases could not be loaded successfully. Some multiplatform tasks such as defining a DB2 instance are disabled.**

User response

This message also pops up if the client is started in a 64-bit instance, but with a 32-bit JRE. Then, you cannot even log on to a monitored system. Install a 64-bit enabled JRE and restart the client.

DGOK3640 **The server task is not valid; a logoff has been performed.**

Explanation

The client received a return code 8 with reason code X'64' from the data collector task. The data collector returns this error if the user's started task is in an invalid and unrecoverable state. The most common reason is that the data collector ran out of memory. The client cannot recover from this situation because all subsequent requests against the server lead to the same error.

Logging off and on usually frees some resources and allows the user to continue for a while. However, over time, the error recurs.

User response

Stop and restart the data collector.

DGOK3641 **A recording interval of less than 30 seconds can cause performance problems at Performance Expert Server. In addition, it can happen that Performance Expert Server does not collect each snapshot. It is recommended that you specify a recording interval of at least 30 seconds. Do you want to leave the recording interval at less than 30 and continue?**

DGOK3642 **User Exit Program/Script missing**

User response

Specify the path to the User Exit Program/Script.

DGOK3643 **The PE Server subtask tries to call your User Exit Program/Script**

User response

Verify that your User Exit Program/Script is called.

DGOK3644 **DB2 Visual Explain V8 does not support DB2 9.**

DGOK3663 **Cannot use an active Performance Warehouse connection to schedule SQL Activity trace processing.**

Explanation

Under certain circumstances, the Performance Expert Client can do an implicit connect to the Performance Warehouse however this is not always possible.

User response

Before you start an SQL activity trace, log in to the Performance Warehouse for the Db2 subsystem.

DGOK4000 **Wrong values for WARNING or PROBLEM thresholds.**

Explanation

The values for WARNING and PROBLEM thresholds are not valid. Possible reasons:

- The WARNING value is greater than or equal to the PROBLEM value.

- The WARNING or PROBLEM values are not specified.
- The PROBLEM value is less than or equal to the WARNING value.

User response

Specify valid threshold values.

DGOK4001	The name for the current threshold is missing.
DGOK4002	The author for current threshold is missing.
DGOK4003	The threshold cannot be copied.

Explanation

A threshold with the same specification already exists.

User response

For an exception field, only two threshold configurations with identical filter criteria are allowed. The criteria can be active and inactive.

DGOK4004	The status cannot be changed.
-----------------	--------------------------------------

Explanation

The status cannot be changed to the active state of the current threshold.

User response

The status cannot be changed to active because another active threshold already exists. For an exception field, only one active threshold configuration is allowed.

DGOK4005	The XML file is corrupted.
-----------------	-----------------------------------

Explanation

The menu item cannot be found because the XML file is corrupted.

User response

File `gui_exceptionmain.xml` is corrupted or not accessible. Reinstall the program or contact your IBM representative.

DGOK4006	The XML file is corrupted.
-----------------	-----------------------------------

Explanation

The toolbar item cannot be found because the XML file is corrupted.

User response

File `gui_exceptionmain.xml` is corrupted or not accessible. Reinstall the program or contact your IBM representative.

DGOK4007	Exception Event was started successfully.
DGOK4008	Exception Event was stopped successfully.
DGOK4009	To start exception processing, you must first log on to a DB2 system.
DGOK4010	This Thread does not exist anymore.
DGOK4011	The connection to this subsystem is missing.

Explanation

You must be logged on to the subsystem to receive the event details information.

User response

Log on to the subsystem.

DGOK4012	No Threshold set selected.
-----------------	-----------------------------------

Explanation

Periodic Exception Processing requires a Threshold set.

User response

Select a Threshold set with the Threshold set combo box. Create one, if no one exists.

DGOK4013	Exception Event(s) occurred.
DGOK4014	Periodic Exception(s) start(s).
DGOK4015	Periodic Exception(s) stop(s).
DGOK4016	Periodic Exception(s) refreshed.
DGOK4017	Periodic Exceptions refreshed and stopped.
DGOK4018	The selected Threshold set is empty.

Explanation

For starting Periodic Exception Processing, a Threshold set with at least one active Threshold is necessary.

User response

Add an active Threshold to the Threshold set.

DGOK4019 **To start periodic exception processing on *db2_system*, select a threshold set that contains at least one active threshold that is supported by Performance Expert Server.**

DGOK4020 **To view more information on this exception, you must be logged on to the DB2 system that produced the exception.**

DGOK4021 **No exception field selected**

Explanation

No exception field selected.

User response

Select an exception field.

DGOK4022 **Interval is missing.**

DGOK4023 **{0} is missing.**

DGOK4024 **E-mail address is not valid.**

DGOK4025 **Contact with name {0} already exists. Overwrite it?**

DGOK4026 **Do you want to delete the selected contact?**

DGOK4027 **No contact selected.**

DGOK4028 **The value in the {0} field is not valid.**

Explanation

The value in the {0} field is not valid, whereby {0} is the label of a numeric entry field.

User response

Specify a number from {1} through {2}, whereby {1} is the minimal and {2} is the maximum value.

DGOK4029 **The name for the sound file is missing or is not correct.**

Explanation

The name for the sound file is missing or is not correct.

User response

Specify an existing sound file.

DGOK4030 **Your e-mail specifications are not correct or are not complete.**

Explanation

Your e-mail specifications are not correct or are not complete.

User response

To send exception notifications by e-mail, do the following:

1. Specify your e-mail address.
2. Select the destination e-mail address.
3. If the e-mail (SMTP) server requires authentication, select the appropriate check box and specify your server user ID and your password.

DGOK4032 **For periodic exception processing on *db2_system*, the thresholds for the following exception fields are disregarded: *exception_field_list***

Explanation

The thresholds for the listed exception fields are defined in the selected threshold set but are not active or are not supported by the PE Server subtask.

DGOK4033 **Exception event processing cannot be started for '{0}'.**

Explanation

Exception event processing is disabled on the Data Server.

User response

Enable exception event processing on the Exception page of the Data Server Properties window for '{0}'.

DGOK4034 **Exception event processing cannot be started for '{0}'.**

Explanation

Event monitoring is disabled for all monitored databases.

User response

Enable event monitoring for at least one monitored database by configuring the Data Server.

DGOK4035 **Periodic exception processing cannot be started for '{0}'.**

Explanation

Periodic exception processing is disabled on the Data Server.

User response

Enable periodic exception processing on the Exception page of the Data Server Properties window for '{0}'.

DGOK4036	The threshold set contains thresholds for operating system counters. These thresholds become active only if the CIM server was enabled during the configuration of Performance Expert Server and the collection of history data is enabled (on the History page of the Performance Expert Server Properties window).
DGOK4037	Exception event processing has been deactivated for "{0}" because it was disabled on Performance Expert Server.
DGOK4038	Periodic exception processing has been deactivated for "{0}" because it was disabled on Performance Expert Server.
DGOK4039	Detailed information for this exception event is no longer available.

Explanation

Detailed information about exception events is stored in a log on the Data Server. If the number of exception events in this log exceeds {0}, the oldest exception event entries are removed from the log. The exception event for which you requested detailed information is among those that are already removed from the log.

DGOK4101	The recording of diagnostic information stopped.Do you want to send the recorded information?
DGOK4102	The recording of diagnostic information stopped.Do you want to save the recorded information?
DGOK4103	The diagnostic information is recorded.Do you want to stop the recording and send the diagnostic information?
DGOK4104	The diagnostic information is recorded.Do you want to stop the recording and save the diagnostic information?
DGOK4105	The diagnostic information was recorded.Do you want to send it?
DGOK4106	The diagnostic information was recorded.Do you want to save it?

DGOK4107	The diagnostic information was not sent.Do you want to delete it?
DGOK4108	The diagnostic information was not saved.Do you want to delete it?
DGOK4109	The selected file already exists.Do you want to overwrite it?
DGOK4110	The diagnostic information cannot be sent.Do you want to save it?
DGOK4111	The diagnostic information cannot be sent.Do you want to save it again?
DGOK4112	The recording of the diagnostic information cannot be started.
DGOK4113	The recording of the diagnostic information cannot be stopped.
DGOK5026	Incorrect timestamp value {0}.

Explanation

Entry does not correspond to format mask {1}.

User response

Correct the value.

DGOK5027	Partition field entry {0} not valid.
-----------------	---

Explanation

The entry for partition filtering is not a valid regular expression.

User response

Enter an asterisk or a correct regular expression, for example: {1}

DGOK5028	Start and end times do not match.
-----------------	--

Explanation

The end time {0} must be later than start time {1}.

User response

Correct the start time or the end time.

DGOK5029	The provided template is unusable.
-----------------	---

Explanation

The template does not belong to the set of valid templates.

User response

Use a valid template.

DGOK5031 **No performance data exist for any database of the monitored instance.**

Explanation

No database is configured for monitoring, or the monitored instance has not been set up to store history data in the Performance Warehouse, or the monitored instance has been set up to store history data but the end of the first storage interval has not been reached.

User response

Ensure that you have added databases for monitoring to your monitored instance during configuration of the Data Server (peconfig). Further, from Performance Expert Client, check the properties of the monitored instance whether the storage of history data is enabled. Finally, determine whether sufficient time has elapsed to allow for the completion of at least one storage interval. If required, allow for some extra time and try again later.

DGOK5032 **File name not correct.**

Explanation

The provided file name {0} is not valid in your operating system.

User response

Repeat the Save operation and provide a valid file name.

DGOK5033 **The buffer pool data file is not compatible.**

Explanation

The selected buffer pool data file cannot be used for Object Placement because it was generated with a version of Performance Expert or Buffer Pool Analyzer that is no longer supported.

User response

Use bpd files that were created on a host with a supported version of Performance Expert or Buffer Pool Analyzer.

DGOK5034 **Parsing of buffer pool data file failed.**

Explanation

The selected file is not a valid buffer pool data file.

User response

Select buffer pool data files (*.bpd) as input to Object Placement.

DGOK5902 **CIMOM connection failed.**

Explanation

CIM stored procedures returns error code: 2

DGOK5903 **Database connection failed.**

Explanation

CIM stored procedures returns error code: 3

DGOK5905 **CIMOM access disabled.**

Explanation

CIM stored procedures returns error code: 5

DGOK5906 **Monitored DB2 instance not active.**

Explanation

CIM stored procedures returns error code: 6

DGOK5907 **Monitored DB2 instance not started.**

Explanation

CIM stored procedures returns error code: 7

DGOK5908 **SQL Error occurred.**

Explanation

CIM stored procedures failed with error code 8. The remote instance might be down or unreachable.

Chapter 5. DGOP - Performance Warehouse messages

DGOP1 **Insufficient information to establish a database connection to Performance Warehouse.**

Explanation

One or more of the following data is missing:

- Database user ID
- Password
- Database alias
- JDBC driver name

User response

Before you can connect to Performance Warehouse, you must specify a database user ID, password, database alias, and JDBC driver.

DGOP2 **Delete the selected object from Performance Warehouse?**

DGOP3 **Exit the application?**

DGOP7 **There is currently no help available.**

DGOP8 **Specify a database alias for the DB2PM database.**

DGOP9 **The database schema DB2PM not found.**

Explanation

A database was connected that does not contain the database schema DB2PM.

User response

Check the database alias configuration on Performance Expert Client and the Data Server.

DGOP10 **The Performance Warehouse tables are not found.**

Explanation

Possible reasons are:

1. Database schema DB2PM does not contain the Performance Warehouse tables.
2. A SCHEMALIST parameter is used to limit data retrieval.

3. The specified database alias refers to a performance database of Performance Expert Version 3.1 or later.

User response

1. Check the database alias on Performance Expert Client and Performance Expert Server.
2. Check the file `db2cli.ini` for any SCHEMALIST parameter specifications to limit the list of schemas that are used for data retrieval.
3. Beginning with Performance Expert Version 3.1, you can no longer add a Performance Warehouse system manually. Add the Performance Expert Server on which the Performance Warehouse resides to your Performance Expert Client and open Performance Warehouse from the System Overview window.

DGOP11 **Performance Expert Client and Performance Expert Server are not compatible.**

Explanation

The following list of properties helps to determine the Client and Server versions: {0}

User response

Install the compatible versions of Performance Expert Client and Performance Expert Server.

DGOP12 **Performance Warehouse only supports partitioned database systems with one partition.**

Explanation

Performance Warehouse tried to connect to a partitioned database system with multiple database partitions.

DGOP13 **The partition number of the single-partition database must be 0.**

Explanation

Performance Warehouse only supports partitioned database systems with one partition. This partition must have partition number 0.

DGOP14 **Performance Warehouse cannot check whether it is compatible with Performance Expert Server.**

Explanation

To check whether Performance Warehouse is compatible with the Data Server installed, specific version information is required. N/P is shown for the information that is missing: {0}

User response

Check whether the Data Server is installed correctly. Install the compatible versions of Performance Expert Client and the Data Server.

DGOP15 **Performance Warehouse could not be connected automatically.**

Explanation

No database alias is defined for Performance Warehouse.

User response

Use the Performance Warehouse page of the Modify Properties window to define a database alias for Performance Warehouse.

DGOP16 **The specified database alias belongs to a DB2PM database on {0}.**

Explanation

None.

User response

Delete the created node. Then open the New Performance Warehouse window and create a Performance Warehouse on {0} using the specified database alias.

DGOP17 **Performance Warehouse is not available.**

Explanation

Possible reasons are:

- The PE Server subtask installation is still in progress or incomplete.
- The database alias that you specified in the New Performance Warehouse window does not reference a Performance Warehouse.

- The specified database alias refers to a performance database of a Performance Expert version 3.1 or later.

User response

1. Check the status of the PE Server subtask installation.
2. If the installation completed successfully, use the Client Configuration Assistant of DB2 to check the database alias that you specified.
3. Beginning with Performance Expert Version 3.1, you can no longer add a Performance Warehouse system manually. Add the Performance Expert Server on which the Performance Warehouse resides to your Performance Expert Client and open Performance Warehouse from the System Overview window.

DGOP18 **Are you sure you want to remove this Performance Warehouse from the tree view?**

DGOP19 **The process has been scheduled and activated. {0}{0} Click Process Executions in the folders pane of the Performance Warehouse window to view the progress of the process.**

DGOP20 **The Performance Warehouse Client cannot be initialized because of temporary inconsistencies of {0} templates.**

Explanation

Message parameter {0} is either process, query, or rule-of-thumb.

This error occurs in rare cases when the set of templates is edited by another user while the Performance Warehouse Client initializes. To avoid inconsistencies, the connection is terminated.

User response

Retry to connect.

DGOP1001 **Specify a name for the process group.**

DGOP1002 **Specify a unique name for the process group.**

DGOP1005 **The process group cannot be deleted because one or more of its processes have the status 'active'.**

User response

Check the status of all processes and change it to 'in definition', if necessary. Then delete the process group.

DGOP1101 Specify a name for the process.

DGOP1102 Process name already exists.

Explanation

You attempted to create a process with a name that already exists in this group.

User response

Choose a different process name.

Note that the currently selected view might not show all processes in this group.

DGOP1105 The process cannot be deleted because it has the status 'active'.

User response

Change the process status to 'in definition', then delete the process.

DGOP1106 The process cannot be renamed because it has the status 'active'.

User response

Change the process status to 'in definition', then rename the process.

DGOP1107 You cannot add more steps to the selected process.

Explanation

You tried to add a step to this process but this step does not fit the step sequence of the process. For example, on the Trace on z/OS page, a process can consist of only one step of type CRD. Additional steps are not allowed.

User response

See *Monitoring Performance from the Workstation* for more information about processes and allowed steps and step sequences.

DGOP1108 You cannot add any steps to the selected process because the process has the status 'active'.

User response

Change the process status to 'in definition'. Then add the step.

DGOP1109 The process cannot be activated because it does not contain any steps.

User response

Add one or more steps to the process. Then activate the process.

DGOP1110 This process is a template and cannot be edited.

Explanation

You can use templates only as a basis for your own processes.

User response

Copy this process to another process group, then edit it.

DGOP1111 The process cannot be copied because a private process group does not exist yet.

Explanation

A process cannot be copied to a public process group. It can only be copied to a private process group.

User response

Create a private process group and then copy the process to it.

DGOP1113 The specified process schedule cannot be stored because the schedule string exceeds the maximum length of {0} characters.

Explanation

Your current schedule definition produces a string that is {1} characters long. This string is made up as follows: {2}{2}Hours:\t{3} characters{2}Minutes:\t{4} characters{2}Days:\t{5} characters{2}Months:\t{6} characters{2}Years:\t{7} characters

User response

Reduce the length of the schedule string by reducing the complexity of the schedule. For example, specify fewer intervals or fewer individual values.

DGOP1114 **The status of the process cannot be changed because the process is running.**

User response

Wait until the process has finished or cancel the process. Then try to change the process status.

DGOP1202 **Specify an input data set for the step.**

DGOP1204 **This step belongs to a process that has the status 'active' and therefore cannot be edited.**

User response

Change the process status to 'in definition'.

DGOP1205 **The step cannot be copied because an appropriate private process does not exist yet.**

Explanation

A step can only be copied to a private process if it fits the step sequence of that process. The position of the copied step has to be the same in the source and target step sequences. You can only copy steps to the end of the target step sequence.

User response

Create a process or modify a process such that the step to be copied fits. Then copy the step.

DGOP1206 **The step cannot be deleted because the process containing the step has the status 'active'.**

User response

Change the process status to 'in definition', then delete the step.

DGOP1207 **This step is a template and cannot be edited.**

Explanation

You can use templates as a basis for your own steps.

User response

Copy this step to another process. Then edit it.

DGOP1209 **The data set name is not valid.**

Explanation

A data set name must comply with the following syntax: dsname, dsname(member) or dsname(generation). When you specify a member, the member name must have one through eight alphanumeric characters, with the first character being a letter. When you specify a generation, the generation must be a one-, two-, or three-digit number that is less than, or equal to, 255 and is preceded by a dash (-), for example -111, -23, or -3. If it is 0, you can omit the dash. Each digit can be a number from 0 through 9.

User response

Specify a valid data set name.

DGOP1449 **Alias not found.**

Explanation

The database alias is wrong or does not exist.

A new alias definition might not be recognized by the client.

You have multiple DB2 instances installed on your workstation, and the DB2 catalog entries are defined in a DB2 instance other than the currently used instance.

User response

Correct the database alias for the currently used DB2 system, then try again.

Close and restart the workstation client, then try again.

If you have multiple DB2 instances installed on your workstation, you can force the DB2 instance to be used by specifying the command "set DB2INSTANCE=<your_instance>" in file db2pe.bat, respectively .db2pe under UNIX®.

DGOP1514 **The process has been scheduled. {0}{0} To run the process: Change the process status from "in definition" to "active" in the Process Properties window.**

Explanation

The Data Server only checks the schedule of activated processes.

DGOP1601 **Specify at least one input data set for the report.**

DGOP1602 **To create a report, add at least one command with at least one subcommand to the REPORT pane.**

DGOP1603	Add a REPORT or SAVE subcommand to the STATISTICS command.
-----------------	---

Explanation

When you add the REDUCE subcommand, you must also add the REPORT or SAVE subcommand.

DGOP1604	When you select the Use threshold data set check box in a REPORT, TRACE, or FILE command options pane, you must specify at least one exception threshold data set in the Current data set specification pane.
-----------------	--

DGOP1605	Add a REPORT or SAVE subcommand to the ACCOUNTING command.
-----------------	---

Explanation

When you add the REDUCE subcommand, you must also add the REPORT or SAVE subcommand.

DGOP1606	Specify a correct range value. The generic form (*) can be used only as last character in a range value.
-----------------	---

DGOP1607	Specify a name for the input data set.
-----------------	---

DGOP1608	Under Temporary DFSORT work file, type a value in both fields or leave both fields empty.
-----------------	--

DGOP1609	Under Temporary trace work file, type a value in both fields or leave both fields empty.
-----------------	---

DGOP1610	The list of input data sets exceeds 175 characters.
-----------------	--

User response

Remove one or more input data sets from the list.

DGOP1611	Specify minimum and maximum values for the range.
-----------------	--

DGOP1612	Specify a value.
-----------------	-------------------------

DGOP1613	Specify a unique name for the input data set.
-----------------	--

DGOP1614	Specify a value that is unique in the list of values.
-----------------	--

DGOP1615	Delete the selected command including its subcommands.
-----------------	---

DGOP1706	The filter criteria shown in the Include field exceed 250 characters.
-----------------	--

User response

Display the Include/Exclude Filter window and remove one or more filter criteria.

DGOP1707	The filter criteria shown in the Exclude field exceed 250 characters.
-----------------	--

User response

Display the Include/Exclude Filter window and remove one or more filter criteria.

DGOP1806	The filter criteria shown in the Include field exceed 250 characters.
-----------------	--

User response

Display the Include/Exclude Filter window and remove one or more filter criteria.

DGOP1807	The filter criteria shown in the Exclude field exceed 250 characters.
-----------------	--

User response

Display the Include/Exclude Filter window and remove one or more filter criteria.

DGOP1855	The filter criteria shown in the Include field exceed 250 characters.
-----------------	--

User response

Display the Include/Exclude Filter window and remove one or more filter criteria.

DGOP1856	The filter criteria shown in the Exclude field exceed 250 characters.
-----------------	--

User response

Display the Include/Exclude Filter window and remove one or more filter criteria.

DGOP1857	The filter criteria shown in the Order field exceed 200 characters.
-----------------	--

User response

Display the Order Filter window and remove one or more filter criteria.

DGOP1858 **The filter criteria shown in the Top field exceed 250 characters.**

User response

Display the Top Filter window and remove one or more filter criteria.

DGOP1859 **If a check box is selected under Filter options, you must select at least one top field.**

DGOP1951 **Specify a name for the group or list.**

DGOP1952 **The name you specified for the group or list is not correct.**

Explanation

A group or list name can consist of up to eight characters without embedded spaces and must begin with a character from A to Z. The second to eight characters can be one of the following: A-Z, _, #, \$, 0-9, @

User response

Specify a correct group or list name.

DGOP1953 **Specify a group or list name that is unique within the report.**

DGOP1954 **Add at least one subcommand to the GROUP or LIST command.**

DGOP1955 **Specify at least one value for the selected group or list.**

DGOP1956 **The values shown in the Group values or List values field exceed 50 characters.**

User response

Specify shorter values for the group or list or delete one or more values.

DGOP3001 **Rule-of-thumb group name is missing.**

Explanation

Every rule-of-thumb group needs a name.

User response

Specify a rule-of-thumb group name.

DGOP3002 **The rule-of-thumb group name is not unique.**

Explanation

A rule-of-thumb group with this name already exists.

User response

Specify a unique rule-of-thumb group name.

DGOP3101 **Rule of thumb cluster name is missing.**

Explanation

Every rule of thumb cluster needs a name.

User response

Specify a rule of thumb cluster name.

DGOP3102 **The rule of thumb cluster name is not unique.**

Explanation

A rule of thumb cluster with this name exists already in the specified rule-of-thumb group.

User response

Specify a unique rule of thumb cluster name.

DGOP3105 **This rule-of-thumb cluster is a template and cannot be edited.**

Explanation

You can use templates as a basis for your own rule-of-thumb clusters.

User response

Copy this rule-of-thumb cluster to another rule-of-thumb group and edit it.

DGOP3106 **The rule-of-thumb cluster cannot be copied because a private rule-of-thumb group does not exist yet.**

Explanation

A rule-of-thumb cluster cannot be copied to a public rule-of-thumb group. It can only be copied to a private rule-of-thumb group.

User response

Create a private rule-of-thumb group and then copy the rule-of-thumb cluster to it.

DGOP3107 **The additional column expression of the rule-of-thumb cluster is too long.**

Explanation

An additional column expression of the rule-of-thumb cluster can contain a maximum of 400 characters.

User response

Specify a shorter additional column expression of the rule-of-thumb cluster.

DGOP3108 **The filter expression of the rule-of-thumb cluster is too long.**

Explanation

A filter expression of the rule-of-thumb cluster can contain a maximum of 3 000 characters.

User response

Specify a shorter filter expression of the rule-of-thumb cluster.

DGOP3109 **The additional column expression of the rule-of-thumb cluster is syntactically wrong.**

Explanation

An additional column expression of the rule-of-thumb cluster must be a comma-separated list of table columns.

User response

Specify a correct comma-separated list of table columns.

DGOP3110 **The additional column expression of the rule-of-thumb cluster is syntactically wrong.**

Explanation

Each column of the additional column expression must belong to a table of a value expression of a contained rule of thumb.

User response

Specify a correct comma-separated list of table columns.

DGOP3111 **The additional column expression of the rule of thumb contains redundant columns.**

Explanation

All columns of the additional column expression must not occur in a value expression of a contained rule of thumb.

User response

Specify a correct comma-separated list of table columns.

DGOP3204 **The rule-of-thumb cannot be copied because an appropriate private rule-of-thumb cluster does not exist yet.**

Explanation

A rule-of-thumb cannot be copied to a public rule-of-thumb cluster. It can only be copied to a rule-of-thumb cluster that has the same type as the rule-of-thumb to be copied. The rule-of-thumb that you want to copy must be the first rule-of-thumb in the target private rule-of-thumb cluster or be of the same type as the rule-of-thumbs that already exist in that cluster.

User response

Create a private rule-of-thumb cluster and then copy the rule-of-thumb to it.

DGOP3205 **The value expression of the rule of thumb is missing.**

Explanation

Every rule of thumb needs a value expression.

User response

Specify a value expression for the rule of thumb.

DGOP3206 **The warning threshold of the rule of thumb is missing.**

Explanation

Every rule of thumb needs a warning threshold.

User response

Specify a warning threshold for the rule of thumb.

DGOP3207 **The problem threshold of the rule of thumb is missing.**

Explanation

Every rule of thumb needs a problem threshold.

User response

Specify a problem threshold for the rule of thumb.

DGOP3209 **The value expression of the rule of thumb is too long.**

Explanation

A rule of thumb value expression can contain a maximum of 800 characters.

User response

Specify a shorter rule of thumb value expression.

DGOP3210 **The warning threshold of the rule of thumb is too long.**

Explanation

A rule of thumb warning threshold can contain a maximum of 18 characters.

User response

Specify a shorter rule of thumb warning threshold.

DGOP3211 **The problem threshold of the rule of thumb is too long.**

Explanation

A rule of thumb problem threshold can contain a maximum of 18 characters.

User response

Specify a shorter rule of thumb problem threshold.

DGOP3212 **The additional column expression of the rule of thumb is too long.**

Explanation

An additional column expression of the rule of thumb can contain a maximum of 400 characters.

User response

Specify a shorter additional column expression of the rule of thumb.

DGOP3213 **The warning recommendation of the rule of thumb is too long.**

Explanation

A rule of thumb warning recommendation can contain a maximum of 128 characters.

User response

Specify a shorter rule of thumb warning recommendation.

DGOP3214 **The problem recommendation of the rule of thumb is too long.**

Explanation

A rule of thumb problem recommendation can contain a maximum of 128 characters.

User response

Specify a shorter rule of thumb problem recommendation.

DGOP3215 **The value expression of the rule of thumb is syntactically wrong.**

Explanation

A rule of thumb value expression must be an arithmetic expression.

User response

Specify a correct arithmetic expression.

DGOP3216 **The additional column expression of the rule of thumb is syntactically wrong.**

Explanation

An additional column expression of the rule of thumb must be a comma-separated list of table columns.

User response

Specify a correct comma-separated list of table columns.

DGOP3217 **The warning threshold of the rule of thumb is syntactically wrong.**

Explanation

A rule-of-thumb warning threshold must be a number.

User response

Specify a decimal number or an integer.

DGOP3218 **The warning threshold of the rule of thumb is syntactically wrong.**

Explanation

A rule-of-thumb warning threshold must be a number.

User response

Specify a decimal number or an integer.

DGOP3219 **The problem threshold of the rule of thumb is syntactically wrong.**

Explanation

A rule-of-thumb problem threshold must be a number.

User response

Specify a decimal number or an integer.

DGOP3220 **The problem threshold of the rule of thumb is syntactically wrong.**

Explanation

A rule-of-thumb problem threshold must be a number.

User response

Specify a decimal number or an integer.

DGOP3221 **This rule of thumb is a template and cannot be edited.**

Explanation

You can use templates as a basis for your own rules of thumb.

User response

Copy this rule of thumb to another rule-of-thumb cluster and edit it.

DGOP3222 **The additional column expression of the rule of thumb is syntactically wrong.**

Explanation

Each column of the additional column expression must belong to a table used in the value expression.

User response

Specify a correct comma-separated list of table columns where each column belongs to a table used in the value expression.

DGOP3223 **The additional column expression of the rule of thumb contains redundant columns.**

Explanation

Each column of the additional column expression must not occur in the value expression.

User response

Specify a correct comma-separated list of table columns where each column does not occur in the value expression.

DGOP4003 **No data returned for this analysis filter.**

DGOP4005 **The minimum length of a variable name is 2 characters.**

Explanation

A valid name of a variable consists of a colon followed by alphanumeric characters.

DGOP4006 **The rules-of-thumb cluster is empty.**

Explanation

The cluster contains no rules of thumb.

User response

Create at least one rule in the empty cluster.

DGOP4007 **You have not specified a value for one or more of these variables: {0}. Are you sure that you want to proceed?**

Explanation

No values or empty string values have been assigned to the variables shown on the message text.

User response

Enter correct values for these variables.

DGOP4101 **ROT details not applicable.**

Explanation

The attention value for the selection is null.

User response

Make a selection with attention values OK, problem, or warning.

DGOP4102 **Column details not available for the current view.**

Explanation

There are no attention values for the selected ROT that qualify for current view.

User response

Extend the view to Warning or All, respectively.

DGOP4103 **Row details not available for the current view.**

Explanation

There are no attention values for the selected ROT that qualify for current view.

User response

Extend the view to Warning or All, respectively.

DGOP4104 **No entries qualify for the selected view.**

DGOP4105 **Column details are only available for columns referring to a timestamp or to rules of thumb.**

Explanation

The selected column has no column details. For example: the column refers to an additional matrix column that is specified in the cluster definition.

User response

Select the timestamp column to get row details or a column with the name of a rule of thumb to get column details.

DGOP4200 **There is currently no help available.**

DGOP5003 **Delete the selected output data set from Performance Warehouse?**

DGOP5004 **Type of selected log entry does not match with rule of thumb or query.**

DGOP6001 **The query group name is missing.**

Explanation

A query group name is not specified, or a name that contains only white-space characters is specified.

User response

Specify a correct query group name.

DGOP6002 **The query group name is not unique.**

Explanation

A query group with this name already exists.

User response

Specify a unique query group name.

DGOP6101 **The query name is missing.**

Explanation

A query name is not specified, or a name that contains only white-space characters is specified.

User response

Specify a correct query name.

DGOP6102 **The query name is not unique.**

Explanation

A query with this name already exists.

User response

Specify a unique query name.

DGOP6105 **This query is a template and cannot be edited.**

Explanation

You can use templates as a basis for your own queries.

User response

Copy this query to another query group and edit it.

DGOP6106 **The query cannot be copied because a private query group does not exist yet.**

Explanation

A query cannot be copied to a public query group. It can only be copied to a private query group.

User response

Create a private query group and then copy the query to it.

DGOP6107 **The query expression (SELECT statement) is missing.**

Explanation

A query expression (SELECT statement) must be specified.

User response

Specify a query expression (SELECT statement).

DGOP6109 **The query expression must start with SELECT.**

Explanation

A query expression must start with SELECT.

User response

Specify a SELECT statement as query expression.

DGOP6502 **The file cannot be opened.**

Explanation

Reasons why the file cannot be opened include:

- The file exists, but in another directory.
- The file or directory is write-protected.
- The file does not exist and cannot be created.

User response

Select another file name and try again.

DGOP6503 **The file cannot be opened.**

Explanation

An I/O exception occurred while opening the file.

User response

Select another file name and try again.

DGOP6504 **Cannot create temporary file in default temporary-file directory {0}.**

Explanation

A temporary file cannot be created in the default temporary-file directory.

User response

Check the file write permissions in the directory security properties.

DGOP6505 **A file with the name {0} already exists. Do you want to overwrite it?**

Explanation

The file chosen already exists and will be overwritten if confirmed.

User response

Click the **Yes** button if you want the file to be overwritten, otherwise click the **No** button.

DGOP6506 **Sorting using the column header only affects the currently scrollable rows.**

Explanation

The result table shows only a part of the whole result set. Sorting using the column header only affects the result table, not the whole result set.

User response

To sort the whole result set, use the ORDER BY clause in the SQL query.

Chapter 6. FPEA - Accounting report set messages

FPEA0600S **EXCEPTIONAL CONDITION OCCURRED WHILE PROCESSING ACCOUNTING. MAIN STORAGE ALLOCATION FAILED. RETURN CODE <V1>**

Explanation

There was insufficient storage available to continue processing.

- <V1> is the GETMAIN return code.

User response

Increase the region size, and rerun the job.

FPEA0610S **EXCEPTIONAL CONDITION OCCURRED WHILE PROCESSING ACCOUNTING. MAIN STORAGE RELEASE FAILED**

Explanation

An attempt to release storage failed.

User response

Rerun the job. If the problem recurs, contact IBM support.

FPEA0700S **VSAM <V1> FUNCTION FAILED ON DDNAME <V2>. VSAM RETURN CODE <V3>. REASON CODE <V4>**

Explanation

A VSAM function failed.

- <V1> is the name of the VSAM function that failed.
- <V2> is the ddname for which the function failed.
- <V3> is the VSAM return code.
- <V4> is the VSAM reason code.

User response

See the VSAM documentation.

FPEA0750S **PUT FUNCTION FAILED ON DDNAME <V1> WHILE EXTERNALIZING REDUCED RECORDS**

Explanation

An error occurred when writing records to the accounting REDUCE work data set.

- <V1> is the ddname.

User response

Check for system messages detailing the problem.

FPEA0800I **THE ALLOCATED SPACE FOR ACWORK WAS SUFFICIENT. <V1> BYTES HAVE BEEN WRITTEN TO THE ACWORK DATA SET, CONSUMED BY <V2> RECORDS WITH AN AVERAGE LENGTH OF <V3> AND A MAXIMUM RECORD LENGTH OF <V4>.**

Explanation

Input trace data is successfully reduced. The space for the temporary work data set with ddname ACWORK was sufficient to hold all reduced data records.

- <V1> is number of bytes written to ACWORK.
- <V2> is the number of reduced data records (of variable lengths) written to ACWORK.
- <V3> is the average record length of the reduced data records.
- <V4> is the maximum record length of the reduced data records.

User response

The values provided by this message might help to adjust the allocated ACWORK space for ACCOUNTING REDUCE processing. For more information, see the description of REDUCE CALCULATE in the *Reporting User's Guide*.

FPEA0801S **INSUFFICIENT SPACE WAS ALLOCATED FOR ACWORK. COMPLETELY REDUCED DATA WOULD REQUIRE AN ACWORK OF <V1> BYTES, CONSUMED BY <V2> RECORDS WITH AN AVERAGE LENGTH OF <V3> AND A MAXIMUM RECORD LENGTH OF <V4>.**

Explanation

Failure to reduce all input trace data because of insufficient space for the temporary work data set with ddname ACWORK. No output data is written. However, the job continues to determine the necessary ACWORK space.

- <V1> is the number of bytes ACWORK would require to hold all reduced records (provided it is of sufficient size).
- <V2> is the number of reduced data records (of variable lengths) that would be written to ACWORK (provided it is of sufficient size).
- <V3> is the average record length of the reduced data records that has to be expected.
- <V4> is the maximum record length of the reduced data records that has to be expected.

User response

Allocate more space to ACWORK and rerun the job. Allocate about 20% more space than indicated by <V1>. You might specify sufficient primary and secondary work space as options in the SPACE parameter of the ACWORK DD statement. If necessary, specify a multi-volume data set for ACWORK. For more information refer to the *Reporting User's Guide*.

FPEA0803I	THE INPUT TRACE INCLUDES IFCID 233, 380, OR 381 WHICH IS USED TO IDENTIFY A STORED PROCEDURE OR USER-DEFINED FUNCTION MAIN ROUTINE. A REPORT BY ACTNAME TAKES ACCOUNT OF NESTED CALLS BY ACCUMULATING DATA FOR EACH MAIN ROUTINE INCLUDING ITS SUBROUTINES.
------------------	--

Explanation

IFCID 233, 380, or 381 was found in the input trace and is used for the calculation that is requested by the command ORDER(ACTNAME).

Note:

- IFCID 380 or 381 is preferred, if available, because it uses less system resources when collecting trace data.
- Stored Procedures (SP) and User-Defined Functions (UDF) can be identified.
- Data of subprograms that were called by Stored Procedures or User-Defined Functions are reflected in the output of the main program.
- The report has a view on data by activity type and name, but not by each package. That is why the

following package counters of subprograms are not taken into account:

1. The occurrence of subprograms
2. The number of package allocations (switches)
3. The number of rollup threads

This approach also affects some package averages.

FPEA0804I	IFCID 233, 380, OR 381 WAS NOT FOUND IN THE INPUT TRACE. THE CALCULATION BY ACTIVITY NAME TREATS SUBPROGRAMS OF A STORED PROCEDURE OR USER-DEFINED FUNCTION AS SEPARATE ACTIVITIES.
------------------	--

Explanation

The calculation that is requested by the command ORDER(ACTNAME) is limited to the usage of IFCID 3 and IFCID 239. These are the standard Accounting IFCIDs for reporting a thread and a package. The main program of a Stored Procedure or User-Defined Function treats their subprograms as separate activities.

FPEA1242I	ACCOUNTING SAVE COMPLETE
------------------	---------------------------------

Explanation

Accounting SAVE processing is completed.

User response

None.

FPEA1245I	ACCOUNTING FILE COMPLETE. <V1> RECORDS WRITTEN TO DDNAME <V2>
------------------	--

Explanation

Accounting FILE processing is completed.

- <V1> is the number of records written by the FILE subcommand.
- <V2> is the ddname used by the FILE subcommand.

User response

None.

FPEA1246S	UNSUCCESSFUL ATTEMPT WRITING TO FILE DATA SET FOR ACCOUNTING
------------------	---

Explanation

An error occurred while writing data to the Accounting File data set.

User response

Check for system messages detailing the problem.

FPEA1247W	ACCOUNTING TRACE NUMBER <V1>. ACCOUNTING TRACE FOR THIS DB2 SUBSYSTEM IS SUPPRESSED. RECORDS FROM MORE THAN ONE DB2 SUBSYSTEM ARE PRESENT IN THE INPUT DATA SETS AND PRESORTED(ACCEPT) IS SPECIFIED
------------------	--

Explanation

When PRESORTED(ACCEPT) is specified, each Accounting trace shows a single subsystem. This message is issued to identify the trace whose records were ignored.

- <V1> identifies the trace to which the message refers, by the order of the corresponding TRACE subcommand.

Note that, depending on the operational situation, an additional line indicating the location, group, subsystem ID, member, date, and time may be displayed immediately following the message number.

User response

To produce traces for more than one location with PRESORTED(ACCEPT), request a separate trace for each location, specifying multiple TRACE subcommands. Use the INCLUDE option to control which location's data will appear in a trace. Alternatively, specify PRESORTED(NO); this allows any number of locations to be included in a single trace.

FPEA1248I	ACCOUNTING <V1> NUMBER <V2>. THE REQUESTED TOP LIST FOR THIS DB2 SUBSYSTEM WAS NOT PRODUCED BECAUSE THE <V1> DOES NOT CONTAIN ANY NONZERO VALUES IN THE SPECIFIED FIELDS
------------------	---

Explanation

The input data set contained all null or zero values for the top fields for the location specified.

- <V1> is REPORT or TRACE.

- <V2> identifies the report or trace to which the message refers, by the order of the corresponding REPORT or TRACE subcommand.

Note that, depending on the operational situation, an additional line indicating the location, group, subsystem ID, member, date, and time may be displayed immediately following the message number.

User response

None.

FPEA2252I	ACCOUNTING FIELD <V1> WAS NOT CALCULATED. A BEGIN TIME WAS ZERO OR THE RESULT WOULD HAVE BEEN NEGATIVE
------------------	---

Explanation

A DB2 application time cannot be calculated because the begin time was either zero or greater than the end time.

- <V1> is the field name.

This message may also occur for fields that are not part of the IBM-provided default report layouts, that is, for fields that are provided via the User-Tailored Reporting feature (UTR).

Note that, depending on the operational situation, an additional line indicating the location, group, subsystem ID, member, date, and time may be displayed immediately following the message number.

User response

None.

FPEA2253I	ACCOUNTING FIELD <V1> WAS NOT CALCULATED A TOTAL OF <V2> TIMES. A BEGIN TIME WAS ZERO OR THE RESULT WOULD HAVE BEEN NEGATIVE
------------------	---

Explanation

A DB2 application time cannot be calculated because the begin time was either zero or greater than the end time.

- <V1> is the field name.
- <V2> is the number of times this event occurred.

User response

None.

FPEA4500S	INITIALIZATION FAILED FOR ACCOUNTING LIST.
------------------	---

**INSUFFICIENT STORAGE
AVAILABLE**

Explanation

There was insufficient storage available to continue processing.

User response

Increase the region size, and rerun the job.

**FPEA4530I NUMBER OF ORPHANED DBATS
FOR LOCATION <V1> IS <V2>**

Explanation

The message is printed either at the end of the job for every location if there are any orphaned DBATs, or when the maximum number of orphaned DBATs for all LUWIDs has been exceeded.

- <V1> is the location.
- <V2> is the number of orphaned DBATs.

User response

If the message is printed at end-of-file, no response is required. If the maximum number has been exceeded, do one of the following:

- Provide the missing data.
- Exclude DBATs performed on behalf of non-DB2 requesters.
- Check the job summary log whether the Accounting traces started and ended at approximately the same time. If they did not, run the job again using the beginning and end times of the shortest Accounting trace.

**FPEA4531I GENERAL ACCOUNTING DATA
FOR LUWID INSTANCE <V1> IS
MISSING. IFCID 3 IS MISSING**

Explanation

The package overflow data from an IFCID 239 record cannot be matched with the corresponding IFCID 3. Multiple occurrences of this message indicate incomplete input.

- <V1> is the LUWID instance number.

User response

Check the input and filters.

**FPEA4532I ACCOUNTING DATA FOR A
NUMBER OF PACKAGES FOR**

**LUWID <V1> IS MISSING. ONE OR
MORE IFCID 239 IS MISSING**

Explanation

Some package overflow data on IFCID 239 record(s) was missing. Multiple occurrences of this message indicate incomplete input.

- <V1> is the LUWID number.

User response

Check the input and filters.

**FPEA4533S AN ERROR OCCURRED WHILE
ACCESSING A VIRTUAL STORAGE
DATA STORE. THE REFERENCE IS
<V1>, THE TEXT RETURNED FROM
THE DATA STORE IS <V2>**

Explanation

An unexpected event occurs while manipulating records in virtual storage. The most likely cause is that insufficient virtual storage is available. Either the program has requested excessive virtual storage, or the region requested was too small or was not satisfied because of the installation limit.

- <V1> is the reference of the virtual storage data store.
- <V2> is the text returned from the data store.

User response

Excessive use of virtual storage may be caused by incomplete data being passed to the Accounting subcomponent. One such case arises when related IFCID 3 and 239 records cannot be matched, another when records belonging to the same distributed logical unit of work cannot be matched in a merged trace or report. Ensure that both IFCID 3 and 239 are being included and, if MERGE has been specified, that data for all locations is present. If the data is complete and the problem cannot be resolved by specifying a larger region size, contact IBM support.

**FPEA4534I COORDINATING PARALLEL TASK
FOR LUW INSTANCE <V1> IS
NOT REPORTED AS NOT ALL
INFORMATION FOR ASSISTING
PARALLEL TASKS FROM MEMBER
<V2> IS AVAILABLE**

Explanation

The number of assisting parallel tasks belonging to the coordinating parallel task does not match the

received number of assisting parallel tasks. A thread is only reported if the coordinating parallel task and all corresponding assisting parallel tasks are available in the job input.

- <V1> is the LUW instance of the incomplete task.
- <V2> is the member name of the missing assisting task.

User response

If you wish that the thread is reported, ensure that all IFCID 3 records are available for the coordinating parallel tasks and the assisting parallel tasks.

FPEA4535I DATA SECTION <V1>, SECTION NUMBER <V2>, <V3>. HAS LENGTH <V4> INSTEAD OF EXPECTED LENGTH <V5>. FIELD VALUES MIGHT BE INVALID.

Explanation

An incompatibility exists between DB2 and OMEGAMON XE for DB2 PE IFC records.

- <V1> is the data section name
- <V2> is the data section number within the IFC
- <V3> is the IFC number
- <V4> is the found length of the data section
- <V5> is the expected length of the data section as defined in the current DB2 macro.

User response

Upgrade DB2 and OMEGAMON XE for DB2 PE to the latest PTFs. Collect new trace data after upgrading and rerun OMEGAMON XE for DB2 PE.

FPEA4536I INCONSISTENT DATA FOUND FOR LUW: NETWORK ID <V1>, LOGICAL UNIT <V2>, INSTANCE <V3> WITH ACCOUNTING TIMESTAMP <V4>.IFCID 239 INCLUDES QXPK, QBUF, AND QTXA SECTIONS ALTHOUGH THE QWACPARR FLAG OF IFCID 3 IS ON. THE FLAG DENOTES ROLLUP, BUT ROLLUP DATA SHOULD NOT CONTAIN THESE SECTIONS.

Explanation

The job input includes inconsistent data. General package data is normally accompanied by the additional package level accounting sections QXPK, QBUF, and QTXA. In case of rollup, only a single package section is expected without the additional

sections, and the QWACPARR flag is being set on. At least one record has been found for which these conditions do not match. Use the following parameters to identify the missing task in an Accounting trace:

- <V1> is the LUW network ID of the missing task.
- <V2> is the LUW logical unit of the missing task.
- <V3> is the LUW instance of the missing task.
- <V4> is the Accounting timestamp of the missing task.

User response

Save the job input and output and contact IBM support.

FPEA4537I INCONSISTENT DATA FOUND FOR LUW: NETWORK ID <V1>, LOGICAL UNIT <V2>, INSTANCE <V3> WITH ACCOUNTING TIMESTAMP <V4>.IFCID 239 DOES NOT INCLUDE ALL QXPK, QBUF, AND QTXA SECTIONS ALTHOUGH QWACPARR FLAG OF IFCID 3 IS OFF. THE FLAG DENOTES NO ACTIVE ROLLUP, THEREFORE SECTIONS ARE MISSING.

Explanation

The job input includes inconsistent data. General package data is normally accompanied by the additional package level accounting sections QXPK, QBUF, and QTXA. In case of rollup, only a single package section is expected without the additional sections, and the QWACPARR flag is being set on. At least one record has been found for which these conditions do not match. Use the following parameters to identify the missing task in an Accounting trace:

- <V1> is the LUW network ID of the missing task.
- <V2> is the LUW logical unit of the missing task.
- <V3> is the LUW instance of the missing task.
- <V4> is the Accounting timestamp of the missing task.

User response

Save the job input and output and contact IBM support.

FPEA4538I A RECORD HAS BEEN DROPPED FROM FURTHER PROCESSING BECAUSE IT CANNOT BE ASSIGNED TO A KNOWN IFCID 3 TYPE. NETWORK ID <V1>, LOGICAL UNIT <V2>, INSTANCE

**<V3> WITH ACCOUNTING
TIMESTAMP <V4>.**

Explanation

An IFCID 3 trace record does not satisfy one of several well defined conditions of DB2. The record cannot be identified. Therefore it is excluded from the requested processes.

- <V1> is the LUW network ID of the failing record.

- <V2> is the LUW logical unit of the failing record.
- <V3> is the LUW instance of the failing record.
- <V4> is the Accounting timestamp of the unknown record.

User response

None.

Chapter 7. FPEB - User-Tailored Reporting messages

FPEB000 **This command is not recognized**

Explanation

The command entered could not be recognized.

User response

Enter a valid command.

FPEB003 **<V1> command not valid in this panel**

Explanation

The specified command is not valid in this panel.

- <V1> is the command that is not valid.

User response

Enter a valid command for this panel.

FPEB010 **An error occurred during an ISPF <V1> service in module <V2>**

Explanation

An ISPF error has occurred.

- <V1> is the ISPF service name.
- <V2> is the internal module.

User response

Exit, then restart the application. If the problem recurs, contact IBM support.

FPEB020 **Select a number between 1 and 4**

Explanation

None.

User response

Enter 1, 2, 3, or 4.

FPEB021 **Valid DPMPARMS data set name must be entered**

Explanation

Either the specified DPMPARMS data set does not exist, or the specified name is not valid.

User response

Enter the name of a valid DPMPARMS data set.

FPEB022 **No layouts exist to modify**

Explanation

There were no layouts available to be modified.

User response

This message only occurs if you have not installed the user-tailored reporting feature correctly.

FPEB023 **Select a layout using one of the following characters: <V1>**

Explanation

Either no selection was made from the list, more than one item was selected from the list, or a character other than / or a country-designated character was used to select a list item.

- <V1> is / and the country-designated character.

User response

Select the layout you require from the list by entering / or a country-designated character.

FPEB024 **Select one or more items to be modified using one of the following characters: <V1>**

Explanation

Either no selection was made from the list, or a character other than / or a country-designated character was used to select a list item.

- <V1> is / and the country-designated character.

User response

Select the item or items you require from the list by entering / or a country-designated character.

FPEB025 **Duplicate order column numbers entered, so no renumbering has occurred**

Explanation

The same number was entered in more than one order column.

User response

Change the numbers in the order column.

FPEB026	Block configuration selection must be 1 (yes) or 2 (no)
----------------	--

Explanation

You have selected an block configuration that is not valid.

User response

Enter 1 or 2.

FPEB027	FILLER length must be between 1 and 132
----------------	--

Explanation

The specified FILLER length is not valid.

User response

Enter a FILLER length between 1 and 132.

FPEB028	Internal storage error. Not enough elements of SELECTED_BLK have been allowed for
----------------	--

Explanation

Too many blocks have been selected for processing.

User response

Select fewer blocks.

FPEB029	Internal storage error. Not enough elements of SELECTED_CAT have been allowed for
----------------	--

Explanation

Too many categories have been selected for processing.

User response

Select fewer categories.

FPEB030	The cursor must be positioned on a selected list entry when using the FILLER command
----------------	---

Explanation

The FILLER was added after the row containing the cursor. This row must be a selected row.

User response

Position the cursor on a selected row before issuing the FILLER command.

FPEB031	No blocks can be modified
----------------	----------------------------------

Explanation

An internal error occurred.

User response

Select a different layout. If the problem recurs, contact IBM support.

FPEB032	No fields for the nominated block and category can be modified
----------------	---

Explanation

You cannot modify the fields of the nominated block and category.

User response

Select a different block or category.

FPEB033	No table rows for the nominated block and category can be modified
----------------	---

Explanation

You cannot modify the table rows of the nominated block and category.

User response

Select a different block or category.

FPEB034	No table columns for the nominated block and category can be modified
----------------	--

Explanation

You cannot modify the table columns of the nominated block and category.

User response

Select a different block or category.

FPEB035 **No field qualifiers for the nominated block can be modified**

Explanation

You cannot modify the field qualifiers of the nominated block and category.

User response

Select a different block.

FPEB036 **Changes have been accepted. Press Enter again to continue**

Explanation

If you have made any changes, the panel is redisplayed showing the changes.

User response

Press Enter again to continue.

FPEB037 **Changes have been accepted. EXIT again to continue**

Explanation

If you have made any changes, the panel is redisplayed showing the changes.

User response

Press F3 (Exit) again to continue.

FPEB038 **Order must be a number from 1 to 99998. Blank or 99999 to exclude item**

Explanation

None.

User response

Enter a number from 1 to 99 998 to select an item. Blank out or enter 99999 to exclude an item.

FPEB039 **Changes for items with a nonnumeric order number have been ignored**

Explanation

You have entered a nonnumeric value in the ORDER column of the IRF/UTR panel. The value has been ignored.

User response

Change the value in the ORDER column or press the same key to continue processing.

FPEB040 **Layout name must be entered**

Explanation

None.

User response

Enter a layout name (1 to 6 characters).

FPEB041 **Layout description must be entered**

Explanation

None.

User response

Enter a layout description (1 to 32 characters).

FPEB042 **Specify if each new record is to start on a new page**

Explanation

None.

User response

Enter 1 if each record is to start on a new page, or 2 if not.

FPEB043 **The layout has been saved**

Explanation

The layout has been saved into the DPMPARMS data set.

User response

None.

FPEB044 **The layout has not been saved**

Explanation

You have canceled layout changes.

User response

None.

FPEB049 **Error stowing the DPMPARMS layout member**

Explanation

An error occurred during stowing the DPMPARMS directory entry.

User response

Add more directory blocks to the DPMPARMS data set, and try again.

FPEB070	Tailored layout has been migrated to the current version
----------------	---

Explanation

You have selected a user-tailored layout contained in the DPMPARMS data set that belongs to an earlier release. It was automatically migrated to the installed release.

User response

None.

FPEB071	While migrating a tailored layout, an ISPF <V1> service call failed with a return code of <V2>
----------------	---

Explanation

An ISPF error has occurred.

- <V1> is the ISPF service name.
- <V2> is the return code from this service.

User response

Exit, then restart the application. If the problem recurs, contact IBM support.

FPEB080	Browse data set dynamic allocation has reason code x'<V1>'
----------------	---

Explanation

An attempt to dynamically allocate a temporary browse data set failed.

- <V1> is the reason code in hexadecimal notation returned by the dynamic allocation service.

User response

See *MVS Messages and Codes* (or the corresponding manual of the MVS version you have installed) for assistance. If the problem recurs, see your system programmer or contact IBM support.

FPEB081	Browse data set could not be opened
----------------	--

Explanation

An attempt to open the temporary browse data set has failed.

User response

Check for system messages detailing the problem. Try again, and if the problem recurs, see your system programmer or contact IBM support.

FPEB082	DPMPARMS data set received LMINIT error - <V1>
----------------	---

Explanation

A problem occurred during allocation of the DPMPARMS data set.

- <V1> is the ISPF long message returned by the LMINIT service.

User response

Check for system messages detailing the problem. Try again, and if the problem recurs, see your system programmer or contact IBM support.

FPEB083	DPMPARMS data set received LMOOPEN error - <V1>
----------------	--

Explanation

A problem occurred while opening the DPMPARMS data set for write access.

- <V1> is the ISPF long message returned by the LMOOPEN service.

User response

Check for system messages detailing the problem. Try again, and if the problem recurs, see your system programmer or contact IBM support.

FPEB084	Error reading the DPMPARMS layout member
----------------	---

Explanation

An attempt to read the DPMPARMS layout member has failed.

User response

Check for system messages detailing the problem. Try again, and if the problem recurs, see your system programmer or contact IBM support.

FPEB085	Error writing the DPMPARMS layout member
----------------	---

Explanation

An attempt to write the layout member to the DPMPARMS data set has failed.

User response

Check for system messages detailing the problem. Try again, and if the problem recurs, see your system programmer or contact IBM support.

FPEB086 **DPMPARMS data set dynamic allocation has reason code x'<V1>'**

Explanation

An attempt to dynamically allocate the DPMPARMS data set failed.

- <V1> is the reason code in hexadecimal notation returned by the dynamic allocation service.

User response

See *MVS Messages and Codes* (or the corresponding manual of the MVS version you have installed) for assistance. If the problem recurs, see your system programmer or contact IBM support.

FPEB087 **Storage for the user layout could not be allocated**

Explanation

An attempt to allocate virtual storage for the user layout to be stored has failed.

User response

Check for system messages detailing the problem. Try again, and if the problem recurs, see your system programmer or contact IBM support.

FPEB088 **Storage for the modified layout could not be allocated**

Explanation

An attempt to allocate virtual storage for the modified layout to be stored has failed.

User response

Check for system messages detailing the problem. Try again, and if the problem recurs, see your system programmer or contact IBM support.

FPEB089 **DPMPARMS data set could not be opened**

Explanation

An attempt to open the DPMPARMS data set has failed.

User response

Check for system messages detailing the problem. Try again, and if the problem recurs, see your system programmer or contact IBM support.

FPEB091 **ISPF browse failed**

Explanation

An ISPF error has occurred attempting to BROWSE the generated layout.

User response

Exit, then restart the application. If the problem recurs, contact IBM support.

FPEB092 **UTR layout print service failed**

Explanation

An attempt to write to the browse data set has failed.

User response

Check for system messages detailing the problem. Try again, and if the problem recurs, see your system programmer or contact IBM support.

FPEB093 **The requested layout could not be loaded**

Explanation

An attempt to load a default layout into virtual storage has failed.

User response

Check for system messages detailing the problem. Try again, and if the problem recurs, see your system programmer or contact IBM support.

FPEB094 **Browse data set received LMINIT error - <V1>**

Explanation

A problem occurred during allocation of the temporary browse data set.

- <V1> is the ISPF long message returned by the LMINIT service.

User response

Check for system messages detailing the problem. Try again, and if the problem recurs, see your system programmer or contact IBM support.

FPEB095 **Browse data set received LMOPEN error - <V1>**

Explanation

A problem occurred while opening the temporary browse data set.

- <V1> is the ISPF long message returned by the LMOPEN service.

User response

Check for system messages detailing the problem. Try again, and if the problem recurs, see your system programmer or contact IBM support.

FPEB096 **Default layout does not belong to this version of DB2 Performance Expert**

Explanation

A default layout from an earlier version was detected.

User response

Use one of the default layouts supplied with the current version.

FPEB097 **Layout generation has failed, so no sample report has been produced**

Explanation

An attempt to generate the layout in virtual storage has failed.

User response

Rerun the job. If the problem recurs, contact IBM support.

FPEB098 **User layout does not belong to the current product version**

Explanation

A user layout from an earlier version was detected.

User response

Create a new user default for the current product version.

FPEB099 **Some delay can be expected while the layout is generated**

Explanation

The layout is being generated in virtual storage.

User response

None.

Chapter 8. FPEC - Background Control messages

FPEC0002U SYSPRINT COULD NOT BE OPENED

Explanation

An error occurred when opening SYSPRINT.

User response

See your system programmer for assistance.

**FPEC0008U UNABLE TO INITIALIZE LOCATION
 QUEUE**

Explanation

An error occurred during initialization.

User response

Rerun the job. If the problem recurs, contact IBM support.

**FPEC0020I INTERNAL ERROR: UNABLE
 TO PRODUCE MESSAGE <V1>.
 INTERNAL ERROR CODE <V2>**

Explanation

An error occurred when writing an error message.

- <V1> is the number of the message.
- <V2> is the internal error code.

User response

Rerun the job. If the problem recurs, contact IBM support and quote the internal error code.

**FPEC0021S THE MESSAGE HANDLER WAS
 UNABLE TO WRITE A MESSAGE
 TO THE JOB SUMMARY VSAM
 FILE. VSAM RETURN CODE <V1>,
 REASON CODE <V2>**

Explanation

An error occurred when writing an error message.

- <V1> is the VSAM return code.
- <V2> is the reason code.

User response

See the VSAM documentation.

**FPEC0022S UNABLE TO WRITE HEADINGS TO
 FILE <V1>**

Explanation

An internal exception occurred within DB2 PM.

- <V1> is the name of the file.

User response

Rerun the job. If the problem recurs, contact IBM support.

**FPEC0023S UNABLE TO WRITE A MESSAGE TO
 FILE <V1>**

Explanation

An error occurred when writing a message to an output data set.

- <V1> is the name of the file.

User response

Check for system messages detailing the problem.

**FPEC0024S UNABLE TO WRITE A MESSAGE TO
 A <V1> REPORT**

Explanation

An error occurred when writing a message to a report.

- <V1> is the name of the report.

User response

Check for system messages detailing the problem.

**FPEC0600U MAIN STORAGE ALLOCATION
 FAILED DURING INITIAL SETUP
 OF ENVIRONMENT**

Explanation

A storage constraint was experienced during execution.

User response

Increase the region size and rerun the job.

**FPEC0610W CORRELATION TRANSLATION
 RECORD <V1>: OFFSET FIELD**

MUST BE NUMERIC IN THE RANGE OF 0 TO 11

Explanation

<V1> indicates the row number in the CORRDATA member of the DPMPARMS data set where the error occurred.

The values in the fields Name Offset and Number Offset indicate the location where the correlation name or the correlation number begins.

To ensure the correct specification of the parameters, you can use the Correlation Translation Data Set editor.

User response

Specify a numeric value in the range of 0 to 11 to indicate the location where the correlation name or the correlation number begins.

FPEC0611W CORRELATION TRANSLATION RECORD <V1>: LENGTH FIELD MUST BE NUMERIC IN THE RANGE OF 1 TO 8

Explanation

<V1> indicates the row number in the CORRDATA member of the DPMPARMS data set where the error occurred.

The values in the fields Name Length and Number Length indicate the length of the correlation name or the correlation number. The length of the correlation name or the correlation number must not exceed 8 bytes including the offset.

To ensure the correct specification of the parameters, you can use the Correlation Translation Data Set editor.

User response

Specify a numeric value in the range of 1 to 8 to indicate the length of the correlation name or the correlation number including the offset.

FPEC0612W CORRELATION TRANSLATION RECORD <V1>: LENGTH VALUE REQUIRED

Explanation

<V1> indicates the row number in the CORRDATA member of the DPMPARMS data set where the error occurred.

The value for the fields Name Length or Number Length is missing. The length of the correlation name or the correlation number must not exceed 8 bytes including the offset.

To ensure the correct specification of the parameters, you can use the Correlation Translation Data Set editor.

User response

Specify a numeric value in the range of 1 - 8 to indicate the length of the correlation name or the correlation number including the offset value.

FPEC0613W CORRELATION TRANSLATION RECORD <V1>: OFFSET VALUE REQUIRED

Explanation

<V1> indicates the row number in the CORRDATA member of the DPMPARMS data set where the error occurred.

The value for the fields Name Offset or Number Offset is missing.

To ensure the correct specification of the parameters, you can use the Correlation Translation Data Set editor.

User response

Specify a numeric value in the range of 1 - 11 to indicate the location where the correlation name or the correlation number begins.

FPEC0614W CORRELATION TRANSLATION RECORD <V1>: SUM OF OFFSET AND LENGTH CANNOT EXCEED 12 BYTES

Explanation

<V1> indicates the row number in the CORRDATA member of the DPMPARMS data set where the error occurred.

The length of the correlation name or the correlation number must not exceed 12 bytes including the offset value.

To ensure the correct specification of the parameters, you can use the Correlation Translation Data Set editor.

User response

Correct the input record. This error would never occur if the correlation translation data set editor had been used.

**FPEC0615W CORRELATION TRANSLATION
RECORD <V1>: CONNECTION
TYPE REQUIRED**

Explanation

The specification of the connection type is missing.

<V1> indicates the row number in the CORRDATA member of the DPMPARMS data set where the error occurred.

To ensure the correct specification of the parameters, you can use the Correlation Translation Data Set editor.

User response

In the Connection Identifier field, specify the 8-byte connection name that is used by DB2 to identify your environment, for example, CICS, TSO, or IMS.

**FPEC0901S SORT HAS ENCOUNTERED AN
ERROR DURING EXECUTION THAT
DID NOT ALLOW IT TO COMPLETE
SUCCESSFULLY**

Explanation

None.

User response

Check the SYSOUT file for SORT error messages. See the appropriate Sort documentation for further information. Correct the input and rerun the job.

**FPEC0902I SORT HAS ISSUED AT LEAST
ONE INFORMATIONAL MESSAGE
DURING PROCESSING. CHECK
SYOUT FOR DETAILS**

Explanation

Sort issued one or more informational or warning messages during processing because one or more single input records were incomplete or not valid. The affected records were discarded by the sort and processing continued. All other records were processed successfully.

User response

Look at the SYSOUT to see any messages issued by Sort.

One or two incomplete records in several thousand should not make a noticeable difference to any report produced. If too many records were discarded, input data could be incomplete.

**FPEC0903I INPUT DATA SET APPEARS TO BE
TERSED**

Explanation

The data read from the input data set shows characteristics of being compressed with TERSE.

User response

If you are sure that the data set specified in the INPUTDD statement is not compressed, ignore this message. Otherwise, uncompress the data set and try again.

**FPEC0904W STORAGE ALLOCATION FAILED.
NO SMF DECOMPRESSION
POSSIBLE.**

Explanation

The batch reporting utility identified a DB2 SMF trace record that is compressed. The allocation of storage to prepare the decompression fails because of insufficient storage.

User response

DB2 allows compression of SMF trace records, which are decompressed by the batch reporting utility. In this case a corrupted SMF record caused a failure in the storage allocation. If the problem persists, contact your DB2 administrator.

**FPEC0905W COMPRESSED RECORD HAS AN
INVALID LENGTH. NO SMF
DECOMPRESSION POSSIBLE.**

Explanation

An SMF record has a maximum length of 32 KB. The batch reporter identified a record that exceeds this length. The record is invalid.

User response

Contact your DB2 administrator.

FPEC0906W **CSRCESTRV QUERY FAILS WITH RC=<V1>. NO DECOMPRESSION POSSIBLE.**

Explanation

The batch reporting utility identified a DB2 SMF trace record that is compressed. For the decompression the z/OS compression utility CSRCESTRV is used. In this case the QUERY service failed.

User response

Check the IBM documentation that describes CSRCESTRV SERVICE=QUERY. The return code gives an explanation why the QUERY failed.

FPEC0908W **CSRCESTRV EXPAND FAILS WITH RC=<V1>. NO DECOMPRESSION POSSIBLE.**

Explanation

The batch reporting utility identified a DB2 SMF trace record that is compressed. For the decompression the z/OS compression utility CSRCESTRV is used. In this case the EXPAND service failed.

User response

Check the IBM documentation that describes CSRCESTRV SERVICE=EXPAND. The return code gives an explanation why the EXPAND failed.

FPEC0909I **NUMBER OF DECOMPRESSED SMF RECORDS: <V1>**

Explanation

The batch reporting utility provides the number of decompressed SMF records.

User response

None.

FPEC0910E **NO REPORTS HAVE BEEN PRODUCED DUE TO PREVIOUS ERRORS**

Explanation

None.

User response

Correct the input and rerun the job.

FPEC0999I **EXECUTION COMPLETE. RETURN CODE <V1>**

Explanation

Performance Expert execution completed.

- <V1> is the return code.

User response

For return codes other than 0, evaluate the preceding messages for possible problem reasons.

FPEC1002S **OPEN FAILED FOR RESERVED DDNAME <V1>**

Explanation

The specified ddname is reserved and cannot be used in its current context.

- <V1> is the ddname in error.

User response

Correct the JCL and rerun the job.

FPEC1003S **OPEN FAILED FOR DDNAME <V1>, DDNAME IN USE**

Explanation

A ddname is specified twice (or more) with conflicting purposes.

- <V1> is the ddname for which the error occurred.

User response

Correct the JCL and rerun the job.

FPEC1004E **REQUIRED DDNAME <V1> MISSING**

Explanation

A required ddname was not in the JCL for the job.

- <V1> is the missing ddname.

User response

Correct the input and rerun the job.

FPEC1005S **OPEN FAILED FOR DDNAME <V1>**

Explanation

An error occurred when opening a data set. The data set exists, but cannot be opened.

- <V1> is the ddname.

User response

Check for system messages detailing the problem.

FPEC1006E **UNABLE TO DYNAMICALLY
ALLOCATE DDNAME <V1>.
RETURN CODE <V2>, REASON
CODE <V3>**

Explanation

The listed ddname cannot be allocated dynamically.

- <V1> is the ddname to be allocated.
- <V2> is the return code from DYNALLOC.
- <V3> is the reason code returned from DYNALLOC.

User response

See *MVS Messages and Codes* (or the corresponding manual of the MVS version you have installed) for an explanation of the return code and reason code.

FPEC1007S **UNABLE TO READ FROM SYSIN
DATA SET**

Explanation

An error occurred while attempting to read from the SYSIN data set.

User response

Check for accompanying messages to correct the error.

FPEC1008S **UNABLE TO REALLOCATE SYSIN
FOR DB2 LOAD**

Explanation

An attempt was made to reallocate SYSIN DD. While the first step (free SYSIN) was successful, the second step (dynamically allocate SYSIN) returned an error.

User response

See your system programmer for assistance.

FPEC1009S **UNABLE TO ALLOCATE SYSPRINT
FOR DB2 LOAD**

Explanation

An error occurred when allocating SYSPRINT.

User response

See your system programmer for assistance.

FPEC1400E **ERROR LOADING LOCDATA
MEMBER DETAILS**

Explanation

An internal error occurred while loading the timezone details from the LOCDATA member of the DPMPARMS data set.

User response

Rerun the job. If the problem recurs, contact IBM support.

FPEC1401E **ERROR LOADING MAINPACK
MEMBER DETAILS**

Explanation

An internal error occurred while loading the mainpack details from the MAINPACK member of the DPMPARMS data set.

User response

Rerun the job. If the problem recurs, contact IBM support.

FPEC1700S **VSAM <V1> FUNCTION FAILED
ON DDNAME <V2>. VSAM RETURN
CODE <V3>, REASON CODE <V4>**

Explanation

A VSAM function failed.

- <V1> is the name of the VSAM function that failed.
- <V2> is the ddname for which the function failed.
- <V3> is the VSAM return code.
- <V4> is the VSAM reason code.

User response

See the appropriate VSAM documentation.

FPEC1990I **APPLICATION CANCELED DUE TO
ERRORS LISTED ABOVE**

Explanation

Errors occurred during processing.

User response

Examine other messages to determine the cause of the error.

FPEC1997I	SYNTAX CHECK OF COMMAND STREAM COMPLETE. ASSOCIATED PROCESSING HAS NOT BEEN SCHEDULED AS NO EXEC COMMAND HAD BEEN SPECIFIED
------------------	--

Explanation

The syntax of the command stream was checked, but no additional processing was performed, because there was no EXEC command.

User response

None.

FPEC1998I	SYNTAX CHECK OF COMMAND STREAM COMPLETE. ASSOCIATED PROCESSING HAS NOT BEEN SCHEDULED DUE TO ERRORS DETAILED ABOVE
------------------	---

Explanation

The syntax of the command stream was checked, but no additional processing was performed because of errors in system initialization.

User response

See the error messages listed.

FPEC1999I	SYSTEM INITIALIZATION COMPLETE. RETURN CODE <V1>
------------------	---

Explanation

System initialization is completed.

- <V1> is the return code from the system initialization component.

User response

If the return code is zero, no action is required. If the return code is not zero, check other messages to determine the cause of the error.

FPEC2001I	COMMAND INPUT FROM DDNAME <V1>
------------------	---

Explanation

The application is reading command input from the specified ddname.

- <V1> is the ddname.

User response

None.

FPEC2004E	<V1> VALUE INVALID, VALID RANGE IS <V2> TO <V3>
------------------	--

Explanation

The input value is outside the permissible range.

- <V1> is the input value.
- <V2> is the lower limit of the valid range.
- <V3> is the upper limit of the valid range.

User response

Correct the input and rerun the job.

FPEC2005E	<V1> IS AN UNRECOGNIZABLE REPORTING IDENTIFIER KEYWORD. INPUT IGNORED FROM <V1> TO NEXT COMMAND, SUBCOMMAND, OR OPTION KEYWORD
------------------	---

Explanation

An identifier keyword cannot be recognized. Input was ignored between the error and the next valid command, subcommand, or option.

- <V1> is the unrecognizable keyword.

User response

Correct the input and rerun the job.

FPEC2006E	INSTALLATION IS INCOMPLETE
------------------	-----------------------------------

Explanation

The licence FMID for OMEGAMON XE for DB2 PE or OMEGAMON XE for DB2 PM is not correctly installed.

User response

If errors occurred during installation, correct them and try to use the product again.

If OMEGAMON XE for DB2 PE or OMEGAMON XE for DB2 PM installed without errors, and you followed the recommended installation and customization procedures, and the problem persists, contact IBM support.

FPEC2009E	<V1> PARAMETER MUST BE ALPHANUMERIC
------------------	--

Explanation

The parameter can only contain the characters in the range A to Z, and 0 to 9.

- <V1> is the keyword in error.

User response

Correct the input and rerun the job.

FPEC2010E <V1> HAS ALREADY BEEN SPECIFIED

Explanation

A command was specified more than once in the same command stream.

- <V1> is the command that was specified more than once.

User response

Remove the occurrences of <V1> except for one.

FPEC2011E <V1> IS AN UNRECOGNIZABLE TOP PARAMETER KEYWORD. INPUT IGNORED FROM <V1> TO NEXT COMMAND, SUBCOMMAND, OR OPTION KEYWORD

Explanation

A TOP parameter keyword cannot be recognized. Input was ignored between the error and the next valid command, subcommand, or option.

- <V1> is the unrecognizable keyword.

User response

Correct the input and rerun the job.

FPEC2012E <V1> VALUE <V2> INVALID. VALID RANGE <V3> TO <V4>

Explanation

The supplied value of the OMEGAMON XE for DB2 PE identifier is not valid.

- <V1> is the OMEGAMON XE for DB2 PE identifier.
- <V2> is the value supplied.
- <V3> is the lower limit of the valid range.
- <V4> is the upper limit of the valid range.

User response

Correct the input and rerun the job.

FPEC2013E <V1> VALUE <V2> IS NOT NUMERIC

Explanation

The value supplied in the INCLUDE/EXCLUDE or GROUP/LIST specification for the OMEGAMON XE for DB2 PE identifier shown must be numeric.

- <V1> is the identifier.
- <V2> is the value supplied.

User response

Correct the INCLUDE/EXCLUDE or GROUP/LIST specification and rerun the job.

FPEC2014E <V1> PARAMETER <V2> IS AN INVALID DDNAME

Explanation

The parameter supplied is not a valid ddname.

- <V1> is the option.
- <V2> is the value supplied.

User response

Correct the input and rerun the job.

FPEC2101E RIGHT PARENTHESIS INSERTED TO COMPLETE <V1> COMMAND

Explanation

A closing parenthesis is missing from the end of a command.

- <V1> is the command with the missing parenthesis.

User response

Correct the input and rerun the job.

FPEC2102E GROUP/LIST NAME MUST BE ALPHANUMERIC

Explanation

The GROUP/LIST supplied contains characters other than A-Z or 0-9.

User response

Correct the specification and rerun the job.

FPEC2104E UNEXPECTED END OF FILE ENCOUNTERED IN <V1> COMMAND

Explanation

The end of the command data set was encountered before the end of the command stream. This error is most commonly caused by a missing closing parenthesis at the end of the command stream.

- <V1> is the command where end of file was encountered.

User response

Correct the input and rerun the job.

FPEC2105E	INVALID INPUT ENCOUNTERED IN <V1> COMMAND. INPUT IGNORED FROM <V2> TO NEXT COMMAND, SUBCOMMAND, OR OPTION KEYWORD
------------------	--

Explanation

A not valid command was encountered. The input between the error and the next valid command was ignored.

- <V1> is the command where the incorrect input was encountered.
- <V2> is the incorrect input.

User response

Correct the input and rerun the job.

FPEC2106E	<V1> IS AN UNRECOGNIZABLE COMMAND KEYWORD. INPUT IGNORED FROM <V1> TO NEXT COMMAND, SUBCOMMAND, OR OPTION KEYWORD
------------------	--

Explanation

An unrecognizable command was encountered. Input was ignored between the error and the next recognizable command.

- <V1> is the text of the unrecognizable command.

User response

Correct the input and rerun the job.

FPEC2107E	<V1> MUST PRECEDE ALL OTHER COMMANDS
------------------	---

Explanation

- <V1> is the CASE command, which must be specified before any other command.

User response

Specify the CASE command first.

FPEC2114W	DISTRIBUTE COMMAND KEYWORD IS NO LONGER SUPPORTED. INPUT IGNORED FROM DISTRIBUTE TO NEXT COMMAND, SUBCOMMAND, OR OPTION KEYWORD.
------------------	---

Explanation:

The DISTRIBUTE command is no longer used.

User response

None.

FPEC2115W	SPREADSHEETDD OPTION KEYWORD IS NO LONGER SUPPORTED. INPUT IGNORED FROM SPREADSHEETDD TO NEXT COMMAND, SUBCOMMAND, OR OPTION KEYWORD.
------------------	--

Explanation:

The SPREADSHEETDD FILE subcommand option keyword is no longer used for STATISTICS.

User response:

Use the Spreadsheet input data generator functionality instead.

FPEC2151E	RIGHT PARENTHESIS EXPECTED TO CLOSE <V1> SPECIFICATION. <V2> ENCOUNTERED
------------------	---

Explanation

A closing parenthesis is missing from the end of an INCLUDE/EXCLUDE or GROUP/LIST specification.

- <V1> is INCLUDE, EXCLUDE, GROUP, or LIST.
- <V2> is the string encountered where the right parenthesis was expected.

User response

Correct the specification.

FPEC2152E	<V1> INVALID FOR GROUP
------------------	-------------------------------------

Explanation

A GROUP specification cannot be made for the identifier shown.

- <V1> is the identifier supplied.

User response

Remove the GROUP specification.

FPEC2153E <V1> IS INVALID FOR AN
<V2> SPECIFICATION FOR
THIS COMMAND/FUNCTION
COMBINATION

Explanation

The identifier shown is not valid for an INCLUDE/EXCLUDE specification for the command and function associated.

- <V1> is the identifier supplied.
- <V2> is INCLUDE or EXCLUDE.

User response

Remove the specification.

FPEC2154E <V1> IS AN INVALID VALUE FOR
THREADTYPE

Explanation

The value supplied for THREADTYPE in an INCLUDE/EXCLUDE or GROUP/LIST specification is incorrect.

- <V1> is the incorrect value that was supplied.

User response

See the *Report Command Reference* for a list of valid values for THREADTYPE. Correct the specification and rerun the job.

FPEC2155E INCLUDE/EXCLUDE ALREADY
SPECIFIED FOR <V1>

Explanation

An INCLUDE or EXCLUDE specification has already been made for the identifier shown within the same command and function.

- <V1> is the identifier supplied.

User response

Remove the duplicate INCLUDE or EXCLUDE specification.

FPEC2156E <V1> IS AN INVALID VALUE FOR
REQUESTTYPE

Explanation

The value supplied for REQUESTTYPE in an INCLUDE/EXCLUDE or GROUP/LIST specification is not valid.

- <V1> is the incorrect value that was supplied.

User response

See the *Report Command Reference* for a list of valid values for REQUESTTYPE. Correct the specification and rerun the job.

FPEC2157E VALUE <V1> SUPPLIED FOR <V2>
IS TOO LONG

Explanation

The value supplied for the identifier shown in an INCLUDE/EXCLUDE or GROUP/LIST specification is too long.

- <V1> is the value the length of which is too long.
- <V2> is the identifier supplied.

User response

See the *Report Command Reference* for the maximum permitted length for a value of this identifier.

FPEC2158E GENERIC VALUES FOR <V1> ARE
NOT PERMITTED

Explanation

Generic values are not permitted for the identifier shown, because they have no meaning.

- <V1> is the identifier supplied.

User response

Remove the generic value.

FPEC2159E <V1> IS AN INVALID VALUE FOR
RESOURCETYPE

Explanation

The value supplied for RESOURCETYPE in an INCLUDE/EXCLUDE or GROUP/LIST specification is not valid.

- <V1> is the incorrect value that was supplied.

User response

See the *Report Command Reference* for a list of valid values for RESOURCETYPE. Correct the specification and rerun the job.

FPEC2160E <V1> IS AN INVALID VALUE FOR
TYPE

Explanation

An INCLUDE/EXCLUDE or GROUP/LIST specification was made with an unknown type.

- <V1> is the unknown type.

User response

See the *Report Command Reference* for a list of valid types. Correct the specification and rerun the job.

FPEC2163E THE USE OF > OR < IN <V1> VALUES IS INVALID

Explanation

The use of > or < for the indicated identifier is not valid.

- <V1> is the identifier that was supplied.

User response

Correct the specification and rerun the job.

FPEC2164E THE * IN A RANGE SPECIFICATION MUST BE THE LAST CHARACTER SPECIFIED

Explanation

A generic value has been supplied for a range in an INCLUDE/EXCLUDE or GROUP/LIST specification. This generic value specifies multiple ranges, not a single range.

User response

Ensure that any generic value supplied for either a range from or a range to only has an asterisk (*) as the last character in the 'range from' or 'range to' value. This ensures that the range specification only defines a single range.

FPEC2165E VALUE <V1> SUPPLIED FOR A HEX VALUE IS THE WRONG LENGTH OR CONTAINS CHARACTERS OTHER THAN 0-9 OR A-F

Explanation

An identifier, the values of which should be supplied in an INCLUDE/EXCLUDE or GROUP/LIST specification as hexadecimal, has been supplied a value that is either too long or has characters other than 0-9 or A-F.

- <V1> is the invalid hexadecimal value supplied.

User response

Correct the input and rerun the job.

FPEC2166E RANGE IS NOT PERMITTED FOR IDENTIFIER <V1>

Explanation

A range specification for the shown identifier is not possible. <V1> is the supplied include/exclude identifier.

User response

Change the range specification to an enumeration of values or use the asterisk to match multiple values.

FPEC2167E RANGE OPERATOR <V1> IS NOT VALID FOR IDENTIFIER <V2>

Explanation

The numeric range operators 'GT', 'GE', 'LT', and 'LE' are not valid for the specified OMEGAMON XE for DB2 PE identifier. <V1> is the specified include/exclude identifier.

User response

Change the specification. Use operator 'R' instead to specify a range of values.

FPEC2201E RIGHT PARENTHESIS INSERTED TO COMPLETE <V1> SUBCOMMAND

Explanation

A closing parenthesis was missing in a subcommand.

- <V1> is the subcommand where the parenthesis was missing.

User response

Correct the input.

FPEC2202E THE <V1> SUBCOMMAND HAS ALREADY BEEN SPECIFIED <V2> TIMES FOR THIS COMMAND, THE SPECIFICATION IS IGNORED

Explanation

There are more than the maximum number of occurrences of a subcommand.

- <V1> is the subcommand in error.
- <V2> is the maximum number of occurrences.

User response

Correct the input and rerun the job.

FPEC2203E <V1> SUBCOMMAND IS INVALID FOR <V2>. INPUT IGNORED

**FROM <V1> TO NEXT COMMAND,
SUBCOMMAND, OR OPTION
KEYWORD**

Explanation

The subcommand is not available with the command. For example, the REDUCE subcommand is not available with the RECTRACE command. Input was ignored between the error and the next valid command or subcommand.

- <V1> is the subcommand.
- <V2> is the command.

User response

Correct the input and rerun the job.

**FPEC2204E UNEXPECTED END OF FILE
ENCOUNTERED IN <V1>
SUBCOMMAND**

Explanation

The end of the input file was encountered before the end of the command stream. This error is most commonly caused by a missing closing parenthesis at the end of the command stream.

- <V1> is the subcommand where end of file was encountered.

User response

Correct the input and rerun the job.

**FPEC2205E INVALID INPUT ENCOUNTERED
IN <V1> SUBCOMMAND. INPUT
IGNORED FROM <V2> TO NEXT
COMMAND, SUBCOMMAND, OR
OPTION KEYWORD**

Explanation

A subcommand contains invalid input.

- <V1> is the subcommand that contains the error.
- <V2> is the invalid input.

User response

Correct the input and rerun the job.

**FPEC2206E <V1> IS AN UNRECOGNIZABLE
SUBCOMMAND KEYWORD. INPUT
IGNORED FROM <V1> TO NEXT
COMMAND, SUBCOMMAND, OR
OPTION KEYWORD**

Explanation

An unrecognizable keyword was encountered. Input was ignored between the error and the next valid command or subcommand.

- <V1> is the text of the unrecognizable subcommand keyword.

User response

Correct the input and rerun the job.

**FPEC2301I RIGHT PARENTHESIS INSERTED
TO COMPLETE <V1> OPTION**

Explanation

A closing parenthesis is missing.

- <V1> is the option where the parenthesis is missing.

User response

Correct the input.

**FPEC2302E <V1> OPTION ALREADY
SPECIFIED FOR THIS
SUBCOMMAND**

Explanation

A subcommand option occurred more than once.

- <V1> is the repeated option.

User response

Correct the input and rerun the job.

**FPEC2303E <V1> OPTION IS INVALID FOR
<V2> <V3>. INPUT IGNORED
FROM <V1> TO NEXT COMMAND,
SUBCOMMAND, OR OPTION
KEYWORD**

Explanation

You cannot use the subcommand option in its current context. For example, you cannot use ORDER subcommand option with the STATISTICS command and its REPORT subcommand.

- <V1> is the subcommand option.
- <V2> is the command.
- <V3> is the subcommand.

User response

Correct the input and rerun the job.

FPEC2304E UNEXPECTED END OF FILE ENCOUNTERED IN <V1> OPTION

Explanation

The end of the input file was encountered before the end of the command stream. This error is most commonly caused by a missing closing parenthesis at the end of the command stream.

- <V1> is the option where end of file was encountered.

User response

Correct the input and rerun the job.

FPEC2305E INVALID INPUT ENCOUNTERED IN <V1> OPTION. INPUT IGNORED FROM <V2> TO NEXT COMMAND, SUBCOMMAND, OR OPTION KEYWORD

Explanation

The syntax of an option is incorrect.

- <V1> is the name of the option.
- <V2> is the invalid input.

User response

Correct the input and rerun the job.

FPEC2306E <V1> IS AN UNRECOGNIZABLE OPTION KEYWORD. INPUT IGNORED FROM <V1> TO NEXT COMMAND, SUBCOMMAND, OR OPTION KEYWORD

Explanation

An unrecognizable option keyword was encountered. Input was ignored between the unrecognizable input and the next valid command, subcommand, or option.

- <V1> is the unrecognizable keyword.

User response

Correct the input and rerun the job.

FPEC2307E <V1> IS AN INVALID <V2> PARAMETER

Explanation

A keyword cannot be used in its current context. For example, DETAIL is not valid with RECTRACE(TRACE(LEVEL)).

- <V1> is the invalid keyword.
- <V2> is the option that contains the invalid keyword.

User response

Correct the input and rerun the job.

FPEC2308E <V1> MAXIMUM SPECIFICATION EXCEEDED, EXTRA PARAMETERS IGNORED

Explanation

There are more values for an option than allowed. For example, you can only specify three values for REPORT(ORDER). The first three values are accepted, and any subsequent values are ignored.

- <V1> is the option containing a not valid number of values.

User response

Correct the input and rerun the job.

FPEC2309E <V1> IS AN UNRECOGNIZABLE LEVEL KEYWORD. INPUT IGNORED FROM <V1> TO NEXT COMMAND, SUBCOMMAND, OR OPTION KEYWORD

Explanation

An unrecognizable keyword was encountered in the LEVEL option of a REPORT or TRACE subcommand. Input between the error and the next valid command, subcommand, or option was ignored.

- <V1> is the unrecognizable keyword.

User response

Correct the input and rerun the job.

FPEC2310E DUPLICATE INPUT ENCOUNTERED IN <V1> OPTION. INPUT IGNORED FROM <V2> TO NEXT COMMAND, SUBCOMMAND, OR OPTION KEYWORD

Explanation

A duplicate option was specified, which is not allowed. Input is ignored between the error and the next command, subcommand, or option. Note that AUTHID and PRIMAUTH are treated as the same option. So are PACKAGE and PROGRAM. If both options are specified, they are duplicate.

- <V1> is the name of the option.

- <V2> is the duplicate input.

User response

Correct the input and rerun the job.

**FPEC2311E INVALID DATE SPECIFIED IN <V1>
OPTION**

Explanation

The specified date is not valid. The date can be in the format *mm/dd/yy* where *mm* is an integer in the range 1 to 12, *dd* is an integer in the range 1 to 31 and valid for the month and year, and *yy* is an integer in the range 01 to 99. However, depending on the DATEFORMAT parameter, the date can also be specified in a different format.

- <V1> is the option that contains the invalid date.

User response

Correct the input and rerun the job.

**FPEC2312E INVALID TIME SPECIFIED IN <V1>
OPTION**

Explanation

The specified time is not valid. The time must be in the format *hh:mm:ss.th* where *hh* is an integer in the range 0 to 23, *mm* and *ss* are integers in the range 0 to 59, and *th* is an integer in the range 0 to 99. Trailing zeros can be omitted.

- <V1> is the option that contains the invalid time.

User response

Correct the input and rerun the job.

**FPEC2313E <V1> IS AN UNRECOGNIZABLE
TYPE KEYWORD. INPUT IGNORED
FROM <V1> TO NEXT COMMAND,
SUBCOMMAND, OR OPTION
KEYWORD**

Explanation

The keyword specified for TYPE cannot be recognized.

- <V1> is the unrecognized keyword.

User response

Correct the input and rerun the job.

**FPEC2314I REQUESTTYPE IS TRANSLATED
INTO THE APPROPRIATE TYPE**

Explanation

The OMEGAMON XE for DB2 PE identifier REQUESTTYPE is no longer used and is therefore replaced by its equivalent TYPE.

User response

You might want to change the keyword REQUESTTYPE to TYPE and the type to its equivalent, for example, CLAIM to CLAIMREQ.

**FPEC2315E INCLUDE/EXCLUDE(TYPE) ON
TRACE LEVELS OTHER THAN
DETAIL IS NOT VALID**

Explanation

The INCLUDE/EXCLUDE(TYPE) parameter in a command specification is not valid for a TRACE LEVEL other than DETAIL.

User response

Change the TRACE LEVEL to DETAIL or remove the INCLUDE/EXCLUDE(TYPE) parameter.

**FPEC2316I DUE TO THE EXCLUDE
SPECIFICATION ON TYPE
THE INCLUDE(REQUESTTYPE)
CANNOT BE TRANSLATED.
THE EXCLUDE(REQUESTTYPE) IS
IGNORED**

Explanation

Both EXCLUDE(TYPE) and INCLUDE(REQUESTTYPE) were specified in a LOCKING TRACE command. The EXCLUDE(TYPE) is executed and INCLUDE(REQUESTTYPE) is ignored.

User response

Correct the specification.

**FPEC2317I NOT ALL TYPES ARE APPLICABLE
TO THE <V1> SUBCOMMAND**

Explanation

The LOCKING command with subcommand <V1> and subcommand option INCLUDE or EXCLUDE is used, however, for the OMEGAMON XE for DB2 PE identifier TYPE (used with INCLUDE or EXCLUDE) an event type is specified that is not applicable with the <V1> subcommand.

- <V1> is the subcommand used with the LOCKING command.

User response

See the *Report Command Reference* for an explanation of OMEGAMON XE for DB2 PE identifiers and identifiers used with the INCLUDE or EXCLUDE subcommand option.

FPEC2318E	TYPE IS NOT VALID FOR INCLUDE OR EXCLUDE WITHIN A LOCKING REPORT
------------------	---

Explanation

INCLUDE/EXCLUDE(TYPE) was specified within a LOCKING REPORT command. This is not valid.

User response

Remove the INCLUDE/EXCLUDE specification for this command.

FPEC2319I	REQUESTTYPE IS NO LONGER SUPPORTED FOR INCLUDE OR EXCLUDE WITHIN A LOCKING REPORT. REQUESTTYPE OPTION FOR INCLUDE/EXCLUDE IS IGNORED
------------------	---

Explanation

INCLUDE/EXCLUDE(REQUESTTYPE) was specified within a LOCKING REPORT command. This is no longer supported. The specification is ignored.

User response

None. However, you may wish to remove the INCLUDE/EXCLUDE specification for this command.

FPEC2322I	INCLUDE/EXCLUDE(REQUESTTYPE) ON TRACE LEVELS OTHER THAN DETAIL IS IGNORED
------------------	--

Explanation

INCLUDE/EXCLUDE(REQUESTTYPE) was specified within a LOCKING TRACE command. This is no longer supported. The specification is ignored.

User response

None. However, you may wish to remove the INCLUDE/EXCLUDE specification for this command or change LEVEL to DETAIL.

FPEC2323I	<V1> IS AN AMBIGUOUS ABBREVIATION IN THIS CONTEXT. <V2> IS ASSUMED
------------------	---

Explanation

The abbreviated option or parameter <V1> is specified in SYSIN. However, <V1> is too short to be unambiguous and can match more than one possible option or parameter. <V2> is assumed for further processing.

User response

If the assumed option or parameter is not correct, specify a longer abbreviation or the full name.

FPEC2341E	DDNAME <V1> EXCEEDS 8 CHARACTERS
------------------	---

Explanation

The value specified for a ddname option contains more than eight characters.

- <V1> is the ddname.

User response

Correct the input and rerun the job.

FPEC2342E	LAYOUT <V1> EXCEEDS 8 CHARACTERS
------------------	---

Explanation

The value specified for the LAYOUT option contains more than eight characters.

- <V1> is the LAYOUT.

User response

Correct the input and rerun the job.

FPEC2343E	GROUP/LIST NAME <V1> EXCEEDS 8 CHARACTERS
------------------	--

Explanation

The value specified for the GROUP/LIST name contains more than eight characters.

- <V1> is the LAYOUT.

User response

Correct the input and rerun the job.

FPEC2361E	INVALID LEVEL PARMS FOR REQUESTED FUNCTION
------------------	---

Explanation

The value specified for LEVEL cannot be used in the current context. For example, RECTRACE(LEVEL(DETAIL)) is not valid.

User response

Correct the input and rerun the job.

**FPEC2371E INVALID TYPE PARMS FOR
REQUESTED FUNCTION**

Explanation

The value specified for TYPE cannot be used in the current context. For example, TRANSIT(REPORT(TYPE(AUTHFAIL))) is not valid.

User response

Correct the input and rerun the job.

**FPEC2401E INCLUDE/EXCLUDE FOR <V1>
INVALID. INPUT IGNORED FROM
<V1> TO NEXT COMMAND,
SUBCOMMAND, OR OPTION
KEYWORD**

Explanation

A keyword or value specified in INCLUDE/EXCLUDE cannot be used in the specified context. For example, you cannot use INCLUDE/EXCLUDE(IFCID) with the ACCOUNTING command. Input is ignored between the invalid keyword and the next valid command, subcommand, or option.

- <V1> is the keyword that cannot be used with INCLUDE/EXCLUDE.

User response

Correct the input and rerun the job.

**FPEC2402E LOCATION IS NOT PERMITTED
FOR GROUP. INPUT IGNORED
FROM LOCATION TO NEXT
COMMAND, SUBCOMMAND, OR
OPTION KEYWORD**

Explanation

You cannot use the LOCATION identifier with the GROUP command.

User response

Correct the input and rerun the job.

**FPEC2403E GROUP COMMANDS CANNOT
CONTAIN REFERENCES TO OTHER
GROUP DEFINITIONS. INPUT
IGNORED FROM G TO NEXT
COMMAND, SUBCOMMAND, OR
OPTION KEYWORD**

Explanation

A group cannot contain a group.

User response

Correct the input and rerun the job.

**FPEC2404E REQLOC IS NOT PERMITTED FOR
GROUP. INPUT IGNORED FROM
REQLOC TO NEXT COMMAND,
SUBCOMMAND, OR OPTION
KEYWORD**

Explanation

You cannot use the REQLOC identifier with the GROUP command.

User response

Correct the input and rerun the job.

**FPEC2405E <V1> SPECIFICATION HAS
NO ASSOCIATED VALUES.
SPECIFICATION REJECTED**

Explanation

No values were supplied for the GROUP or LIST specification.

- <V1> is GROUP or LIST.

User response

Correct the input and rerun the job.

FPEC2501E INVALID TIMEZONE PARAMETER

Explanation

The value specified for TIMEZONE is not valid. Specify the time adjustment in the form *+hh:mm* or *-hh:mm*, where *hh* is an integer in the range 0 to 23, and *mm* is an integer in the range 0 to 59. Trailing zeros can be omitted.

User response

Correct the input and rerun the job.

FPEC2502E INVALID PAGESIZE PARAMETER

Explanation

The value specified for PAGESIZE is not valid. Specify an integer in the range 50 to 999.

User response

Correct the input and rerun the job.

FPEC2503E <V1> OPTION ALREADY SPECIFIED FOR GLOBAL

Explanation

An option keyword was specified twice in the GLOBAL command.

- <V1> is the keyword that was specified twice.

Note that GLOBAL(DB2ID(XXXX)) is interpreted as GLOBAL(INCLUDE(DB2ID(XXXX))).

User response

Correct the input and rerun the job.

FPEC2504I RECHOLD OPTION IS OBSOLETE AND IS IGNORED

Explanation

None.

User response

None.

FPEC2505E <V1> IS AN INVALID DB2ID

Explanation

The value specified for DB2ID is not valid.

- <V1> is the invalid value.

User response

Correct the input and rerun the job.

FPEC2506E <V1> IS AN INVALID LOCATION

Explanation

The value specified for LOCATION is not valid.

- <V1> is the invalid value.

User response

Correct the input and rerun the job.

FPEC2508E NO TIMEZONE PARAMETERS AVAILABLE FOR <V1>

Explanation

A location has been specified with the TIMEZONE option that is not listed in the LOCDATA member of DPMPARMS.

- <V1> is the invalid location.

User response

Specify a valid location with TIMEZONE, or add the specified location to LOCDATA.

FPEC2509E <V1> IS AN UNRECOGNIZED PRESORTED KEYWORD. INPUT IGNORED FROM <V1> TO NEXT COMMAND KEYWORD

Explanation

An invalid parameter was supplied with PRESORTED option.

- <V1> is the invalid keyword.

User response

Specify a valid keyword with PRESORTED option.

FPEC2510I GLOBAL LOCATION/DB2ID OPTION NO LONGER SUPPORTED. MAKE AN APPROPRIATE GLOBAL INCLUDE SPECIFICATION. SPECIFICATION IGNORED

Explanation

The GLOBAL LOCATION and GLOBAL DB2ID options are not supported in this version.

User response

Correct the input.

FPEC2511E <V1> IS AN UNRECOGNIZED SPANINC KEYWORD. INPUT IGNORED FROM <V1> TO NEXT COMMAND KEYWORD

Explanation

An invalid keyword was supplied with the SPANINC subcommand. <V1> is the invalid keyword.

User response

Specify a valid keyword with SPANINC subcommand.

FPEC2513I **OPTION DSETSTAT IS NO LONGER SUPPORTED FOR STATISTICS <V1> SUBCOMMAND IN CONJUNCTION WITH OPTION INTERVAL(X), X > 0. OPTION DSETSTAT IS IGNORED.**

Explanation

Statistics interval processing with intervals > 0 can only be applied to IFCIDs 1, 2, 225 and 369 that are externalized by DB2 every minute. IFCID 199 externalization is controlled by system parameter STATIME and may range from 1 to 60 minutes. <V1> is the REPORT or SAVE command.

User response

Remove the DSETSTAT option from the subcommand.

FPEC2555E **LEVEL OPTION HAS BEEN SPECIFIED WITH LAYOUT, SORTBY, SUMMARIZEBY, OR WORKLOAD. POTENTIALLY AMBIGUOUS SPECIFICATION REJECTED**

Explanation

The old LEVEL option is internally translated into LAYOUT, SORTBY, SUMMARIZEBY, or WORKLOAD specifications as appropriate. If LEVEL is supplied with any of these options, the specification is rejected.

User response

Correct the specification and rerun the job.

FPEC2602E **RANGE TO VALUE IS GREATER THAN RANGE FROM VALUE**

Explanation

A range specified in INCLUDE or EXCLUDE is not valid.

User response

Correct the input and rerun the job.

FPEC2603E **GROUP/LIST BY <V1> INVALID. INPUT IGNORED FROM <V2> TO NEXT COMMAND, SUBCOMMAND, OR OPTION KEYWORD**

Explanation

The identifiers shown are not valid with GROUP or LIST.

- <V1> is the identifier.

- <V2> is the next identifier.

User response

Correct the input and rerun the job.

FPEC2604E **<V1> PREVIOUSLY SPECIFIED FOR INCLUDE/EXCLUDE. INPUT IGNORED FROM <V1> TO NEXT COMMAND, SUBCOMMAND, OR OPTION KEYWORD**

Explanation

The same identifier keyword was used more than once with INCLUDE or EXCLUDE. A keyword can be used once in either INCLUDE or EXCLUDE.

- <V1> is the identifier.

User response

Correct the input and rerun the job.

FPEC2701E **<V1> OPTION ALREADY SPECIFIED FOR <V2> COMMAND**

Explanation

An option keyword cannot be used in its current context. It has already been used with this command.

- <V1> is the duplicated option keyword.
- <V2> is the command that contains the duplicated keyword.

User response

Correct the input and rerun the job.

FPEC2702E **OPTION <V1> MISSING IN <V2> COMMAND**

Explanation

A required option has not been specified with this command.

- <V1> is the required option.
- <V2> is the command in which the option is missing.

User response

Correct the input and rerun the job.

FPEC2703E **<V1> OPTION INVALID FOR <V2> COMMAND**

Explanation

An option keyword cannot be used with this command. For example, RECTRACE(TRACE(TYPE)).

- <V1> is the invalid option keyword.
- <V2> is the command that contains the invalid keyword.

User response

Correct the input and rerun the job.

FPEC2704I	<V1> IS NOT AVAILABLE TO <V2>. INPUTDD IS ASSUMED
------------------	--

Explanation

A not valid ddname was specified on the EXEC option of the DUMP or TAPECOPY command. INPUTDD is the only valid ddname for the EXEC option. The command is processed using INPUTDD.

- <V1> is the invalid ddname.
- <V2> is DUMP or TAPECOPY.

User response

Specify INPUTDD on the EXEC option, or do not specify the EXEC option.

FPEC2750I	ORDER OPTION NO LONGER AVAILABLE FOR SQL ACTIVITY
------------------	--

Explanation

The SQLTRACE ORDER is no longer supported and has been ignored.

User response

Correct the input.

FPEC2851I	OBSOLETE TYPE FOUND, TYPE IGNORED
------------------	--

Explanation

COMMAND, SQL, and UNASSIGNED are obsolete types, but one of these was entered.

User response

Enter a valid type.

FPEC2860E	<V1> IS AN UNRECOGNIZABLE SORTBY PARAMETER. INPUT IGNORED FROM <V1> TO NEXT COMMAND KEYWORD
------------------	--

Explanation

An unrecognizable SORTBY parameter has been supplied.

- <V1> is the unrecognizable SORTBY parameter.

User response

Correct the input and rerun the job.

FPEC2861E	<V1> IS AN INVALID SORTBY PARAMETER FOR THIS COMMAND. INPUT IGNORED FROM <V1> TO NEXT COMMAND, SUBCOMMAND, OR OPTION KEYWORD
------------------	---

Explanation

The SORTBY parameter supplied is not valid for this command.

- <V1> is the unrecognizable SORTBY parameter.

User response

Correct the input and rerun the job.

FPEC2862E	<V1> IS AN UNRECOGNIZABLE SUMMARIZEBY PARAMETER. INPUT IGNORED FROM <V1> TO NEXT COMMAND KEYWORD
------------------	---

Explanation

An unrecognizable SUMMARIZEBY parameter has been supplied.

- <V1> is the unrecognizable SUMMARIZEBY parameter.

User response

Correct the input and rerun the job.

FPEC2864I	LAYOUT <V1> SUPPLIED IS LONGER THAN SIX CHARACTERS. OPTION IGNORED
------------------	---

Explanation

The LAYOUT parameter supplied is too long.

- <V1> is the LAYOUT parameter supplied.

User response

Correct the input.

FPEC2865E	<V1> IS AN UNRECOGNIZABLE WORKLOAD PARAMETER. INPUT
------------------	--

**IGNORED FROM <V1> TO NEXT
COMMAND KEYWORD**

Explanation

An unrecognizable WORKLOAD parameter has been supplied.

- <V1> is the unrecognizable WORKLOAD parameter.

User response

Correct the input and rerun the job.

**FPEC2866E NONE SPECIFICATION FOR
WORKLOAD CONFLICTS WITH
OTHER WORKLOAD PARAMETERS.
WORKLOAD SPECIFICATION
REJECTED**

Explanation

WORKLOAD (NONE) has been supplied with another WORKLOAD parameter. This ambiguous specification is rejected.

User response

Correct the WORKLOAD option and rerun the job.

**FPEC2867I LEVEL SPECIFICATION FOR
ACCOUNTING SUPERSEDED IN
THIS RELEASE BY THE LAYOUT,
EXCEPTION/NOEXCEPTION, AND
MERGE/NOMERGE OPTIONS**

Explanation

The LEVEL option of the ACCOUNTING command has been replaced by the other options shown.

User response

Correct the input as required.

**FPEC2868I LEVEL SPECIFICATION FOR
STATISTICS SUPERSEDED IN
THIS RELEASE BY THE LAYOUT
AND EXCEPTION/NOEXCEPTION
OPTIONS**

Explanation

The LEVEL option of the STATISTICS command has been replaced by the other options shown.

User response

Correct the input as required.

**FPEC2869I LEVEL SPECIFICATION FOR
SQLACTIVITY SUPERSEDED IN
THIS RELEASE BY THE
SUMMARIZEBY AND WORKLOAD
OPTIONS**

Explanation

The LEVEL option of the SQLACTIVITY command has been replaced by the other options shown.

User response

Correct the input as required.

**FPEC2870I SUMMARIZEBY(OCCURRENCE)
IN REPORT WOULD
PROVIDE EXCESSIVE DETAIL.
SPECIFICATION IGNORED**

Explanation

The use of SUMMARIZEBY by OCCURRENCE in REPORT is considered excessive.

User response

Correct the input and rerun the job.

**FPEC2871E SCOPE PARAMETER <V1>
SUPPLIED IS INVALID.
SPECIFICATION REJECTED**

Explanation

An invalid parameter was passed for the SCOPE option.

- <V1> is the invalid parameter.

Valid options are MEMBER or GROUP.

User response

Correct the input and rerun the job. For further information, see the *Report Command Reference*.

**FPEC2872E SORT FIELD <V1> IS INVALID
BECAUSE A SORT FIELD
IDENTIFIER HAS ALREADY BEEN
SPECIFIED**

Explanation

A sort field has already been specified with the SORTBY option of the ORDER parameter. Only one sort field is allowed. <V1> is the redundant sort field.

User response

Remove redundant sort field specifications from the BPACTIVITY command.

FPEC2873E IDENTIFIER <V1> IS NOT ALLOWED. A SORT FIELD IDENTIFIER HAS ALREADY BEEN SPECIFIED. THE SORT FIELD HAS TO BE THE LAST PARAMETER IN THE SORTBY OPTION.

Explanation

The specified identifier is not valid because a sort field has already been specified. The sort field is always the last value specified with the SORTBY option.

User response

Correct the SORTBY option of the BPACTIVITY command so that the order identifiers are listed first and the sort field is the last value.

FPEC2874E SORTBY IDENTIFIER <V1> EXCEEDS MAXIMUM COUNT OF IDENTIFIERS. COUNT OF IDENTIFIERS IN SORTBY OPTION MUST BE LESS THAN THE COUNT OF IDENTIFIERS IN ORDER OPTION.

Explanation

You cannot specify more SORTBY identifiers than the number of identifiers specified for the ORDER option.

User response

Correct the SORTBY option so that it contains fewer identifiers than the ORDER option.

FPEC2875E SORTBY IDENTIFIER <V1> DOES NOT MATCH IDENTIFIER <V2> AT THE MATCHING POSITION OF THE ORDER OPTION.

Explanation

Specified SORTBY identifiers must match the specified identifiers for the ORDER option. <V1> is the specified SORTBY identifier, <V2> is the specified ORDER identifier at the same position.

User response

Correct the identifiers for the SORTBY option to match the identifiers for the ORDER option.

FPEC2876E SORT FIELD IDENTIFIER <V1> IS NOT ALLOWED FOR LEVEL (<V2>).

Explanation

Sort fields cannot be specified for all levels of reporting. The specified identifier is not valid for this report level. <V1> is the sort field specified with the SORTBY option, <V2> is the report level specified with the LEVEL option.

User response

Correct the SORTBY option and use a supported sort field for the selected LEVEL.

FPEC2877E ORDER PARAMETER MUST BE BPID-QPAGESET FOR LEVEL(SUMMARY)

Explanation

For summary reports only ORDER parameter BPID-PAGESET is allowed.

User response

Correct the ORDER parameter.

FPEC2878E NO SORT FIELD PARAMETER SPECIFIED WITH THE SORTBY OPTION. THE LAST PARAMETER IN THE SORTBY OPTION MUST BE A SORT FIELD.

Explanation

No sort field was specified with the SORTBY option.

User response

Correct the SORTBY option.

FPEC2879E The REPORT subcommand must be used with the LEVEL(SUMMARY) option if FILE LEVEL(SUMMARY) is also specified

Explanation

FILE LEVEL(SUMMARY) results in detailed data being removed from the input stream. Detail data is required by the REPORT subcommand if LEVEL(DETAIL) is specified or if the LEVEL option is not specified, because DETAIL is the default value. Therefore these combinations are not supported.

User response

Correct the input and rerun the job.

FPEC2902E	INVALID DELIMITER FOUND IN FIELD COMMAND
------------------	---

Explanation

The delimiter used in the FIELD command is not valid.

User response

Correct the input and rerun the job.

FPEC2908E	END OF FILE ENCOUNTERED READING SQL STATEMENT. ENSURE THAT STATEMENT IS TERMINATED BY ";"
------------------	--

Explanation

An SQL statement was not terminated with a semicolon (;).

User response

Correct the input and rerun the job.

FPEC2909E	SQL STATEMENT SUPPLIED EXCEEDS 32700 BYTES. STATEMENT TRUNCATED
------------------	--

Explanation

SQL statements that exceed 32700 bytes are truncated. Truncated SQL statements most likely cause processing errors.

User response

Use an SQL statement that does not exceed 32700 bytes and rerun the job.

FPEC2910E	INVALID INPUT <V1> IN EXPLAIN <V2> COMMAND
------------------	---

Explanation

The value supplied in the EXPLAIN command is not valid.

- <V1> is the invalid input.
- <V2> is one of the EXPLAIN keywords:
 - PLAN
 - PACKAGE
 - QMFQUERY
 - QUERYNO

– SQLSTATEMENT.

User response

Correct the input.

FPEC2911E	UNEXPECTED END OF FILE ENCOUNTERED IN EXPLAIN COMMAND
------------------	--

Explanation

The specified EXPLAIN command is not complete.

User response

Complete the EXPLAIN command specification. See the *Report Command Reference* for EXPLAIN syntax diagrams.

FPEC2912E	UNEXPECTED KEYWORD FOLLOWS EXPLAIN. PLAN, PACKAGE, QMFQUERY, QUERYNO, OR SQLSTATEMENT EXPECTED
------------------	---

Explanation

The supplied EXPLAIN keyword is not valid.

User response

Correct the input. Valid keywords are:

- PLAN
- PACKAGE
- QMFQUERY
- QUERYNO
- SQLSTATEMENT.

FPEC2913E	PLAN NAME EXPECTED BUT <V1> ENCOUNTERED
------------------	--

Explanation

An invalid plan name was supplied.

- <V1> is the invalid plan name.

User response

Enter a valid plan name.

FPEC2914E	PLANNAME PARAMETER <V1> SUPPLIED IS TOO LONG
------------------	---

Explanation

<V1> is the invalid plan name parameter.

The length of this value must not exceed 8 characters.

User response

Specify a value with a maximum length of 8 characters.

**FPEC2915E PACKAGE EXPECTED BUT <V1>
ENCOUNTERED**

Explanation

An invalid package was supplied.

- <V1> is the invalid package.

User response

Enter a valid package.

**FPEC2916E QUERY NUMBER EXPECTED BUT
<V1> ENCOUNTERED**

Explanation

A not valid query number was supplied.

- <V1> is the invalid query number.

User response

Enter a valid query number.

**FPEC2917E SQL STATEMENT EXPECTED BUT
<V1> ENCOUNTERED**

Explanation

A not valid SQL statement was supplied.

- <V1> is the invalid string supplied.

User response

Enter a valid SQL statement.

**FPEC2918E EXPLAIN <V1> OPTION <V2>
ALREADY SPECIFIED**

Explanation

- <V1> is the EXPLAIN keyword.
- <V2> is the option.

In the list of options, <V2> is detected two or more times, however, this option can be specified only once.

User response

Remove all specifications of option <V2> except for one.

**FPEC2919E OPTION <V1> NOT VALID FOR
EXPLAIN <V2>**

Explanation

A not valid option was supplied with the EXPLAIN keyword.

- <V1> is the invalid option.
- <V2> is the EXPLAIN keyword.

User response

Correct the input.

**FPEC2920E BOTH COLLECTION AND PACKAGE
ID MUST BE SUPPLIED FOR AN
EXPLAIN PACKAGE REQUEST**

Explanation

None.

User response

Specify a collection ID and a package ID for the EXPLAIN PACKAGE specification.

**FPEC2921E ONE OR MORE OF THE
COMPONENTS OF THE PACKAGE
SPECIFICATION EXCEED THE
PERMITTED MAXIMUM**

Explanation

For the parameters Location, Collection.and Package_ID, the maximum length is 18 characters. For the parameter Package_Version_ID, the maximum length is 39 characters.

User response

Specify values within the limit for the maximum length.

**FPEC2922E QUERY NUMBER <V1> SUPPLIED
IS TOO BIG**

Explanation

The query number supplied is longer than 10 characters. Such a number cannot identify a PLAN_TABLE row.

- <V1> is the query number supplied.

User response

Correct the input and rerun the job.

**FPEC2940E ACCTYPE PARAMETER <V1>
SUPPLIED IS INVALID. VALID
ACCTYPE VALUES ARE: ALL,**

**MATCHING, NONMATCH, OR
TABSCAN**

Explanation

None.

- <V1> is the invalid ACCTYPE parameter supplied.

User response

Enter a valid ACCTYPE parameter.

FPEC2941E	THE SPECIFIED VALUE <V1> FOR THE DBRM PARAMETER IS TOO LONG.
------------------	---

Explanation

<V1> is the invalid value for the DBRM parameter. This value must not exceed 8 characters.

User response

Specify a value with a maximum length of 8 characters.

FPEC2942E	THE SPECIFIED VALUE <V1> FOR THE DBRM PARAMETER IS INVALID.
------------------	--

Explanation

<V1> is the invalid value for the DBRM parameter. This value must be alphabetic.

User response

Specify an alphabetic value for the DBRM parameter.

FPEC2943E	FORCE PARAMETER <V1> SUPPLIED IS INVALID. VALID FORCE VALUES ARE: YES OR NO
------------------	--

Explanation

None.

- <V1> is the invalid FORCE parameter.

User response

Enter YES or NO.

FPEC2944E	FIRST PARAMETER <V1> SUPPLIED IS INVALID. FIRST PARAMETER MUST BE NUMERIC IN THE RANGE 0 - 9999999
------------------	---

Explanation

None.

- <V1> is the invalid FIRST parameter.

User response

Enter a value in the range 0 to 9 999 999.

FPEC2945E	FORMAT PARAMETER <V1> SUPPLIED IS INVALID. VALID FORMAT VALUES ARE: YES OR NO
------------------	--

Explanation

<V1> is the invalid FORMAT parameter.

User response

Enter YES or NO.

FPEC2946E	GEN PARAMETER <V1> SUPPLIED IS INVALID. GEN MUST BE NUMERIC IN THE RANGE 1 - 99
------------------	--

Explanation

<V1> is the invalid GEN parameter.

User response

Enter a value in the range 1 to 99.

FPEC2947E	HOSTVAR PARAMETER <V1> SUPPLIED IS INVALID. VALID HOSTVAR VALUES ARE: YES OR NO
------------------	--

Explanation

<V1> is the invalid HOSTVAR parameter.

User response

Enter YES or NO.

FPEC2948E	SSID PARAMETER <V1> SUPPLIED IS TOO LONG
------------------	---

Explanation

<V1> is the invalid value for the SSID parameter. This value must not exceed 4 characters.

User response

Specify a value with a maximum length of 4 characters.

**FPEC2949E INDEXES PARAMETER <V1>
SUPPLIED IS INVALID. VALID
INDEXES VALUES ARE: ALL, YES,
OR NO**

Explanation

None.

- <V1> is the invalid INDEXES parameter.

User response

Enter ALL, YES, or NO.

**FPEC2950E LAST PARAMETER <V1> SUPPLIED
IS INVALID. LAST PARAMETER
MUST BE NUMERIC IN THE RANGE
0 - 9999999**

Explanation

None.

- <V1> is the invalid LAST parameter.

User response

Enter a value in the range 0 to 9 999 999.

**FPEC2951E LOCATION PARAMETER <V1>
SUPPLIED IS INVALID. LOCATION
VALUE MUST BE ALPHABETIC**

Explanation

None.

- <V1> is the invalid LOCATION parameter.

User response

Correct the input.

**FPEC2952E LOCATION PARAMETER <V1>
SUPPLIED IS TOO LONG**

Explanation

<V1> is the invalid value for the LOCATION parameter. This value must not exceed 16 characters.

User response

Specify a value with a maximum length of 16 characters.

**FPEC2953E LEVEL PARAMETER <V1>
SUPPLIED IS INVALID. VALID
LEVEL VALUES ARE: DETAIL,**

**BASIC, INDEXES, KEYDIST, SQL,
SUMMARY, OR NORAWXPL**

Explanation

None.

- <V1> is the invalid LEVEL parameter.

User response

Enter one of the valid LEVEL parameters listed in the message.

**FPEC2954E PACKAGES PARAMETER <V1>
SUPPLIED IS INVALID. VALID
PACKAGES ARE: ALL, YES, OR NO**

Explanation

None.

- <V1> is the invalid PACKAGES parameter.

User response

Enter ALL, YES, or NO.

**FPEC2955E SQLID PARAMETER <V1>
SUPPLIED IS INVALID. SQLID
VALUE MUST BE ALPHABETIC**

Explanation

None.

- <V1> is the invalid SQLID parameter.

User response

Correct the input.

**FPEC2956E SQLID PARAMETER <V1>
SUPPLIED IS TOO LONG**

Explanation

<V1> is the invalid value for the SQLID parameter. This value must not exceed 8 characters.

User response

Specify a value with a maximum length of 8 characters.

**FPEC2957E PLANNAME PARAMETER <V1>
SUPPLIED IS INVALID.
PLANNAME VALUE MUST BE
ALPHABETIC**

Explanation

None.

- <V1> is the invalid PLANNAME parameter.

User response

Correct the input.

**FPEC2958E PLANNAME PARAMETER <V1>
SUPPLIED IS TOO LONG**

Explanation

None.

- <V1> is the invalid PLANNAME parameter.

User response

Correct the input.

**FPEC2959E AUTHID PARAMETER <V1>
SUPPLIED IS TOO LONG**

Explanation

None.

- <V1> is the invalid AUTHID parameter.

User response

Correct the input.

**FPEC2960E TABLE PARAMETER <V1>
SUPPLIED IS TOO LONG**

Explanation

None.

- <V1> is the invalid TABLE parameter.

User response

Correct the input.

**FPEC2961E OWNER PARAMETER <V1>
SUPPLIED IS INVALID. OWNER
VALUE MUST BE ALPHABETIC**

Explanation

A not valid OWNER parameter was specified.

- <V1> is the OWNER parameter supplied.

User response

Correct the input and rerun the job.

**FPEC2962E OWNER PARAMETER <V1>
SUPPLIED IS TOO LONG**

Explanation

None.

- <V1> is the OWNER parameter supplied.

User response

Correct the input and rerun the job.

**FPEC2963E PACKLIMIT PARAMETER <V1>
SUPPLIED IS INVALID.
PACKLIMIT VALUE MUST BE
NUMERIC IN THE RANGE 0 TO
99999**

Explanation

An invalid PACKLIMIT parameter was specified.

- <V1> is the PACKLIMIT parameter supplied.

User response

Specify a value from 0 through 99 999 for the PACKLIMIT parameter.

**FPEC2964E DEGREE PARAMETER <V1>
SUPPLIED IS INVALID. VALID
DEGREE VALUES ARE: ANY, DSJ,
ESJ, OR 1**

Explanation

A not valid DEGREE parameter was supplied.

- <V1> is the DEGREE parameter supplied.

User response

Correct the input by supplying one of the listed values and rerun the job.

**FPEC2965E INDATABASE PARAMETER <V1>
SUPPLIED IS INVALID.
INDATABASE VALUE MUST BE
ALPHABETIC**

Explanation

A not valid INDATABASE parameter was supplied.

- <V1> is the invalid INDATABASE parameter supplied.

User response

Correct the input and rerun the job.

**FPEC2966E INDATABASE PARAMETER <V1>
SUPPLIED IS TOO LONG**

Explanation

The INDATABASE parameter supplied exceeds the maximum allowable length of 18 characters.

- <V1> is the invalid INDATABASE parameter supplied.

User response

Correct the input and rerun the job.

**FPEC2967E KEYDICTIONARY PARAMETER
<V1> SUPPLIED IS INVALID.
VALID KEYDICTIONARY VALUES
ARE: YES OR NO**

Explanation

None.

- <V1> is the invalid KEYDICTIONARY parameter supplied.

User response

Enter YES or NO, respectively Y or N.

**FPEC2968E REPLACE PARAMETER <V1>
SUPPLIED IS INVALID. VALID
REPLACE VALUES ARE: YES OR NO**

Explanation

None.

- <V1> is the invalid REPLACE parameter supplied.

User response

Enter YES or NO, respectively Y or N.

**FPEC2969E DATABASE PARAMETER <V1>
SUPPLIED IS TOO LONG**

Explanation

The DATABASE parameter supplied exceeds the maximum allowable length of 18 characters.

- <V1> is the invalid DATABASE parameter supplied.

User response

Correct the input and rerun the job.

**FPEC2990I PARM SPECIFICATION OBSOLETE
IN THIS RELEASE.
SPECIFICATION IGNORED**

Explanation

The PARM command is no longer used.

User response

None.

**FPEC3001E ERROR INITIALIZING
CORRELATION PROCESSING**

Explanation

An error was found in the correlation translation data set.

User response

Correct the input and rerun the job.

**FPEC3011E <V1> <V2> FROM DATE/TIME IS
EQUAL TO OR LATER THAN TO
DATE/TIME**

Explanation

The specified FROM date and time is equal to or later than the TO date and time.

- <V1> is the command that contains the error.
- <V2> is the subcommand that contains the error.

User response

Correct the input and rerun the job.

**FPEC3012E REQUESTED FUNCTIONAL
SPECIFICATION FOR <V1> IS
IMPROPER**

Explanation

The combination of commands would not give a result. There are probably commands missing from the input, or an improper subcommand combination has been specified.

- <V1> is the command containing the combination.

User response

Correct the input and rerun the job.

**FPEC3014E SAVE REQUESTED FOR <V1> HAS
BEEN CANCELED BECAUSE NO
REDUCE WAS REQUESTED**

Explanation

A SAVE subcommand was not processed because there was no new data to save. This message is

printed if there are only RESTORE, REPORT, and SAVE subcommands in the command stream.

- <V1> is the command that contains the SAVE subcommand.

User response

Correct the input and rerun the job.

FPEC3017E	DATA FROM RESTORE DDNAME <V1> IS FOR <V3>. <V2> DATA IS EXPECTED
------------------	---

Explanation

The data in the restore data set is not from the report set being processed. For example, the command being processed is ACCOUNTING(RESTORE), and the restore data set contains statistics data.

- <V1> is the ddname for the restore data.
- <V2> is the name of the report set being processed.
- <V3> is the report set to which the data belongs.

User response

Correct the input and rerun the job.

FPEC3018E	<V1> DATA HAS WRONG PRODUCT VERSION. MIGRATION REQUIRED BEFORE USE
------------------	---

Explanation

The data in the restore data set is not compatible with this release. Data from earlier versions must be migrated before being restored.

- <V1> is the ddname for the restore data.

User response

Use the save-file utility MIGRATE function to change the data to the correct format.

FPEC3019I	<V1> RESTORE DATA BOUNDARY DIFFERENT TO REDUCE. <V2> REDUCE BOUNDARY SET TO <V3>
------------------	---

Explanation

The boundary used to reduce the data in the restore data set was different to the REDUCE(BOUNDARY) specification in the job stream. When combining restored data and newly reduced data, the boundary of restored data must be the same as newly reduced data. The REDUCE(BOUNDARY) is adjusted to match the boundary of the restored data, and processing continues.

- <V1> is the ddname for the restore data.
- <V2> is the report set containing the incorrect setting for BOUNDARY.
- <V3> is the adjusted value for REDUCE(BOUNDARY).

User response

Correct the input if required.

FPEC3020I	<V1> RESTORE DATA INTERVAL DIFFERENT TO REDUCE. <V2> REDUCE INTERVAL SET TO <V3>
------------------	---

Explanation

The interval used to reduce the data in the restore data set was different to the REDUCE(INTERVAL) specification in the job stream. When combining restored data and newly reduced data, the interval of restored data must be the same as newly reduced data. The REDUCE(INTERVAL) is adjusted to match the boundary of the restored data, and processing continues.

- <V1> is the ddname for the restore data.
- <V2> is the report set containing the incorrect setting for INTERVAL.
- <V3> is the adjusted value for REDUCE(INTERVAL).

User response

Correct the input if required.

FPEC3021E	<V1> <V2> TO TIME CANNOT BE 00:00:00.00
------------------	--

Explanation

00:00:00.00 is a not valid TO time.

- <V1> is the command that contains the invalid time.
- <V2> is the subcommand that contains the invalid time.

User response

Correct the input and rerun the job.

FPEC3022E	DATA FROM DDNAME <V1> IS NOT RECOGNIZED
------------------	--

Explanation

The data in the restore data set is unrecognizable.

- <V1> is the ddname for the restore data.

User response

Supply the correct file or an empty file for the specified ddname, and rerun the job.

FPEC3026I <V1> REPORT COMMAND
REQUIRES MERGE DATA. MERGE
OPTION SET ON FOR REDUCE

Explanation

REDUCE(MERGE) was automatically set on.

- <V1> is the report set command.

User response

None.

FPEC3027I <V1> SAVE REQUESTED AND
RESTORE FILE CONTAINS MERGE
DATA. MERGE OPTION SET ON
FOR REDUCE

Explanation

The Save data set contains merged data. The MERGE option was automatically set on for REDUCE to maintain a complete set of merged data in the Save data set.

- <V1> is the report set command.

User response

None.

FPEC3028E <V1> RESTORE FILE DOES NOT
CONTAIN MERGE DATA REQUIRED
FOR REPORT COMMAND

Explanation

The report cannot be generated from the restored file.

- <V1> is the report set command.

User response

Specify MERGE in the REDUCE subcommand and reduce the data again.

FPEC3029I SYSPRMDD REPLACEMENT
SPECIFIED IN GLOBAL BUT NO DD
STATEMENT FOR <V1> SUPPLIED

Explanation

The GLOBAL SYSPRMDD option has been supplied to override the System Parameters report ddname, but

the ddname supplied has not been specified in the JCL.

- <V1> is the overriding ddname supplied.

User response

Correct the JCL as required.

FPEC3030E SYSPRMDD OPTION IN GLOBAL
COMMAND IS INVALID WHEN
SYSPARMS COMMAND IS USED

Explanation

When the new SYSPARMS command is used to request a system parameters trace or execute a file operation, the GLOBAL option SYSPRMDD is no longer allowed to redefine the ddname for the system parameters trace.

User response

Remove the SYSPRMDD option from the GLOBAL command if you use the SYSPARMS command. To request a system parameters trace, use the SYSPARMS TRACE command with the appropriate ddname.

FPEC3031E SYSTEM PARAMETERS DDNAME
<V1> IS INVALID WHEN
SYSPARMS COMMAND IS USED

Explanation

In the past, the system parameters ddname statement (or its equivalent specified via GLOBAL SYSPRMDD(newdd)) was used to request a system parameters trace in batch reports. Now you can achieve the same by using the new SYSPARMS command with its TRACE option. If you use this new command, you can no longer use the old system parameters ddname statement in the same JCL step. You must decide for either the SYSPARMS command or the system parameters ddname statement.

- <V1> is the system parameters ddname you have specified in your JCL.

User response

Remove the SYSPRMDD line and, if specified, the GLOBAL option SYSPRMDD from your JCL and use the SYSPARMS TRACE command instead.

FPEC3032I <V1> SHOULD NO LONGER BE
USED. USE THE SYSPARMS TRACE
COMMAND INSTEAD

Explanation

This message is displayed when your JCL contains a system parameters ddname statement (or an equivalent command renamed by the GLOBAL option SYSPRMDD) to start a system parameters trace. Use the SYSPARMS with the trace TRACE option.

- <V1> is the system parameters ddname you have specified in your JCL.

User response

None, but you should remove the SYSPRMDD line and, if specified, the GLOBAL option SYSPRMDD from your JCL and use the SYSPARMS TRACE command instead.

FPEC3033W DISTDD OPTION IN GLOBAL COMMAND IS NO LONGER SUPPORTED. OPTION WILL BE IGNORED DURING GLOBAL COMMAND PROCESSING.

Explanation:

The option DISTDD is no longer used in the GLOBAL command.

User response:

None.

FPEC3034E USAGE OF SYTRCDD1 NOT ALLOWED IN SYSPRMDD GLOBAL OPTION

Explanation

SYTRCDD1 is a reserved name for the SYSPARMS command. It cannot be used in the SYSPRMDD GLOBAL option.

User response

Correct your input JCL. Either use another ddname in GLOBAL SYSPRMDD or use the SYSPARMS command (preferably).

FPEC3151E <V1> REFERENCE <V2> FOR <V3> CANNOT BE FOUND

Explanation

The GROUP or LIST reference indicated for the identifier shown has not been supplied.

- <V1> is GROUP or LIST.
- <V2> is the GROUP or LIST name.
- <V3> is the identifier.

User response

Correct the input and rerun the job.

FPEC3152E NESTING LEVEL OF GROUPS/ LISTS WITHIN AN INCLUDE/ EXCLUDE HAS EXCEEDED <V1>

Explanation

There are too many GROUP or LIST specifications within an INCLUDE or EXCLUDE specification.

User response

Correct the specification and rerun the job.

FPEC3153E CIRCULAR REFERENCE OR MULTIPLE REFERENCE TO <V1> <V2> <V3> WITHIN INCLUDE/ EXCLUDE SPECIFICATION FOR <V4> <V5> NUMBER <V6>

Explanation

A GROUP or a LIST definition contains a reference to itself.

- <V1> is the identifier.
- <V2> is GROUP or LIST.
- <V3> is the GROUP or LIST name.
- <V4> is the report set command where the circular reference was detected.
- <V5> is the function where the circular reference was detected.
- <V6> is the number, for example 2, of the 2nd such function in the report set command specified.

User response

Correct the input and rerun the job.

FPEC3154E FIELD REFERENCE <V1> CANNOT BE FOUND

Explanation

The field reference indicated cannot be found.

- <V1> is the field reference.

User response

Correct the input and rerun the job.

FPEC3155E CIRCULAR REFERENCE OR MULTIPLE REFERENCE TO <V1> <V2> <V3> WITHIN GLOBAL INCLUDE/EXCLUDE SPECIFICATION

Explanation

A GROUP or LIST reference within a GLOBAL INCLUDE/EXCLUDE specification contains a reference to itself.

- <V1> is the identifier.
- <V2> is GROUP or LIST.
- <V3> is the GROUP or LIST name.

User response

Correct the input and rerun the job.

**FPEC4000E RECORD PROCESSING PHASE
HAS BEEN UNSUCCESSFUL**

Explanation

The record processing phase did not complete its function successfully.

User response

Check for messages detailing the problem.

**FPEC4001E RECORD PROCESSING
INITIALIZATION FAILED FOR
<V1>**

Explanation

The initialization of record processing failed for the specified report set.

- <V1> is the name of the report set.

User response

Check for messages detailing the problem.

**FPEC4002E <V1> FAILED DURING THE
RECORD PROCESSING PHASE**

Explanation

The record processing phase of the specified report set failed. Processing terminates at the end of the record processing phase or after the record processing phases of other report set specifications, if present in the job.

- <V1> is the name of the report set.

User response

Check for messages detailing the problem. If the problem recurs, contact IBM support.

**FPEC4004E INVALID RDW FOUND IN RECORD
<F1>. PROCESSING TERMINATED**

Explanation

The record processing terminated because invalid input record with RDW=0 was encountered.

- <F1> is the number of the invalid input record.

User response

Try to copy input data set with invalid RDW encountered to another data set. It should fix the problem.

**FPEC4003I RECORD PROCESSING
TERMINATION FAILED FOR <V1>**

Explanation

The termination of record processing failed for the specified report set. Processing continues.

- <V1> is the name of the report set.

User response

Check for system messages detailing the problem.

**FPEC4005I NUMBER OF RECORDS
PROCESSED WITHOUT A CPU
HEADER WAS <V1>**

Explanation

The DB2 CPU header was not present in some (or all) input records. TCB times cannot be calculated without the CPU header.

- <V1> is the number of records where the CPU header was expected but not present.

Note that, depending on the operational situation, an additional line indicating the location, group, subsystem ID, member, date, and time may be displayed immediately following the message number.

User response

The CPU header is written by DB2 when it generates the instrumentation data. Ensure that the CPU header is requested in the START TRACE command. See the description of the DB2 **START TRACE** command in the *Reporting User's Guide* for more information about when the CPU header is required.

**FPEC4010I NUMBER OF RECORDS
PROCESSED WITHOUT A
CORRELATION HEADER WAS <V1>**

Explanation

The DB2 correlation header was not present in some (or all) input records. DB2 cannot obtain the correlation ID and other information when the correlation header is not present.

- <V1> is the number of records that did not have a correlation header.

Note that, depending on the operational situation, an additional line indicating the location, group, subsystem ID, member, date, and time may be displayed immediately following the message number.

User response

The correlation header is written by DB2 when it generates the instrumentation data. Ensure that the correlation header is requested in the DB2 **START TRACE** command. See the *Report Reference* for more information about when the correlation header is required.

FPEC4015I	NUMBER OF RECORDS FROM UNSUPPORTED RELEASES OF DB2 WAS <V1>
------------------	--

Explanation

The input data contained instrumentation data from a DB2 version that is not supported by this product.

- <V1> is the number of instrumentation records that were discarded.

User response

None.

FPEC4020I	NUMBER OF RECORDS FROM UNSUPPORTED PRODUCT RELEASES WAS <V1>
------------------	---

Explanation

The input data contained data from other OMEGAMON XE for DB2 PE or OMEGAMON XE for DB2 PM versions that could not be processed.

- <V1> is the number of records discarded.

User response

None.

FPEC4025I	NUMBER OF INCOMPLETE GTF SPANNED RECORDS DISCARDED WAS <V1>
------------------	--

Explanation

The record length used by GTF cannot accommodate the longer DB2 instrumentation records, so GTF splits the data over a number of records. The program did not find all the record segments necessary to reconstruct the DB2 instrumentation record and discarded the incomplete data.

- <V1> is the number of records discarded.

User response

None.

FPEC4030W	IFCID <V1>. DATA SECTION <V2>. REPEATING GROUP <V3>. FIELD <V4> HAS A LENGTH OF <V5>. EXCEEDING THE ALLOWED LENGTH OR EXCEEDING THE DATA SECTION LENGTH <V6>. FIELD <V4> IS IGNORED FROM FURTHER PROCESSING.
------------------	---

Explanation

For some IFCIDs, DB2 provides long names with variable length.

For a particular data section field, the internal integrity validation for a long string failed. Processing continues assuming that a long name is not provided.

- <V1> is the DB2 IFCID number.
- <V2> is the name of the data section.
- <V3> is the repeating group number of the DB2 data section.
- <V4> is the name of the field within the DB2 data section.
- <V5> is the value for the length of the long name that is found in the DB2 data section.
- <V6> is the value of the length of the DB2 data section.

User response

Contact IBM Support to validate the data that is supplied by DB2.

FPEC4035W	MORE THAN <V1> LONG STRINGS QUALIFYING FOR UNIQUE NAME PROCESSING FOUND IN THE INPUT DATA. THIS CAN INDICATE AN INPUT DATA PROBLEM. UNIQUE NAME PROCESSING HAS BEEN SUSPENDED TO PREVENT PERFORMANCE DEGRADATION.
------------------	--

Explanation

This message might be displayed in conjunction with message FPEC4030W.

The Batch Reporter program complements long names with the unique short names to be presented correctly in the reports and traces. However, if too many pairs of long names and short names are accumulated, the Batch Reporter performance might degrade considerably.

A reasonable number of internally stored unique long names is exceeded. Processing continues, however, instead of adding unique short names, the long names are truncated and added as short names.

<V1> is the number of internally stored unique long names.

User response

Contact IBM Support to validate the data that is supplied by DB2.

FPEC4040W	DATABASE/PAGESET <V1> HAS TRANSLATION DATA MISSING BETWEEN <V2> AND <V3>. TRANSLATIONS TO <V4> MAY HAVE BEEN MADE WHERE THE ACTUAL NAMES WERE <V5>
------------------	---

Explanation

Some DBID/OBID translation data is missing. The DBID or OBID changed, but the exact time of the change is unknown. DBIDs and OBIDs may have been translated based on the old data rather than the new.

- <V1> is the name of the database or page set.
- <V2> is the timestamp of the last record before the missing data.
- <V3> is the timestamp of the first record after the missing data.
- <V4> is the old name.
- <V5> is the new name.

Note that, depending on the operational situation, an additional line indicating the location, group, subsystem ID, member, date, and time may be displayed immediately following the message number.

User response

None.

FPEC4045W	DATABASE/PAGESET TRANSLATION ROUTINE DETECTED <V1> MISSING IFCID=107 OPEN RECORDS
------------------	--

Explanation

DBID/OBID translation data is missing. Some translations may not have been made correctly.

This message is printed if open and close records for a DBID or OBID are out of sequence. For example, this message is printed if there are two successive close records for the same DBID or OBID. There could be a gap in the input data, or records may have been lost during collection.

- <V1> is the number of missing IFCID 107 records.

Note that, depending on the operational situation, an additional line indicating the location, group, subsystem ID, member, date, and time may be displayed immediately following the message number.

User response

None.

FPEC4050W	DATABASE/PAGESET TRANSLATION ROUTINE DETECTED <V1> MISSING IFCID=107 CLOSE RECORDS
------------------	---

Explanation

DBID/OBID translation data is missing. Some translations may not have been made correctly.

This message is printed if open and close records for a DBID or OBID are out of sequence. For example, this message is printed if there are two successive open records for the same DBID or OBID. There could be a gap in the input data, or records may have been lost by SMF or GTF.

- <V1> is the number of missing IFCID 107 records.

Note that, depending on the operational situation, an additional line indicating the location, group, subsystem ID, member, date, and time may be displayed immediately following the message number.

User response

None.

FPEC4055W	DATABASE/PAGESET TRANSLATION ROUTINE WAS UNABLE TO PERFORM <V1> TRANSLATIONS
------------------	---

Explanation

Some (or all) DBIDs and OBIDs could not be translated to their eight-character name. This is most commonly caused by missing IFCID 105 or IFCID 107 data. DB2

Trace may not have been started correctly, or the records could have been lost.

- <V1> is the number of translations that could not be performed.

Note that, depending on the operational situation, an additional line indicating the location, group, subsystem ID, member, date, and time may be displayed immediately following the message number.

User response

None.

FPEC4060I	DB2 START TRACE NUMBER <V1> DB2 SUBSYSTEM ID = <V2> TEXT = <V3>
------------------	--

Explanation

A DB2 **START TRACE** command was detected.

- <V1> is the trace number.
- <V2> is the DB2 subsystem ID.
- <V3> is the text of the command.

Note that, depending on the operational situation, an additional line indicating the location, group, subsystem ID, member, date, and time may be displayed immediately following the message number.

User response

None.

FPEC4065I	DB2 STOP TRACE NUMBER <V1> DB2 SUBSYSTEM ID = <V2> TEXT = <V3>
------------------	---

Explanation

A DB2 **STOP TRACE** command was detected.

- <V1> is the trace number.
- <V2> is the DB2 subsystem ID.
- <V3> is the text of the command.

Note that, depending on the operational situation, an additional line indicating the location, group, subsystem ID, member, date, and time may be displayed immediately following the message number.

User response

None.

FPEC4070I	LOCATION <V1> HAS RECORDS FOR MORE THAN ONE DB2 SUBSYSTEM. RECORDS FROM
------------------	--

SUBSYSTEM <V2> PROCESSED, OTHER SUBSYSTEMS REJECTED

Explanation

Two (or more) different DB2IDs were detected with the same DB2 location name. Records for the second (or subsequent) DB2 subsystem were not processed.

- <V1> is the location name.
- <V2> is the first DB2ID for the DB2 location.

User response

None.

FPEC4075U	LOCATION LIST HAS NOT BEEN INITIALIZED BY RECORD PROCESSING
------------------	--

Explanation

An internal processing error occurred.

User response

Rerun the job. If the problem recurs, contact IBM support.

FPEC4080U	INITIALIZATION FAILED FOR RECORD PROCESSING LIST 1. INSUFFICIENT STORAGE AVAILABLE
------------------	---

Explanation

There was not sufficient storage available to continue processing.

User response

Increase the region size and rerun the job.

FPEC4085U	EXCEPTIONAL CONDITION OCCURRED WHILE RECORDING A SUMMARY. INSUFFICIENT STORAGE AVAILABLE
------------------	---

Explanation

There was not sufficient storage available to continue processing.

User response

Increase the region size and rerun the job.

FPEC4090U	EXCEPTIONAL CONDITION OCCURRED WHILE RECORDING
------------------	---

AN OPEN. INSUFFICIENT STORAGE AVAILABLE

Explanation

There was not sufficient storage available to continue processing.

User response

Increase the region size and rerun the job.

FPEC4095U	EXCEPTIONAL CONDITION OCCURRED WHILE RECORDING A CLOSE. INSUFFICIENT STORAGE AVAILABLE
------------------	---

Explanation

There was not sufficient storage available to continue processing.

User response

Increase the region size and rerun the job.

FPEC4100U	INSUFFICIENT STORAGE AVAILABLE FOR GTF RECORD WORKAREA
------------------	---

Explanation

There was not sufficient storage available to continue processing.

User response

Increase the region size and rerun the job.

FPEC4105U	EXCEPTIONAL PROCESSING CONDITION WHILE GENERATING RECORD PROCESSING LIST 2. VLIST RETURN CODE <V1>
------------------	---

Explanation

There was not sufficient storage available to continue processing.

- <V1> is the VLIST return code.

User response

Increase the region size and rerun the job.

FPEC4115U	INITIALIZATION FAILED FOR RECORD PROCESSING LIST 3. INSUFFICIENT STORAGE AVAILABLE
------------------	---

Explanation

There was not sufficient storage available to continue processing.

User response

Increase the region size and rerun the job.

FPEC4120U	EXCEPTIONAL PROCESSING CONDITION WHILE GENERATING RECORD PROCESSING LIST 3. INSUFFICIENT STORAGE AVAILABLE
------------------	---

Explanation

There was not sufficient storage available to continue processing.

User response

Increase the region size and rerun the job.

FPEC4135U	INITIALIZATION FAILED FOR RECORD PROCESSING LIST 4. INSUFFICIENT STORAGE AVAILABLE
------------------	---

Explanation

There was not sufficient storage available to continue processing.

User response

Increase the region size and rerun the job.

FPEC4140U	EXCEPTIONAL PROCESSING CONDITION WHILE GENERATING RECORD PROCESSING LIST 4. INSUFFICIENT STORAGE AVAILABLE
------------------	---

Explanation

There was not sufficient storage available to continue processing.

User response

Increase the region size and rerun the job.

FPEC4150E	TRACE RECORD COULD NOT BE CONVERTED FROM UNICODE TO EBCDIC. CONVERSION SERVICES MAY NOT BE INSTALLED CORRECTLY.
------------------	--

Explanation

A trace record from DB2 using Unicode strings was encountered and could not be converted to EBCDIC for further processing and presentation.

User response

Check that the z/OS Support for Unicode is installed correctly and provides conversions from CCSID 1208 to the destination EBCDIC CCSID.

**FPE4200E OUT-OF-SEQUENCE RECORD
FOUND. ACE ADDRESS: <V1>
IFCID: <V2>**

Explanation

PRESORTED has been specified in the GLOBAL command, but the input data set has not previously been sorted, and an out-of-sequence record has been detected.

- <V1> is the ACE address of the out-of-sequence record.
- <V2> is the IFCID of the out-of-sequence record.

Note that, depending on the operational situation, an additional line indicating the location, group, subsystem ID, member, date, and time may be displayed immediately following the message number.

User response

If this record is required, rerun the job without the PRESORTED option.

**FPE4205E AN OUT-OF-SEQUENCE RECORD
HAS BEEN FOUND**

Explanation

PRESORTED (ENFORCE) has been specified on the GLOBAL command, but the input data set has not previously been sorted, and an out-of-sequence record has been detected. The processing is terminated.

User response

Do *one* of the following:

- Specify PRESORTED (ACCEPT) to ignore out-of-sequence records and rerun the job.
- Omit the keyword PRESORTED from the GLOBAL command and rerun the job.
- Sort the input data set before invoking DB2 PM and use the sorted data as input.

**FPE4210W NUMBER OF OUT-OF-SEQUENCE
RECORDS WAS <V1>**

Explanation

GLOBAL PRESORTED (ACCEPT) has been specified, but out-of-sequence records were encountered in the input data.

- <V1> is the number of records discarded.

Note that, depending on the operational situation, an additional line indicating the location, group, subsystem ID, member, date, and time may be displayed immediately following the message number.

User response

Check the message log for details of the records discarded. If necessary, rerun the job without the PRESORTED option.

**FPE4215W NUMBER OF OUT-OF-SEQUENCE
RECORDS FOR IFCID <V1> WAS
<V2>**

Explanation

The program was executed specifying the GLOBAL PRESORTED(ACCEPT) option and out-of-sequence records were encountered. This message shows the number of out-of-sequence records of each IFCID which were encountered. It is recommended that the PRESORTED(ACCEPT) option is only used with the Accounting report set. Out-of-sequence records of other report sets are ignored, and the integrity of the output may be in doubt.

A record is out of sequence if its key (location, timestamp) is less than that of the record with the highest key already processed.

- <V1> is the IFCID.
- <V2> is the number of out-of-sequence records.

Note that, depending on the operational situation, an additional line indicating the location, group, subsystem ID, member, date, and time may be displayed immediately following the message number.

User response

When running accounting, no response is necessary. If the ignored out-of-sequence records were required by the report set you requested, rerun the job specifying PRESORTED(NO).

**FPE4220W NUMBER OF INVALID RECORDS
FOR IFCID <V1> WAS <V2>**

Explanation

The program encountered one or more IFCIDs that do not comply with the Db2 definitions. There can be several reasons for this, such as missing data sections or unexpected data section length. The <V1> is the IFCID and <V2> is the number of non-compliant IFCIDs encountered. The accompanying FPEC4225I message advises adding ERRDMPDD DD card to dump invalid IFCIDs.

User response

If necessary, collect diagnostics information in ERRDMPDD DD and provide it to IBM for problem analysis.

FPEC4225I	ADD ERRDMPDD DD CARD TO REPORT TRACE DATA IN ERROR
------------------	---

Explanation

This message accompanies message FPEC4220W and appears if no ERRDMPDD DD card supplied for the invalid IFCIDs dumping.

User response

Supply the ERRDMPDD DD card to collect diagnostics information and then contact IBM Technical Support.

FPEC5000E	MERGE PROCESSING PHASE HAS BEEN UNSUCCESSFUL
------------------	---

Explanation

The merge processing phase did not complete successfully.

User response

Check for messages detailing the problem.

FPEC5001E	MERGE PROCESSING INITIALIZATION FAILED FOR <V1>
------------------	--

Explanation

The initialization of merge processing failed for the specified report set.

- <V1> is the name of the report set.

User response

Check for messages detailing the problem.

FPEC5002E	<V1> FAILED DURING THE MERGE PROCESSING PHASE
------------------	--

Explanation

The merge processing phase of the specified report set failed. Processing terminates at the end of the merge processing phase or after the merge processing phases of other report set specifications, if present in the job.

- <V1> is the name of the report set.

User response

Check for messages detailing the problem. If the problem recurs, contact IBM support.

FPEC5003I	MERGE PROCESSING TERMINATION FAILED FOR <V1>
------------------	---

Explanation

The termination of merge processing failed for the specified report set. Processing continues.

- <V1> is the name of the report set.

User response

Check for messages detailing the problem.

FPEC6000E	REPORT PROCESSING PHASE HAS BEEN UNSUCCESSFUL
------------------	--

Explanation

The report processing phase did not complete its function successfully.

User response

Check for messages detailing the problem.

FPEC6001E	REPORT PROCESSING INITIALIZATION FAILED FOR <V1>
------------------	---

Explanation

The initialization of report processing failed for the specified report set.

- <V1> is the name of the report set.

User response

Check for messages detailing the problem.

FPEC6002E	<V1> FAILED DURING THE REPORT PROCESSING PHASE
------------------	---

Explanation

The report processing phase of the specified report set failed. Processing terminates at the end of the report processing phase or after the report processing phases of other report set specifications, if present in the job.

- <V1> is the name of the report set.

User response

Check for messages detailing the problem. If the problem recurs, contact IBM support.

**FPEC6003I REPORT PROCESSING
TERMINATION FAILED FOR <V1>**

Explanation

The termination of report processing failed for the specified report set. Processing continues.

- <V1> is the name of the report set.

User response

Check for messages detailing the problem.

**FPEC6005S AN ERROR OCCURRED WHILE
READING THE RESTORE FILE
<V1>. VSAM RETURN CODE <V2>,
REASON CODE <V3>**

Explanation

None.

- <V1> is the name of the RESTORE file.
- <V2> is the VSAM return code.
- <V3> is the reason code.

User response

See the appropriate VSAM documentation.

**FPEC6010S OPEN FAILED FOR SAVE FILE
<V1>, DDNAME IN USE**

Explanation

A ddname is specified twice (or more) with conflicting purposes.

- <V1> is the name of the Save File data set.

User response

Correct the JCL and rerun the job.

FPEC6011S OPEN FAILED FOR SAVE FILE <V1>

Explanation

An error occurred when opening a data set. The data set exists, but could not be opened.

- <V1> is the name of the Save File data set.

User response

See the previous messages detailing the problem.

**FPEC6012S THE INITIAL WRITE TO THE SAVE
FILE <V1> FAILED. VSAM RETURN
CODE <V2>, REASON CODE <V3>**

Explanation

An internal processing error occurred during execution.

- <V1> is the ddname for the Save data set.
- <V2> is the VSAM return code.
- <V3> is the VSAM reason code.

User response

See the appropriate VSAM documentation.

**FPEC9101S <V1> <V2> USER-TAILORED
LAYOUT <V3> COULD NOT
BE FOUND, AND IS NOT A
RECOGNIZED DEFAULT LAYOUT**

Explanation

The user-tailored layout specified does not exist in your DPMPARMS data set.

- <V1> is the name of the report set.
- <V2> is the function.
- <V3> is the layout name.

User response

Ensure the layout is copied to the DPMPARMS data set.

**FPEC9102S <V1> <V2> DEFAULT LAYOUT <V3>
COULD NOT BE FOUND WITH THE
EXPECTED LOAD MODULE NAME
OF <V4>**

Explanation

None.

- <V1> is the name of the report set.
- <V2> is the function.
- <V3> is the layout name.
- <V4> is the load module name.

User response

See your system programmer.

FPEC9103S <V1> <V2> LAYOUT <V3>
REQUIRES A MINIMUM PAGE SIZE
OF <V4>, THE GLOBAL PAGESIZE
IS <V5>

Explanation

None.

- <V1> is the name of the report set.
- <V2> is the function.
- <V3> is the layout name.
- <V4> is the global page size required.
- <V5> is the current global page size.

User response

Either tailor the layout to use less space, or increase the global page size.

FPEC9104S MEMBER <V1> APPEARS IN
DPMPARMS, BUT IS NOT A VALID
USER-TAILORED LAYOUT

Explanation

The member <V1> was not generated using the UTR feature, and cannot be used.

User response

Generate the layout using UTR.

FPEC9105S MEMBER <V1> IS A CORRUPT
USER-TAILORED LAYOUT

Explanation

The member <V1> has been edited outside the UTR feature.

User response

Re-create the layout using UTR.

FPEC9106S UNABLE TO ALLOCATE STORAGE
TO PERFORM USER-TAILORED
REPORTING

Explanation

There was insufficient storage available to continue processing.

User response

Increase the region size and rerun the job.

FPEC9107S UNABLE TO ACCESS THE
DPMPARMS PDS DIRECTORY
WHEN SEARCHING FOR A USER-
TAILORED LAYOUT

Explanation

This is an I/O problem.

User response

See the previous messages detailing the problem.

FPEC9108S MEMBER <V1> APPEARS IN
THE DPMPARMS DIRECTORY BUT
COULD NOT BE LOCATED IN THE
PDS

Explanation

The PDS is corrupt.

- <V1> is the DPMPARMS member name.

User response

Re-create the PDS.

FPEC9109S MEMBER <V1> COULD NOT BE
READ FROM THE DPMPARMS PDS

Explanation

This is an I/O problem.

- <V1> is the DPMPARMS member name.

User response

See the previous messages detailing the problem.

FPEC9110S <V1> <V2> DEFAULT LAYOUT <V3>
CANNOT BE LOADED BECAUSE
LOAD MODULE NAME <V4> DOES
NOT BELONG TO THE CURRENT
PRODUCT VERSION

Explanation

A default layout from an earlier version was detected.

- <V1> is the name of the report set.
- <V2> is the function.
- <V3> is the layout name.
- <V4> is the load module name.

User response

Use one of the default layouts supplied with this product.

FPEC9200I **<V1> REDUCE COMPLETED.
SUMMARY OF REDUCED DATA
FOLLOWS**

Explanation

None.

- <V1> is the name of the report set.

User response

None.

FPEC9201I **<V1> REDUCE COMPLETED. NO
DATA WAS REDUCED**

Explanation

None.

- <V1> is the name of the report set.

User response

None.

FPEC9203E **DPM0 CONVERSION FAILED.
IFCID CONTAINS INVALID
DATA. CORRUPTED RECORD IS
DISCARDED FROM FURTHER
PROCESSING. REASON CODE:
<V1>**

Explanation

An input record contains incorrect data. This input record is discarded from further processing. The corresponding subsystem ID and the record timestamp are included in your JOBSUMDD.

- <V1> is the reason code

User response

Check whether your input data is damaged. For example, transmission errors might be the reason for damaged input data. If possible, recollect the data.

If the error remains, specify ERRDMPDD in your Job to collect the corrupted input data in a service dataset. For further details, see *Reporting Command Reference*.

If the problem persists, contact IBM support.

Chapter 9. FP EE - Exception Processing messages

FP EE0001E **EXCEPTION PROCESSING
TERMINATED ABNORMALLY.
INTERNAL ERROR IN MODULE
<V1>, ERROR CODE <V2>**

Explanation

An internal processing condition occurred during execution.

- <V1> is the name of the module.
- <V2> is the error code.

User response

Rerun the job. If the problem recurs, contact IBM support and quote the error code.

FP EE0012E **FILE RECORD WAS NOT WRITTEN,
DDNAME = <V1>, RETURN CODE =
<V2>**

Explanation

An attempt to write an exception file record failed.

- <V1> is the ddname for which the failure occurred.
- <V2> is the return code.

User response

Check that the DD statement for the ddname is valid, and that there is sufficient space available.

FP EE0014I **EXCEPTIONS LOG FILE
COMPLETE. <V1> RECORDS
WRITTEN TO DDNAME <V2>**

Explanation

Exception log file processing is completed.

- <V1> is the number of records written.
- <V2> is the ddname to which the records were written.

User response

None.

FP EE0600S **EXCEPTIONAL CONDITION
OCCURRED WHILE PROCESSING
EXCEPTIONS. LIST STORAGE
ALLOCATION FAILED**

Explanation

Not enough storage was available to continue exception processing.

User response

Increase the region size.

FP EE0610S **EXCEPTIONAL CONDITION
OCCURRED WHILE PROCESSING
EXCEPTIONS. LIST STORAGE
RELEASE FAILED**

Explanation

An error occurred when attempting to release storage.

User response

Rerun the job. If the problem recurs, contact IBM support.

FP EE0915W **ERROR ATTEMPTING TO
ALLOCATE OR OPEN THE <V1>
DATA SET.**

Explanation

The indicated data set could not be allocated or opened for exception processing. Possible reasons are:

- The data set does not exist.
- The OMEGAMON Collector is not authorized to access the data set.
- The data set has wrong LRECL or RECFM definitions.

User response

Verify the indicated reasons, correct them, and rerun the job. If the problem recurs, contact IBM support.

FP EE0918W **THRESHOLD FIELD <V1> IS IN
ERROR. EVENT <V2> IS INVALID**

Explanation

The field name entered in the exception threshold data set is not valid.

- <V1> is the threshold field.
- <V2> is the event.

User response

Correct the field in the exception threshold data set and rerun the job.

FPEE0919W **THRESHOLD FIELD <V1> IS IN ERROR. THE FIELD IS NOT VALID FOR ENVIRONMENT <V2>**

Explanation

The field name entered in the exception threshold data set is not valid for this environment.

- <V1> is the threshold field.
- <V2> is the environment.

User response

Edit the field in the exception threshold data set and rerun the job.

FPEE0920W **THRESHOLD FIELD <V1> IS IN ERROR. THE FIELD NAME IS INVALID**

Explanation

The field name entered in the exception threshold data set has invalid syntax.

- <V1> is the threshold field.

User response

Correct the field in the exception threshold data set and rerun the job.

FPEE0921W **THRESHOLD FIELD <V1> IS IN ERROR. FIELD <V2> IS INVALID FOR THIS RELEASE OF DB2**

Explanation

The field name entered is not valid for any release of DB2.

- <V1> is the threshold field.
- <V2> is the threshold field.

User response

Remove the field from the exception threshold data set.

FPEE0922W **THRESHOLD FIELD <V1> IS IN ERROR. FIELD IS INVALID FOR EVENT <V2>**

Explanation

The field name entered in the exception threshold data set is not valid for the event specified.

- <V1> is the threshold field.
- <V2> is the event.

User response

Change the field name or the event in the exception threshold data set.

FPEE0923W **THRESHOLD FIELD <V1> IS IN ERROR. NUMERIC VALUE <V2> NOT VALID**

Explanation

A not valid numeric value has been specified for this field in the exception threshold data set.

- <V1> is the threshold field.
- <V2> is the numeric value.

User response

Change the value or remove the field from the exception threshold data set.

FPEE0924W **THRESHOLD FIELD <V1> IS IN ERROR. OPERATOR <V2> IS INVALID**

Explanation

A not valid operator has been specified for this field in the exception threshold data set.

- <V1> is the threshold field.
- <V2> is the invalid operator.

User response

Change the specified operator or remove the field from the exception threshold data set.

FPEE0925W **THRESHOLD FIELD <V1> IS IN ERROR. FIELD CANNOT BE QUALIFIED**

Explanation

The field has been qualified with either a buffer, DDF, or package qualifier, but the field is not a buffer, DDF, or package field.

- <V1> is the threshold field.

User response

Change or remove the field in the exception threshold data set.

FPEE0926W	THRESHOLD FIELD <V1> IS IN ERROR. QUALIFIER <V2> IS NOT VALID
------------------	--

Explanation

The field can be qualified, but the buffer, DDF, or package qualifier has an incorrect format.

- <V1> is the threshold field.
- <V2> is the invalid qualifier.

User response

Change the qualifier or remove the field from the exception threshold.

FPEE0927W	THRESHOLD FIELD <V1> IS IN ERROR. TIME VALUE <V2> IS INVALID
------------------	---

Explanation

A not valid time value has been specified for this field in the exception threshold data set.

- <V1> is the threshold field.
- <V2> is the invalid time value.

User response

Change the value or remove the field from the exception threshold data set.

FPEE0928W	THRESHOLD FIELD <V1> IS IN ERROR. TIME VALUE IS NOT VALID FOR THIS FIELD
------------------	---

Explanation

A time value was entered, but the field does not have a time format.

- <V1> is the threshold field.

User response

Correct the format or remove the field from the exception threshold data set.

FPEE0931W	THRESHOLD FIELD <V1> IS IN ERROR. COMPARE BASIS <V2> IS INVALID
------------------	--

Explanation

The compare basis is not one of 'V', 'M', 'S', 'C', or 'O'.

- <V1> is the threshold field.
- <V2> is the invalid compare basis.

User response

Correct the compare basis for the field.

FPEE0932W	THRESHOLD FIELD <V1> IS IN ERROR. BOTH VALUES ARE BLANK
------------------	--

Explanation

A non-blank field must be entered in either the problem or warning field.

- <V1> is the threshold field.

User response

Correct the field in the exception threshold data set.

FPEE0942W	THRESHOLD FIELD <V1> IS IN ERROR. FIELD IS NOT A VALID EXCEPTION FIELD
------------------	---

Explanation

The field entered cannot be used for exception processing.

- <V1> is the threshold field.

User response

Remove the field from the exception threshold data set.

FPEE4001S	ERROR INITIALIZING EXCEPTION PROCESSING
------------------	--

Explanation

An error occurred initializing exception processing.

User response

Rerun the job. If the problem recurs, contact IBM support.

FPEE4002I	EXCEPTION PROCESSING SUSPENDED. NO DATA
------------------	--

Explanation

All fields in the exception threshold data set are incorrect, or the data set contains no fields.

User response

Add valid fields to the exception threshold data set.

**FPEE5100E BOTH WARNING AND PROBLEM
VALUES MUST BE SPECIFIED**

Explanation

None.

User response

Supply both warning and problem values.

**FPEE5200W THRESHOLD FIELD <V1> IS
IN ERROR. THE ENVIRONMENT
REPORT IS NOT SUPPORTED**

Explanation

The field is valid only for batch report, but the problem or warning value is an asterisk. The field is ignored for exception profiling.

- <V1> is the threshold field in error.

User response

Specify a valid threshold value instead of the asterisk.

**FPEE5300E WARNING VALUE MUST BE
GREATER THAN PROBLEM VALUE**

Explanation

None.

User response

Enter a warning value that is greater than the problem value.

**FPEE5500I NO VALID INPUT RECORDS
ENCOUNTERED**

Explanation

No records in the exception threshold data set were valid.

User response

Check the exception threshold data set for invalid field values.

**FPEE5604I THRESHOLD DATA SET FROM
PREVIOUS RELEASE IS USED**

Explanation

The threshold data set has a format that was valid for prior versions. It has been reformatted to the format of the current version.

User response

None. If you want to avoid this message, use the threshold data set editor to change the format.

**FPEE5605I NO EXCEPTION THRESHOLD
CALCULATED. REASON CODE <V1>**

Explanation

The job has ended without having calculated any exception threshold values.

- <V1> is the reason code.

The following reason codes are possible:

1

INPUTDD has no valid data.

User response

Provide valid data to INPUTDD and rerun the job.

Chapter 10. FPEF - Interactive Report Facility messages

FPEF000 **This command is not recognized**

Explanation

A not valid command was entered on the command line or via a function key.

User response

Enter a valid command.

FPEF001 **This command does not accept parameters**

Explanation

The command entered on the command line or via a function key does not accept parameters, but parameters were supplied.

User response

Correct the input.

FPEF002 **This command accepts only a single parameter**

Explanation

The command entered on the command line or via a function key only accepts one parameter, but more than one was supplied.

User response

Correct the input.

FPEF003 **This command requires parameters**

Explanation

The command entered on the command line or via a function key required parameters, but none were supplied.

User response

Correct the input.

FPEF004 **<V1> command not valid in this panel**

Explanation

The command entered on the command line is not valid in this panel.

- <V1> is the command.

User response

Enter a valid command.

FPEF005 **Enter a value for Location or Group**

Explanation

Both LOCATION and GROUP fields are blank.

User response

Enter a value in either or both fields.

FPEF009 **Command generation already in progress in this ISPF logical screen**

Explanation

An attempt was made to perform IRF selections, but the function was already active on this ISPF logical screen. You can have only one IRF selection function active on a logical screen at a time.

User response

Close the application. If the problem recurs, terminate the ISPF logical screen.

FPEF010 **Enter a / or <V1> to select**

Explanation

A value other than a / or a country-designated character was used in the field at the cursor position.

- <V1> is the country-designated character.

User response

Enter a / or the country-designated character to select.

FPEF011 **Enter one of the listed values**

Explanation

A not valid value was entered in the field at the cursor position, and adjacent to the message.

User response

Enter a value from the list displayed in the panel.

FPEF012 **Field must be completed**

Explanation

The field at the cursor position must be completed.

User response

Enter a value for the field.

FPEF013 **Prompt is not available for this field**

Explanation

The PROMPT command is not valid for the field at the cursor position.

User response

Valid options can be determined using the HELP command.

FPEF014 **This is not a valid data set name**

Explanation

A data set name qualifier must begin with an alphabetic character, @, #, or \$. The remaining characters must be either alphanumeric or a hyphen (-).

User response

Enter a valid data set name.

FPEF015 **This is not a valid value for this field**

Explanation

The value entered in the field at the cursor position is not valid.

User response

Enter a valid value.

FPEF016 **This value must be numeric**

Explanation

The value entered in the field at the cursor position is not numeric.

User response

Enter a numeric value.

FPEF017 **This value must be numeric in the range <V1> to <V2>**

Explanation

The field at the cursor position contains a numeric value outside the valid range.

- <V1> is the lower limit.
- <V2> is the upper limit.

User response

Enter a numeric value in the valid range.

FPEF018 **This is not a valid name**

Explanation

A name must begin with an alphabetic character, @, #, or \$. The remaining characters must be alphanumeric.

User response

Enter a valid name.

FPEF019 **Enter 1 for yes or 2 for no**

Explanation

A value other than 1 or 2 was used in the field at the cursor position.

User response

Enter 1 or 2.

FPEF020 **Enter a / or <V1> to select one or more items from the list**

Explanation

A value other than / or a country-designated character was used in the field at the cursor position.

- <V1> is the country-designated character.

User response

Enter a / or a country-designated character to select.

FPEF021 **Enter a / or <V1> to select, or overtype with space to delete**

Explanation

A value other than / or a country-designated character was used in the field at the cursor position.

- <V1> is the country-designated character.

User response

Enter a / or a country-designated character to select.

FPEF022 **No Type matches this value. Valid types are IRLMREQ, CLAIMREQ, DRAINREQ, PLOCKREQ, IRLMSUSP, DRAINSUSP, LATCHSUSP, IRLMRES, DRAINRES, LATCHRES, TIMEOUT, DEADLOCK, LOCKSUMMARY, and LOCKAVOID**

Explanation

A value other than those listed in the message was used in the field at the cursor position.

User response

Enter a correct value.

FPEF023 **Enter a / or <V1> to browse or edit extension information**

Explanation

A value other than / or a country-designated character was used in the field at the cursor position.

- <V1> is the country-designated character.

User response

Enter a / or a country-designated character to select.

FPEF024 **No Resource Type matches this value. Valid Resource Types are DATAPAGE, DATABASE, DATASET, PAGESET, INDEX, TABLE, SKCT, SKPT, COLLECT, DRAIN, ROW, and OTHER**

Explanation

A value other than those listed in the message was used in the field at the cursor position.

User response

Enter a correct value.

FPEF025 **Enter a / or <V1> to add a new entry**

Explanation

A value other than / or a country-designated character was used in the field at the cursor position.

- <V1> is the country-designated character.

User response

Enter a / or a country-designated character to select.

FPEF027 **Select only one item from the list**

Explanation

Either no selection was made from the list, more than one item was selected from the list, or a character other than / or a country-designated character was used to select a list item.

User response

Select only one item from the list by entering a / or a country-designated character.

FPEF028 **The group or list selection is being deleted because it had no associated Include or Exclude values**

Explanation

No INCLUDE/EXCLUDE values were specified for the GROUP or LIST name.

User response

None.

FPEF029 **Range is not applicable to this identifier**

Explanation

Range is not valid for this identifier.

User response

Remove the range specification.

FPEF030 **This location starts with a < but has no > at the end**

Explanation

None.

User response

Enter the 'greater than' sign at the end of the location (locations can be enclosed in 'less than' (<) and 'greater than' (>) symbols).

FPEF031 **No Thread Type matches this field value. Valid Thread Types are ALLIED, ALLIED_DIST, and DBAT**

Explanation

The thread type entered does not match any valid thread type.

User response

Enter a correct value.

FPEF032 **Both value 1 and value 2 are specified - either set type to 3 or remove value 2**

Explanation

Because range values have been entered, type should not be entered.

User response

Either set type to 3 or remove the range value 2.

FPEF033 **This value must be hexadecimal representation (0-9, a-f)**

Explanation

The field at the cursor position must contain a character representation of a hexadecimal value. Valid characters are 0 to 9 and A to F.

User response

Correct the input.

FPEF034 **This value must have a length of <V1> exactly**

Explanation

The field at the cursor position must contain a set number of characters.

- <V1> is the required number of characters.

User response

Correct the input.

FPEF035 **The maximum length for this value is <V1>**

Explanation

The field at the cursor position contains an entry that is too long.

- <V1> is the maximum number of characters.

User response

Correct the input.

FPEF036 **Generic * is not allowed with Group and List names**

Explanation

You cannot use the generic form (*) in GROUP or LIST names.

User response

Correct the input.

FPEF037 **Group and List values must start with a character (A-Z)**

Explanation

None.

User response

Correct the input.

FPEF038 **Generic * can only suffix a range value**

Explanation

For ranges, the generic character * can only be the last character. For example, ABC* is valid; AB*D is not.

User response

Correct the input.

FPEF039 **The TO range must be greater than the FROM range**

Explanation

None.

User response

Correct the input.

FPEF040	Year must be numeric in the range 0 to 99
----------------	--

Explanation

None.

User response

Enter a correct value.

FPEF041	Month must be numeric in the range 1 to 12
----------------	---

Explanation

None.

User response

Enter a correct value.

FPEF042	Day must be numeric in the range 1 to 31
----------------	---

Explanation

None.

User response

Enter a correct value.

FPEF043	Hours must be numeric in the range 0 to 23
----------------	---

Explanation

None.

User response

Enter a correct value.

FPEF044	Minutes must be numeric in the range 0 to 59
----------------	---

Explanation

None.

User response

Enter a correct value.

FPEF045	Seconds must be numeric in the range 0 to 59
----------------	---

Explanation

None.

User response

Enter a correct value.

FPEF046	Fractions must be numeric in the range 0 to 99
----------------	---

Explanation

None.

User response

Correct the input.

FPEF047	Timezone adjustment sign must be + or -
----------------	--

Explanation

None.

User response

Correct the input.

FPEF048	Minutes must be numeric in the range 00 to 59
----------------	--

Explanation

None.

User response

Enter a correct value.

FPEF049	Specify the FROM range
----------------	-------------------------------

Explanation

None.

User response

Enter the FROM range.

FPEF051	The day value is invalid for this month and year combination
----------------	---

Explanation

None.

User response

Enter a valid day, month, and year combination.

FPEF052 **The end date must be later than or equal to the start date**

Explanation

None.

User response

Change the start date or end date to comply.

FPEF053 **The end time must be later than or equal to the start time**

Explanation

None.

User response

Change the start time or end time to comply.

FPEF054 **The end date and time must be later than or equal to the start date and time**

Explanation

None.

User response

Change the start date and time or end date and time to comply.

FPEF055 **When NONE is selected, other selections are not valid. Either delete NONE or delete all remaining selections**

Explanation

None.

User response

Delete NONE or delete all remaining selections.

FPEF056 **The maximum length for the location id part of package name is 16. Package name comprises location.collection.package**

Explanation

The maximum length of the location ID exceeds 16 characters.

User response

Enter a location ID up to 16 characters in length.

FPEF057 **The maximum length for the collection id part of package name is 18. Package name comprises location.collection.package**

Explanation

The maximum length of the collection ID exceeds 18 characters.

User response

Enter a collection ID up to 18 characters in length.

FPEF058 **The maximum length for the package id part of package name is 18. Package name comprises location.collection.package**

Explanation

The maximum length of the package ID exceeds 18 characters.

User response

Enter a package ID up to 18 characters in length.

FPEF059 **Package name can only be comprised of 3 parts: location id, collection id, and package id**

Explanation

None.

User response

Correct the input.

FPEF060 **<V1>**

Explanation

This message is returned by the LMINIT service of ISPF/PDF Library Access Services or the LISTDSI function of TSO/E. The message can be accompanied by other messages.

- <V1> is the text of the message.

User response

Correct the problem indicated by the message.

FPEF061	Data set organization must be partitioned
----------------	--

Explanation

A not valid data set was specified when saving or recalling IRF selections. The data set was not partitioned.

User response

Correct the data set specifications.

FPEF062	Data set must contain 80 byte fixed length records
----------------	---

Explanation

A not valid data set was specified when saving or recalling IRF selections. The specified data set does not contain 80-byte fixed length records.

User response

Correct the data set specification.

FPEF063	Data set is empty
----------------	--------------------------

Explanation

The data set specified when recalling IRF selections contains no data.

User response

Specify another data set.

FPEF064	Member not found
----------------	-------------------------

Explanation

The member specified in the recall request for IRF selections was not found.

User response

Correct the data set and member specifications.

FPEF065	The specified pattern produced no matching members
----------------	---

Explanation

A pattern with no matching members was specified when recalling IRF selections.

User response

Specify another pattern or member name.

FPEF066	Member does not contain a valid IRF selection table
----------------	--

Explanation

When recalling IRF selections, the selected member did not contain an IRF selection table.

User response

Correct the data set and member specifications.

FPEF067	Replacement canceled
----------------	-----------------------------

Explanation

When saving IRF selections, a member name was specified that already existed, and the user requested that the member not be replaced.

User response

None.

FPEF068	Member name must be blank for a sequential data set
----------------	--

Explanation

When trying to save a job stream, a member name was specified for a sequential data set.

User response

Blank the member name.

FPEF069	Member name must be specified for partitioned data set
----------------	---

Explanation

When trying to save a job stream, a member name was not specified for a partitioned data set.

User response

Enter the member name.

FPEF070	Job stream replaced in <V1>
----------------	--

Explanation

The job stream was successfully saved to an existing data set. The previous contents were replaced.

- <V1> is the name of the data set where the job stream was replaced.

User response

None.

FPEF071 **Job stream saved into <V1> has failed**

Explanation

Job stream save or replace function failed. This is typically accompanied by other messages indicating the problem.

- <V1> is the name of the data set where the job stream was being saved.

User response

Correct the problems indicated by the accompanying messages.

FPEF072 **Job stream saved into <V1>**

Explanation

The job stream was successfully saved.

- <V1> is the name of the data set where the job stream was saved.

User response

None.

FPEF073 **IRF selection <V1> recalled from <V2>**

Explanation

IRF selections were successfully recalled.

- <V1> is the name of the member that contained the selections.
- <V2> is the name of the data set that contained the selections.

User response

None.

FPEF074 **IRF selection <V1> saved into <V2>**

Explanation

IRF selections were successfully saved into a PDS member.

- <V1> is the name of the member.
- <V2> is the name of the partitioned data set.

User response

None.

FPEF075 **IRF selection <V1> replaced in <V2>**

Explanation

IRF selection was successfully saved to an existing data set. The previous member contents were replaced.

- <V1> is the name of the member where the selections were replaced.
- <V2> is the name of the data set where the selections were replaced.

User response

None.

FPEF076 **Unable to save selections in data set <V1>. ISPF message is: <V2>**

Explanation

An error was encountered when saving your selections.

- <V1> is the name of the data set where the selections were being saved.
- <V2> is the error message returned by ISPF.

User response

Correct the error indicated by the ISPF message.

FPEF077 **Unable to open data set**

Explanation

An error occurred in opening the data set.

User response

Ensure that the data set exists.

FPEF078 **Edit error, data may not have been saved correctly**

Explanation

A severe error occurred when editing the data set. The data may not have been saved correctly.

User response

Browse the data set using ISPF to check if the data has been successfully saved. If this is not the case, correct the edit error and try again.

FPEF079 **This field needs to be qualified with a group buffer pool ID**

Explanation

A group buffer pool ID qualifier is required for this field name.

User response

Correct the input.

FPEF080 **Field identifier invalid - use PROMPT command for a list**

Explanation

The field identifier at the cursor position is not valid. Use the PROMPT command to select from a list of valid values.

User response

Correct the input.

FPEF081 **This field needs to be qualified with a buffer pool ID**

Explanation

A buffer pool ID qualifier is required for this field name.

User response

Correct the input.

FPEF082 **This field must not have a qualifier**

Explanation

A buffer pool qualifier is not valid for this field name.

User response

Correct the input.

FPEF083 **Field qualifier invalid - use PROMPT command for a list**

Explanation

The qualifier at the cursor position is not valid. Use the PROMPT command to select from a list of valid values.

User response

Correct the input.

FPEF084 **The qualifier must be a location name or omitted**

Explanation

The qualifier at the cursor position should be a location name or not specified.

User response

Correct the input.

FPEF085 **Location name must begin with a character**

Explanation

None.

User response

Correct the input.

FPEF086 **Location name must only contain letters, digits, and national characters**

Explanation

None.

User response

Correct the input.

FPEF087 **The qualifier must be a valid package name or omitted**

Explanation

None.

User response

Correct the input.

FPEF088 **This field must be qualified with a Resource Limit Facility qualifier**

Explanation

None.

User response

Correct the input.

FPEF089 **Enter field name before using PROMPT command on qualifier**

Explanation

None.

User response

Enter a field name, then use PROMPT.

FPEF090 **Qualifier for this field is optional. No list is available**

Explanation

None.

User response

None.

FPEF091 **<V1>**

Explanation

An error occurred while trying to view the command stream.

- <V1> is the text of the ISPF message.

User response

Correct the problem indicated by the ISPF message.

FPEF092 **There is nothing to BROWSE for the selection**

Explanation

There is no data available for the BROWSE command to process.

User response

Ensure that selections or entries have been made before using the BROWSE command.

FPEF093 **Job submission has been successful**

Explanation

The job has been successfully submitted in background execution mode.

User response

None.

FPEF094 **Job submission has failed**

Explanation

The job submission in background execution mode has not been successful. This message is preceded by one or more TSO/E messages.

User response

See *z/OS TSO/E Messages* for an explanation of the TSO/E messages. Correct the problem indicated by the TSO/E messages.

FPEF095 **'*' is not permitted for this function**

Explanation

None.

User response

Correct the input.

FPEF100 **Groups are not allowed for this identifier**

Explanation

The identifier supplied cannot be used in a GROUP specification.

User response

Use a valid identifier in the GROUP specification.

FPEF101 **Lists are not allowed for this identifier**

Explanation

The identifier supplied cannot be used in a LIST specification.

User response

Use a valid identifier in the LIST specification.

FPEF102 **Groups are not allowed within Groups**

Explanation

None.

User response

Correct the input.

FPEF103 **You cannot add and select or delete entries at the same time**

Explanation

None.

User response

Correct the input.

FPEF104 **Identifiers have been repeated**

Explanation

More than one specification of the same identifier has been used.

User response

Correct the input.

FPEF105 **Location must be alphanumeric beginning with an alphabetic character**

Explanation

A not valid location was specified.

User response

Correct the input.

FPEF106 **Select numbers from the code list**

Explanation

None.

User response

Select a code from the list shown.

FPEF107 **Utility allows only one group of up to three order selections. Use Order 1 only**

Explanation

The Utility Activity report set only allows the first group of identifiers to be selected.

User response

Specify up to three identifiers in the *Order 1* row only.

FPEF110 **This file cannot be directed to the terminal**

Explanation

VSAM or partitioned data sets cannot be directed to the terminal.

User response

Correct the data set information.

FPEF111 **This file cannot be directed to SYOUT**

Explanation

Input, VSAM, or partitioned data sets cannot be directed to SYSOUT.

User response

Correct the data set information.

FPEF112 **This file cannot be set to DUMMY**

Explanation

DUMMY cannot be specified for VSAM or partitioned data sets.

User response

Correct the data set information.

FPEF113 **DUMMY cannot be part of concatenated data sets**

Explanation

DUMMY cannot be concatenated with other data sets.

User response

Do not include DUMMY as a specified data set for concatenation.

FPEF114 **This DDNAME cannot have concatenated data sets**

Explanation

You cannot concatenate output or VSAM data sets.

User response

Specify only one data set for this ddname.

FPEF115 **This is not in valid JCL format**

Explanation

A JCL syntax error has been detected.

User response

Correct the input.

FPEF116 **Extension information exists. You cannot remove the first line**

Explanation

Multiple data set information lines exist. Data set information must be present on the first line.

User response

Either erase all lines or add information on the first line.

FPEF117 **Extension information exists. Not all lines are in the same format**

Explanation

Multiple data set information lines exist. The first data set information line has been changed into a different format. However, the subsequent lines are still in the original format.

User response

Either change the first line back into the original format, or change the subsequent lines into the same format as the first line.

FPEF119 **Enter data set information before requesting extension data**

Explanation

Extension information can only be requested in foreground if the data set information contains a data set name.

User response

Remove the select action code from the field or change the data set information to a data set name.

FPEF120 **DDNAME could not be allocated**

Explanation

The file could not be allocated. This message is preceded by TSO/E messages.

User response

See *z/OS TSO/E Messages* for an explanation of TSO/E messages. Correct the error indicated by the TSO/E messages.

FPEF121 **DDNAME SYSIN could not be allocated**

Explanation

The SYSIN file containing the command stream could not be allocated. This message is preceded by TSO/E messages. See *z/OS TSO/E Messages* for an explanation of TSO/E messages.

User response

Correct the error indicated by the TSO/E messages.

FPEF122 **DDNAMEs could not be freed**

Explanation

Files could not be freed.

User response

Correct the error indicated by the TSO/E messages and free the files.

FPEF123 **DB2 PM has been executed. Return code was <V1>**

Explanation

A foreground execution has completed its function.

- <V1> is the return code.

User response

None.

FPEF124 **<V1>**

Explanation

An error was detected when attempting to run the application in foreground execution mode. This message is preceded by TSO/E messages.

- <V1> is the text of the message.

User response

See *z/OS TSO/E Messages* for an explanation of TSO/E messages.

FPEF125 **Data set <V1> is empty**

Explanation

An attempt has been made to browse an output data set specified during foreground execution, which contains no data.

- <V1> is the name of the output data set.

User response

None.

FPEF126 **Unable to browse data set. ISPF message is: <V1>**

Explanation

An error occurred while attempting to browse the data set.

- <V1> is the text of the ISPF message.

User response

Correct the error indicated by the ISPF message.

FPEF127 **Performance Expert has been invoked - please stand by**

Explanation

The application is started in foreground execution mode.

User response

None.

FPEF128 **This information format cannot have extension information**

Explanation

An attempt has been made to specify extension information for an output data set in foreground mode. Only input data sets can have extension information.

User response

Correct the input.

FPEF130 **<V1> is not a valid action code. Valid codes are: /, <V2>, I, R, D, C, M, A, and B**

Explanation

An action code other than those listed was used.

- <V1> is the invalid action code.
- <V2> is the country-designated character.

User response

Use a valid action code.

FPEF131 **<V1> is not a valid action code. Valid codes are: I, R, D, C, M, A, and B**

Explanation

An action code other than those listed was used.

- <V1> is the invalid action code.

User response

Use a valid action code.

FPEF132 **Use I action code to insert rows. Use Insert only when no rows exist**

Explanation

None.

User response

Use I to insert rows.

FPEF133 **Invalid SORT column specified**

Explanation

None.

User response

Specify a valid sort column.

FPEF134 **Invalid FIND command. Syntax: 'Find column argument (operator)'**

Explanation

None.

User response

Correct the syntax.

FPEF135 **Invalid FIND column specified**

Explanation

None.

User response

Specify a valid find column.

FPEF136 **Invalid FIND operator. Valid operators are: EQ, NE, LT, GE, GT, and LE**

Explanation

None.

User response

Specify a valid operator.

FPEF137	Move/Copy is pending. Complete MOVE or COPY command, or 'RESET' command
----------------	--

Explanation

None.

User response

Complete the MOVE or COPY command or use RESET.

FPEF138	<V1> is not a valid line command. Either correct it or blank it out
----------------	--

Explanation

None.

- <V1> is the invalid line command.

User response

Correct the input or blank it out.

FPEF140	Command conflict. Complete BLOCK command before entering other commands
----------------	--

Explanation

None.

User response

Complete the BLOCK command.

FPEF141	BLOCK command has an invalid amount
----------------	--

Explanation

None.

User response

Correct the input.

FPEF142	BLOCK command incomplete. Enter a matching command to complete the BLOCK command pair
----------------	--

Explanation

None.

User response

Correct the input.

FPEF143	BLOCK command has an invalid numeric amount
----------------	--

Explanation

None.

User response

Correct the input.

FPEF144	An RR command has an invalid amount
----------------	--

Explanation

None.

User response

Correct the input.

FPEF150	REPLACE should not be specified without the TABLE command
----------------	--

Explanation

REPLACE is a subcommand of TABLE. Therefore, REPLACE is meaningless unless you have specified TABLE as well.

User response

Specify REPLACE together with the TABLE command.

FPEF151	User ID should be 8 characters or less
----------------	---

Explanation

None.

User response

Specify USERID with a length of 8 characters or less.

FPEF152	Table name should be 10 characters or less
----------------	---

Explanation

None.

User response

Specify TABLE NAME with a length of 10 characters or less.

FPEF153 **KEEPDICTIONARY should not be specified without the TABLE command**

Explanation

KEEPDICTIONARY is a subcommand of TABLE. Therefore, KEEPDICTIONARY is meaningless unless you have specified TABLE as well.

User response

Specify KEEPDICTIONARY together with the TABLE command.

FPEF501 **This character is invalid. Valid characters are A-Z, @, #, \$, and ***

Explanation

A not valid character has been entered at the cursor position. Valid characters are identified in the message text.

User response

Correct the input.

FPEF502 **This character is invalid. Valid characters are A-Z, @, #, and \$**

Explanation

A not valid character has been entered at the cursor position. Valid characters are identified in the message text.

User response

Correct the input.

FPEF503 **This character is invalid. Valid characters are A-Z, 0-9, @, #, \$, _, -, and ***

Explanation

A not valid character has been entered at the cursor position. Valid characters are identified in the message text.

User response

Correct the input.

FPEF504 **No connection type matches this field value. Valid connection types are TSO, DB2CALL, CICS®, DLI-BTCH, IMS-MPP, IMS-BMP, IMS-TBMP, IMS-CNTL, SYST-DIR, and APPL-DIR**

Explanation

A not valid connection type has been entered. The valid connection types are identified in the message text.

User response

Correct the input.

FPEF505 **Location name begins with a < and must end with a > or ***

Explanation

Location names can be enclosed in 'less than' (<) and 'greater than' (>) symbols. The name at the cursor position did not end with a > or a *

User response

Correct the input.

FPEF506 **This character is invalid. Valid characters are A-Z, @, #, \$, <, and ***

Explanation

A not valid character has been entered at the cursor position. Valid characters are identified in the message text.

User response

Correct the input.

FPEF507 **This character is invalid. Valid characters are A-Z, 0-9, @, #, \$, _, and -**

Explanation

A not valid character has been entered at the cursor position. Valid characters are identified in the message text.

User response

Correct the input.

FPEF508 **Location name begins with a < and must end with a >**

Explanation

Location names can be enclosed in 'less than' (<) and 'greater than' (>) symbols. The name at the cursor position did not end with a >.

User response

Correct the input.

FPEF509 **An * may not be followed by other characters**

Explanation

An * can only appear on its own without any following characters.

User response

Correct the input.

FPEF510 **This character is invalid. Valid characters are A-Z, 0-9, @, #, \$, _, -, * and .**

Explanation

A not valid character has been entered at the cursor position. Valid characters are identified in the message text.

User response

Correct the input.

FPEF511 **This character is invalid. Valid characters are A-Z, 0-9, @, #, \$, <, and ***

Explanation

A not valid character has been entered at the cursor position. Valid characters are identified in the message text.

User response

Correct the input.

FPEF512 **This character is invalid. Valid characters are A-Z, 0-9, @, #, \$, and ***

Explanation

A not valid character has been entered at the cursor position. Valid characters are identified in the message text.

User response

Correct the input.

FPEF600 **Editing already in progress in this ISPF logical screen**

Explanation

An attempt was made to perform Data Set Maintenance, but the function was already active on this ISPF logical screen. You can have only one Data Set Maintenance selection function active on a logical screen at a time.

User response

Close, then restart the application. If the problem recurs, terminate the ISPF logical screen.

FPEF601 **<V1>**

Explanation

An error was detected when opening a data set using Data Set Maintenance. This message is accompanied by ISPF or TSO/E messages.

- <V1> is the ISPF or TSO/E message text.

User response

See the *OS/390® ISPF Services Guide* or *z/OS TSO/E Messages* for specific message information. Correct the errors indicated by the messages.

FPEF602 **Member name should not be specified**

Explanation

The correlation data set that is being used by Data Set Maintenance is sequential and does not require a member name.

User response

Correct the input.

FPEF603 **Member name required when data set is partitioned**

Explanation

The correlation data set which is being used by Data Set Maintenance is partitioned and requires a member name to be specified.

User response

Correct the input.

FPEF604 **Data set must be partitioned**

Explanation

The DPMPARMS data set must be partitioned.

User response

Correct the data set specification.

FPEF606 **Data set record format must be fixed**

Explanation

The correlation and DPMPARMS data sets must have fixed-length records.

User response

Correct the data set specification.

FPEF607 **Data set record format must be variable**

Explanation

The exception threshold data set must have variable-length records.

User response

Correct the data set specification.

FPEF608 **An error occurred while updating the data set. ISPF message is: <V1>**

Explanation

An unexpected error occurred when updating the data set. This can be accompanied by other messages.

- <V1> is the ISPF message text.

User response

Correct the condition indicated by the other messages and try again.

FPEF609 **Member is being updated by you or another user**

Explanation

None.

User response

Wait until the member is available.

FPEF610 **Offset field must be numeric in the range of 0 to 11**

Explanation

None.

User response

Correct the input.

FPEF611 **Length field must be numeric in the range of 1 to 8**

Explanation

None.

User response

Correct the input.

FPEF612 **Length value required when offset is specified**

Explanation

None.

User response

Correct the input.

FPEF613 **Offset value required when length is specified**

Explanation

None.

User response

Correct the input.

FPEF614 **Sum of offset and length cannot exceed 12 bytes**

Explanation

None.

User response

Correct the input.

FPEF616 Specify all blanks or all zeros for default translation

Explanation

None.

User response

Correct the input.

FPEF617 Length field must be numeric in the range of 0 to 8

Explanation

None.

User response

Correct the input.

FPEF618 Error initializing correlation processing. Error detected in member CORRDATA in data set <V1>

Explanation

An error was detected in the correlation translation data set.

- <V1> is the name of the data set.

To ensure the correct specification of the parameters, you can use the Correlation Translation Data Set editor.

User response

See the previously issued messages to solve the problem.

FPEF622 Generic * only allowed as the last character

Explanation

None.

User response

Correct the input.

FPEF624 Compare must be '>' or '<'

Explanation

None.

User response

Correct the input.

FPEF625 Value cannot be a negative number

Explanation

None.

User response

Correct the input.

FPEF626 Value cannot be zero when compare is '<'

Explanation

None.

User response

Correct the input.

FPEF627 A value must be specified for warning, problem, or both

Explanation

None.

User response

Correct the input.

FPEF628 Warning must be less than problem when compare is '>'

Explanation

You cannot specify a higher value for warning than for problem when the operator is >.

User response

Correct the input.

FPEF629 Warning must be greater than problem when compare is '<'

Explanation

You cannot specify a higher value for problem than for warning when the operator is <.

User response

Correct the input.

FPEF630	DB2 names must begin with a letter
----------------	---

Explanation

None.

User response

Correct the input.

FPEF631	Invalid character found in DB2 name
----------------	--

Explanation

None.

User response

Correct the input.

FPEF632	There is no entry following the one currently displayed
----------------	--

Explanation

You have reached the last panel of exception field details.

User response

None.

FPEF633	There is no previous entry, this is the first entry
----------------	--

Explanation

You have reached the first panel of exception field details.

User response

None.

FPEF634	The format of the exception threshold data set will be converted to the current format
----------------	---

Explanation

None.

User response

None. If you wish to prevent the conversion, press F12.

FPEF640	Location names should begin with a letter
----------------	--

Explanation

None.

User response

Correct the input.

FPEF641	Invalid character found in location name
----------------	---

Explanation

None.

User response

Correct the input.

FPEF642	Enter either 1 or 2
----------------	----------------------------

Explanation

None.

User response

Correct the input.

FPEF643	Package fields are not supported per commit, minute, or second basis
----------------	---

Explanation

None.

User response

Correct the input.

FPEF651	Logical record length should be at least 184
----------------	---

Explanation

An exception threshold data set must have a record length of 184 or greater.

User response

Correct the data set specification.

FPEF652	Data set should be sequential or partitioned
----------------	---

Explanation

An exception threshold data set must be sequential or partitioned.

User response

Correct the data set specification.

FPEF653	Logical record length must be 80
----------------	---

Explanation

A data set has been specified for location or correlation translation data set maintenance which does not have a logical record length of 80.

User response

Correct the data set specification.

FPEF654	Unable to enqueue data set. ISPF message is: <V1>
----------------	--

Explanation

An error occurred while attempting to enqueue the data set requested for data set maintenance.

- <V1> is the text of the ISPF message.

User response

Correct the error indicated by the ISPF message.

FPEF701	This value must be a percentage, for example 10.00 is 10%
----------------	--

Explanation

None.

User response

Correct the input.

FPEF702	This is an incorrect SYOUT specification for foreground processing
----------------	---

Explanation

None.

User response

Correct the input.

FPEF703	This is an input data set and cannot be directed to SYOUT
----------------	--

Explanation

None.

User response

Correct the input.

FPEF704	This is an incorrect SYOUT specification for background processing
----------------	---

Explanation

None.

User response

Correct the input.

FPEF990	The application identifier <V1> is incorrect
----------------	---

Explanation

You are invoking an EXEC with a NEWAPPL of FPEF. You should not invoke this EXEC with the NEWAPPL keyword.

- <V1> is FPEF.

User response

Delete the copy of FPEFPROF in your ISPF profile data set, then invoke this EXEC again.

FPEF991	This application dialog is executing on an unsupported release of ISPF
----------------	---

Explanation

You are executing OMEGAMON XE for DB2 PE on a release of ISPF before version 3 release 5.

User response

The minimum requirement for the current OMEGAMON XE for DB2 PE version is ISPF 3.5.

FPEF992	The ISPF command table is not current
----------------	--

Explanation

The EXIT and CANCEL commands are not defined in the ISPF command table ISPCMDS. The most common reason for the missing commands is that in a prior release of ISPF (which did not have the commands EXIT and CANCEL) the ISPCMDS command table was customized. When the updated release of ISPF was installed, rather than customizing the new ISPCMDS command table, the one for the previous release was carried over.

User response

Install the correct version of ISPCMDS and perform whatever customization is necessary.

FPEF993 The RKO2EXEC library is not available

Explanation

The RKO2EXEC library has not been allocated to either the SYSEXEC or SYSPROC files. This problem should only occur in an MVS/XA environment.

User response

If your environment is MVS/XA, ensure that the RKO2EXEC library (or its contents) is available in either the SYSEXEC or SYSPROC files. If your environment is not MVS/XA, then the FPEJINIT EXEC has been incorrectly modified or the installation of OMEGAMON XE for DB2 PE is incomplete. See your system programmer for assistance.

FPEF994 The application profile pool is unusable

Explanation

The FPEFPROF member in your ISPF profile data set does not contain the name of the OMEGAMON XE for DB2 PE profile extension pool. This situation should only occur when the FPEFPROF member was created by an application other than OMEGAMON XE for DB2 PE, or the product version of the FPEFPROF has been corrupted.

User response

Delete the FPEFPROF member from your ISPF profile data set and then restart OMEGAMON XE for DB2 PE. If the problem recurs, contact IBM support.

FPEF995 Incompatible application profile pool detected

Explanation

The currently active OMEGAMON XE for DB2 PE profile extension pool is incompatible with the OMEGAMON XE for DB2 PE application being started. This can happen when ISPF opens profile extension pools in shared mode, so the first opened pool is used by all subsequent executions of OMEGAMON XE for DB2 PE. OMEGAMON XE for DB2 PE releases are only backward compatible, not forward compatible.

User response

Start the latest release level OMEGAMON XE for DB2 PE application first, then start other OMEGAMON XE for DB2 PE applications.

FPEF996 Incompatible code levels detected. The executable code is release <V1>, whereas the non-executable code is release <V2>

Explanation

The release level of the Host Online Monitor application executable code is not the same as the release of the panels, messages, and tables.

- <V1> is the release of the executable code.
- <V2> is the release of the panels, messages, and tables.

User response

Ensure that the correct value has been specified for the system LNKST concatenation option during the customization of interactive defaults. Ensure also that the FPEJINIT EXEC procedure has been customized correctly.

Chapter 11. FPEI - I/O Activity report set messages

FPEI0001W **I/O ACTIVITY IS MISSING THE
END RECORD FOR IFCID <V1>.
EVENT IS BUFFER POOL READ**

Explanation

The beginning of the buffer pool read event was detected during I/O activity reduction, and no matching end event was found. The record is ignored.

- <V1> is the begin-event record identification number.

User response

None.

FPEI0002W **I/O ACTIVITY IS MISSING THE
END RECORD FOR IFCID <V1>.
EVENT IS BUFFER POOL WRITE**

Explanation

The beginning of the buffer pool write event was detected during I/O activity reduction, and no matching end event was found. The record is ignored.

- <V1> is the begin-event record identification number.

User response

None.

FPEI0003W **I/O ACTIVITY IS MISSING THE
END RECORD FOR IFCID <V1>.
EVENT IS EDM POOL REQUEST**

Explanation

The beginning of the EDM pool request event was detected during I/O activity reduction, and no matching end event was found. The record is ignored.

- <V1> is the begin-event record identification number.

User response

None.

FPEI0004W **I/O ACTIVITY IS MISSING THE
END RECORD FOR IFCID <V1>.
EVENT IS BSDS/ACTIVE LOG READ
I/O**

Explanation

The beginning of the BSDS/active log Read I/O event was detected during I/O activity reduction, and no matching end event was found. The record is ignored.

- <V1> is the begin-event record identification number.

User response

None.

FPEI0005W **I/O ACTIVITY IS MISSING THE
END RECORD FOR IFCID <V1>.
EVENT IS ACTIVE/ARCHIVE LOG
NON-I/O WAIT**

Explanation

The beginning of the active/archive log non-I/O wait event was detected during I/O activity reduction, and no matching end event was found. The record is ignored.

- <V1> is the begin-event record identification number.

User response

None.

FPEI0006W **I/O ACTIVITY IS MISSING THE
END RECORD FOR IFCID <V1>.
EVENT IS ACTIVE LOG WRITE I/O**

Explanation

The beginning of the active log Write I/O event was detected during I/O activity reduction, and no matching end event was found. The record is ignored.

- <V1> is the begin-event record identification number.

User response

None.

FPEI0007W **I/O ACTIVITY IS MISSING THE
END RECORD FOR IFCID <V1>.
EVENT IS ARCHIVE LOG WRITE
I/O**

Explanation

The beginning of the archive log Write I/O event was detected during I/O activity reduction, and no matching end event was found. The record is ignored.

- <V1> is the begin-event record identification number.

User response

None.

FPEI0008W	I/O ACTIVITY IS MISSING THE END RECORD FOR IFCID <V1>. EVENT IS ARCHIVE LOG READ I/O
------------------	---

Explanation

The beginning of the archive log Read I/O event was detected during I/O activity reduction, and no matching end event was found. The record is ignored.

- <V1> is the begin-event record identification number.

User response

None.

FPEI0009W	I/O ACTIVITY IS MISSING THE END RECORD FOR IFCID <V1>. EVENT IS BSDS WRITE I/O
------------------	---

Explanation

The beginning of the BSDS Write I/O event was detected during I/O activity reduction, and no matching end event was found. The record is ignored.

- <V1> is the begin-event record identification number.

User response

None.

FPEI0100S	THE SPECIFIED ORDERING SEQUENCE IS NOT SUPPORTED.
------------------	--

Explanation

If the ordering sequence contains PARTNBR together with other criteria the buffer pool report will only be ordered and created if PARTNBR is preceded by PAGESET.

User response

If PARTNBR is your favourite criteria then specify an order sequence that contains PAGESET before PARTNBR. Then rerun the job.

FPEI0600S	EXCEPTIONAL CONDITION OCCURRED WHILE PROCESSING I/O ACTIVITY. MAIN STORAGE ALLOCATION FAILED
------------------	---

Explanation

There was insufficient storage available to continue processing.

User response

Increase the region size and rerun the job.

FPEI0610S	EXCEPTIONAL CONDITION OCCURRED WHILE PROCESSING I/O ACTIVITY. MAIN STORAGE RELEASE FAILED
------------------	--

Explanation

An attempt to release main storage failed.

User response

Rerun the job. If the problem recurs, contact IBM support.

FPEI0750S	PUT FUNCTION FAILED ON DDNAME <V1> WHILE EXTERNALIZING REDUCED RECORDS
------------------	---

Explanation

An error occurred when writing records to the I/O activity REDUCE work data set.

- <V1> is the ddname.

User response

Check for system messages detailing the problem.

FPEI1241I	I/O ACTIVITY REDUCE COMPLETE
------------------	-------------------------------------

Explanation

I/O activity REDUCE processing is completed.

User response

None.

FPEI4000I **NO DATA TO REDUCE FOR I/O
ACTIVITY**

Explanation

There was no data available for the IOACTIVITY(REDUCE) subcommand.

User response

Check the INCLUDE/EXCLUDE and FROM/TO specifications in REDUCE and GLOBAL.

FPEI4500S **INITIALIZATION FAILED FOR I/O
ACTIVITY LIST. INSUFFICIENT
STORAGE AVAILABLE**

Explanation

There was insufficient storage available to continue processing.

User response

Increase the region size and rerun the job.

FPEI4510S **EXCEPTIONAL PROCESSING
CONDITION WHILE GENERATING
I/O ACTIVITY LIST.
INSUFFICIENT STORAGE
AVAILABLE**

Explanation

There was insufficient storage available to continue processing.

User response

Increase the region size and rerun the job.

Chapter 12. FPEJ - Installation and Configuration messages

FPEJ000 **This field must be completed**

Explanation

The field at the cursor position must not be blank.

User response

Enter a valid value.

FPEJ001 **Invalid name - type up to 8 alphanumeric characters, the first of which must be alphabetic**

Explanation

The value entered into this field is not valid.

User response

Enter an alphanumeric value with a length of up to 8 characters where the first character is alphabetic.

FPEJ002 **Invalid name - type up to 4 alphanumeric characters, the first of which must be alphabetic**

Explanation

The subsystem name is not valid.

User response

Enter an alphanumeric value with a length of up to 4 characters where the first character is alphabetic.

FPEJ003 **Invalid data set name - type one or more qualifiers separated by periods. Each qualifier must be up to 8 alphanumeric characters, the first of which must be alphabetic**

Explanation

The load library data set name is not valid.

User response

Enter a valid data set name into the field.

FPEJ004 **Use '/' to select this option**

Explanation

The option was selected using a character other than a slash (/).

User response

Enter a slash (/) to select the option or leave the selection field blank.

FPEJ007 **User requested CANCEL - no customization values have been saved**

Explanation

The customization dialog was canceled by the user. The customization values remain unchanged.

User response

None.

FPEJ008 **Customization values have been saved**

Explanation

The previous customization values have been replaced.

User response

None.

FPEJ009 **ISPF encountered an error performing a <V1> on the profile pool extension table (<V2>) in the data set <V3>. The return code was <V4>. The ISPF message was <V5>**

Explanation

An unexpected ISPF error occurred.

- <V1> is the name of the ISPF function.
- <V2> is the name of the table.
- <V3> is the name of the data set where the table resides.
- <V4> is the return code.
- <V5> is the associated ISPF error message.

User response

Ensure that you are authorized to update the data set and try again. If the problem recurs, contact IBM support.

FPEJ010 **The command that was entered is not recognized**

Explanation

The customization dialog could not recognize the command entered.

User response

Enter a valid command.

FPEJ011 **The indicated value has an incorrect number of decimal digits**

Explanation

The value typed into the field is not valid.

User response

Enter a valid value.

FPEJ012 **The indicated value is not acceptable because it is higher than the maximum permitted or negative**

Explanation

The value typed into the field is not valid.

User response

Enter a valid value.

FPEJ013 **The indicated value is not acceptable because it is not numeric**

Explanation

The value typed into the field is not valid.

User response

Enter a valid numeric value.

FPEJ014 **The Diagnosis Rules of Thumb have not been saved**

Explanation

The user canceled the diagnosis rules of thumb dialog but not the whole customization dialog. All customization values except for the diagnosis rules of thumb have been replaced.

User response

None.

FPEJ015 **ISPF encountered an error performing a <V1> on the profile pool extension table (<V2>) in the data set <V3>. The return code was <V4>. The ISPF message was <V5>. The parameters have not been saved**

Explanation

An unexpected ISPF error has occurred.

- <V1> is the name of the ISPF function.
- <V2> is the name of the table.
- <V3> is the name of the data set where the table resides.
- <V4> is the return code.
- <V5> is the ISPF message.

User response

Ensure that you are authorized to update the data set and try again.

FPEJ016 **The Diagnosis Rules of Thumb have been saved**

Explanation

The previous rules-of-thumb values have been replaced.

User response

None.

FPEJ017 **The customization values have not been changed**

Explanation

You have not changed the customization values.

User response

None.

FPEJ019 **The <V1> module call was with the wrong key <V2>**

Explanation

You have invoked the OMEGAMON XE for DB2 PE activation module using a not valid key.

- <V1> is the name of the module invoked.
- <V2> is the key passed to the module.

User response

Invoke the OMEGAMON XE for DB2 PE activation module using the same key as provided in the exec procedure on the SMPE tape.

FPEJ020 **Dynamic allocation of SYSIN work data set failed. RC <V1>. The Performance Expert Try mode is not activated**

Explanation

The OMEGAMON XE for DB2 PE activation module tries to dynamically allocate a temporary data set to ddname SYSIN with disposition NEW. The MVS service returns with a bad return code. The activation module terminates. No action is performed.

- <V1> is the return code.

User response

Ensure that standard dynamic allocation within a program works and that SYSIN can be used as ddname.

FPEJ021 **Dynamic allocation of DB2 PE load library <V1> failed. RC <V2>. The Performance Expert Try mode is not activated**

Explanation

The OMEGAMON XE for DB2 PE activation module tries to dynamically allocate the OMEGAMON XE for DB2 PE load library to ddname SYSLIB with disposition SHR. The MVS service returns with a bad return code. The activation module terminates. No action is performed.

- <V1> is the name of the load library.
- <V2> is the return code.

User response

Ensure that you enter the invocation exec fully qualified and that the OMEGAMON XE for DB2 PE

load library has the same high-level qualifiers as the invocation exec.

FPEJ022 **The module containing the Try program authorization has been corrupted. The Performance Expert Try mode of is not activated**

Explanation

The data on the activation module controlling the try mode is different from the data on the delivery tape. No action is performed.

User response

Reinstall the product.

FPEJ023 **The update of DB2 Performance Expert load library <V1> failed. The Performance Expert Try mode is not activated**

Explanation

A fatal error has occurred. The reason of the failure is reported by one or more preceding MVS system messages.

- <V1> is the name of the load library.

User response

Ensure that OMEGAMON XE for DB2 PE is installed properly as described in the program directory. Resolve the reason of the failure following the advise of the MVS system messages.

FPEJ024 **The Performance Expert Try mode has already been activated**

Explanation

The mask for the try mode has already been set by an earlier execution of this exec. No action is performed.

User response

If OMEGAMON XE for DB2 PE functions can no longer be processed because the try time has ended, contact the person responsible for ordering OMEGAMON XE for DB2 PE.

FPEJ025 **Open, Write, or Close to SYSIN work data set failed. RC <V1>. The Performance Expert Try mode is not activated**

Explanation

When trying to write to the temporary data set allocated to ddname SYSIN, the MVS data access services reported an error, which is indicated by the return code. No action is performed.

- <V1> is the return code.

User response

Correct the error that caused the MVS access services failure.

FPEJ029 **The Performance Expert Try mode has been successfully activated**

Explanation

You have set the try mode of OMEGAMON XE for DB2 PE. All functions are available until the end of the try time.

User response

None.

FPEJ030 **The unit group name has been successfully changed to <V1>**

Explanation

None.

- <V1> is the new unit group name.

User response

None.

FPEJ031 **Module FPEUUNIT not found. The update of the unit group name could not be processed**

Explanation

The unit group name has not been changed.

User response

Check the OBJ library and your link step for member FPEUUNIT, which should be included in load module FPEUFUDA. Reinstall the TKANMOD library.

FPEJ032 **The update of the unit group name has failed. The unit group name <V1> is not activated**

Explanation

The unit group name could not be changed as requested.

- <V1> is the requested new unit group name.

Possible reasons for the failure can be:

- No write access to the TKANMOD library.
- A permanent I/O error occurred on the device where the TKANMOD library resides.
- The TKANMOD library is corrupted.

User response

Check the access authority and change it if necessary, or reinstall the TKANMOD library. If the problem recurs, contact IBM support.

Chapter 13. FPEL - Locking report set messages

FPEL0600S **EXCEPTIONAL CONDITION
OCCURRED DURING PROCESSING
OF LOCKING. MAIN STORAGE
ALLOCATION FAILED**

Explanation

There was not sufficient storage available to continue processing.

User response

Increase the region size and rerun the job.

FPEL0610S **EXCEPTIONAL CONDITION
OCCURRED DURING PROCESSING
OF LOCKING. MAIN STORAGE
RELEASE FAILED**

Explanation

An attempt to release storage failed.

User response

Rerun the job. If the problem recurs, contact IBM support.

FPEL0750S **PUT FUNCTION FAILED
ON DDNAME <V1> WHILE
EXTERNALIZING REDUCED
RECORDS**

Explanation

An error occurred when writing records to the locking REDUCE work data set.

- <V1> is the ddname.

User response

Check for system messages detailing the problem.

FPEL1241I **LOCKING REDUCE COMPLETE**

Explanation

Locking REDUCE processing is completed.

User response

None.

FPEL1245I **LOCKING <V1> COMPLETE. <V2>
RECORDS WRITTEN TO DDNAME
<V3>**

Explanation

Locking function is completed.

- <V1> is the function type.
- <V2> is the number of records written.
- <V3> is the ddname to which the records are written.

User response

None.

FPEL1246S **UNSUCCESSFUL ATTEMPT
WRITING TO FILE DATA SET FOR
LOCKING**

Explanation

An error occurred when writing to the File data set.

User response

Check for system messages detailing the problem.

FPEL1247S **UNSUCCESSFUL ATTEMPT
WRITING TO THE SPREADSHEET
DATA SET OF LOCKING**

Explanation

An error occurred when writing to the SPREADSHEET data set.

User response

Check for system messages in DPMLOG detailing the problem.

FPEL4000I **NO DATA TO PROCESS FOR
LOCKING**

Explanation

There was no data available for the locking function.

User response

Check the INCLUDE/EXCLUDE and FROM/TO specifications in GLOBAL and all specified LOCKING functions (REDUCE, TRACE, and FILE).

**FPEL4500S INITIALIZATION FAILED FOR
LOCKING LIST. INSUFFICIENT
STORAGE AVAILABLE**

Explanation

There was insufficient storage available to continue processing.

User response

Increase the region size and rerun the job.

**LOCKING LIST. INSUFFICIENT
STORAGE AVAILABLE**

Explanation

There was insufficient storage available to continue processing.

User response

Increase the region size and rerun the job.

**FPEL4510S EXCEPTIONAL PROCESSING
CONDITION WHILE GENERATING**

Chapter 14. FPEM - Online Monitor messages

FPEM0005W **Data not available. Monitor trace may not be active**

Explanation

The DB2 monitor trace might not be active for the DB2 subsystem to which you are currently connected. Monitor trace class 1 must be active for the Online Monitor to operate successfully.

User response

If the monitor trace is not active, start the monitor trace. Class 1 is required; classes 2 and 3 are optional.

FPEM001 **<V1> command not valid in this panel. Valid commands are DB2, COLLECT, LOOK, REINIT, OPTIONS, and HISTORY**

Explanation

The command you entered is not available in the current panel.

- <V1> is the command you entered.

User response

Enter one of the following commands:

DB2

To enter a DB2 command

COLLECT

To display the Report Data menu

LOOK

To display the Look Selections menu

REINIT

To restart the exception processor

OPTIONS

To set default options

HISTORY

To display HISTORY status or invoke HISTORY mode.

FPEM002 **Unrecognized command. Valid commands for this panel are DB2, COLLECT, LOOK, REINIT, OPTIONS, and HISTORY**

Explanation

The command you entered could not be recognized.

User response

Enter one of the following commands:

DB2

To enter a DB2 command

COLLECT

To display the Report Data menu

LOOK

To display the Look Selections menu

REINIT

To restart the exception processor

OPTIONS

To set default options

HISTORY

To display HISTORY status or invoke HISTORY mode.

FPEM003 **Jump selection <V1> is not valid. Enter a valid selection**

Explanation

The menu selection you entered was not valid.

- <V1> is the jump selection you entered.

User response

Correct the input.

FPEM004 **Enter a valid selection**

Explanation

The menu selection you entered was not valid.

User response

Correct the input.

FPEM005 **Data not available. Monitor trace may not be active**

Explanation

The DB2 monitor trace might not be active for the DB2 subsystem to which you are currently connected. Monitor trace class 1 must be active for the Online Monitor to operate successfully.

User response

If the monitor trace is not active, start the monitor trace. Class 1 is required; classes 2 and 3 are optional.

FPEM0060W No history data found

Explanation

No history data was found for the function being monitored. In the case of thread details, this message is issued if the thread has terminated.

User response

None.

FPEM0061W Partial history data returned

Explanation

None.

User response

None.

FPEM0062E Unable to allocate return area

Explanation

An error occurred in the allocation of storage for the return area.

User response

See your system programmer.

FPEM0063W Near-term history data is no longer available. Current data now being obtained

Explanation

None.

User response

None.

FPEM006 Enter 1 or 2

Explanation

None.

User response

Enter 1 or 2.

FPEM0070E The server is not active

Explanation

None.

User response

Start the server.

FPEM0071E You have been disconnected from the server

Explanation

None.

User response

If you require the history function, go to OPTIONS and select a server if available, otherwise, no action is required.

FPEM0073E You have not been connected to DB2 yet

Explanation

None.

User response

None.

FPEM007 The Online Monitor is not active

Explanation

The DB2, LOOK, or REINIT command has been entered, but the Online Monitor is not currently active.

User response

Activate the Online Monitor.

FPEM008 Enter 1 (Mod) or 2 (Old)

Explanation

The data set disposition must be 1 or 2.

User response

Enter 1 or 2.

FPEM009 Select only one item from the list

Explanation

Multiple item selections are not allowed.

User response

Select one item from the list.

FPEM011 **An unusual condition has occurred in one of the Collect facility subtasks. Check Collect Messages for subtask <V1>**

Explanation

A problem has been detected in a collect facility subtask.

- <V1> is the name of the collect facility subtask.

User response

Review the collect facility message log and take the appropriate action.

FPEM012 **An unusual condition has occurred in the Periodic Exception subtask. Check the Periodic Exception Message Log**

Explanation

A problem has been detected in the periodic exception subtask.

User response

Review the periodic message log and take the appropriate action.

FPEM013 **The Collect facility subtask <V1> has had an OP buffer overrun**

Explanation

An OP buffer overrun has occurred during the execution of the collect facility subtask.

- <V1> is the name of the collect facility subtask.

User response

None. However, if OP buffer overflows occur frequently, then the following ISPF profile pool variables should be modified during installation of the Online Monitor:

MAIFIBUF

This variable defaults to 512 KB and represents the OP buffer size for DB2 to use.

MAREADAT

This variable defaults to 410 KB and represents the OP buffer threshold value. When the OP buffer reaches this threshold value, DB2 notifies

the subtask which, in turn, will issue a READA command to copy the trace records.

FPEM014 **An unusual condition has occurred in the exception notification subtask of the Collect facility**

Explanation

The exception notification subtask of the Collect facility that checks for periodic exceptions and exception events has failed. Insufficient region size of your TSO/E session may be the primary cause of this problem.

User response

Increase the region size of the TSO/E session or terminate concurrently running ISPF applications before trying to restart the Collect facility. If the problem recurs, contact IBM support and quote any messages that appear in the panel.

FPEM015 **An error has occurred initializing the Collect facility subtask <V1>**

Explanation

A problem has been detected during initialization of the Collect facility subtask, because there was insufficient storage available.

- <V1> is the name of the collect facility subtask.

User response

Increase the region size and try again. If the problem recurs, contact IBM support.

FPEM016 **<V1> command not valid in this panel. Valid commands are COLLECT, LOOK, REINIT, OPTIONS, and HISTORY**

Explanation

The command you entered is not available in the current panel.

- <V1> is the command you entered.

User response

Enter one of the following commands:

COLLECT

To display the Report Data menu

LOOK

To display the Look Selections menu

REINIT

To restart the exception processor

OPTIONS

To set default options

HISTORY

To display HISTORY status or invoke HISTORY mode.

FPEM017 **Unrecognized command. Valid commands for this panel are COLLECT, LOOK, REINIT, OPTIONS, AND HISTORY**

Explanation

The command you entered could not be recognized.

User response

Enter one of the following commands:

COLLECT

To display the Report Data menu

LOOK

To display the Look Selections menu

REINIT

To restart the exception processor

OPTIONS

To set default options

HISTORY

To display HISTORY status or invoke HISTORY mode.

FPEM018 **DB2 command not allowed because it is already active**

Explanation

You must not invoke this DB2 command from a panel displayed by the DB2 command.

User response

Exit the DB2 output panel, then reissue the DB2 command.

FPEM019 **Subtask <V1> was not attached (RC <V2>). The application cannot continue.**

Explanation

OMEGAMON XE for DB2 PE stopped because an error occurred during the ATTACH of a subtask.

- <V1> is the number of the subtask that could not be attached:

1

Periodic exceptions subtask

2

Collect facility subtask A

3

Collect facility subtask B

4

Collect facility subtask C

5

Collect facility subtask D

6

Collect facility exceptions notification subtask

7

Collect facility subtask for Buffer Pool Analyzer.

- <V2> is the return code from the ATTACH macro.

User response

See the *z/OS MVS Programming: Authorized Assembler Services Reference* for an explanation of the return code from the ATTACH macro.

FPEM020 **This command is not available from this function**

Explanation

The function you are in does not recognize the command entered.

User response

Try another command or exit the function.

FPEM021 **Maximum DB2 command functions exceeded**

Explanation

The maximum number of nested DB2 functions has been exceeded.

User response

Return to the Main Menu and resume the DB2 function.

FPEM022 **Internal error - DB2 command output table not created**

Explanation

An internal error has been detected in the DB2 command function.

User response

Try to issue the command again. If the problem recurs, contact IBM support.

FPEM024 **Subsystem <V1> not available. RC <V2>, REASON <V3>**

Explanation

A DB2 command has been issued, but the Online Monitor is not connected to DB2.

- <V1> is the DB2 subsystem ID.
- <V2> is the Call Attach Facility (CAF) return code.
- <V3> is the CAF reason code.

User response

See *DB2 Messages and Codes* (or the corresponding manual of the DB2 version you have installed) for an explanation of the return and reason codes to determine why connection to DB2 failed, and respond accordingly.

FPEM030 **<V1> command not valid in this panel. Valid commands are DB2, REINIT, OPTIONS, HISTORY, and COLLECT**

Explanation

The command you entered is not available in the current panel.

- <V1> is the command you entered.

User response

Enter one of the following commands:

DB2

To enter a DB2 command

REINIT

To restart the exception processor

OPTIONS

To set default options

HISTORY

To display history status

COLLECT

To display the Report Data menu.

FPEM031 **Unrecognized command. Valid commands for this panel are DB2, REINIT, OPTIONS, HISTORY, and COLLECT**

Explanation

An unrecognized command was entered.

User response

Enter one of the following commands:

DB2

To enter a DB2 command

REINIT

To restart the exception processor

OPTIONS

To set default options

HISTORY

To display history status

COLLECT

To display the Report Data menu.

FPEM032 **LOOK command not allowed because it is already active**

Explanation

The LOOK command cannot be invoked within the LOOK function.

User response

Return to the LOOK selection menu to select the LOOK function required.

FPEM033 **Invalid selection <V1>. Valid selections are 1 through 3**

Explanation

A not valid selection code was entered.

- <V1> is the selection you entered.

User response

Correct the input.

FPEM035 **No periodic exception messages have been written**

Explanation

None.

User response

None.

FPEM036 **No periodic exceptions have occurred**

Explanation

None.

User response

None.

FPEM037 Selected exception does not match current SSID <V1>

Explanation

The exception you wish to select does not occur in this subsystem.

- <V1> is the DB2 subsystem ID.

User response

Change your subsystem to the SSID where the exception occurred by selecting Options on the Online Monitor Main Menu, and then DB2 Subsystem.

FPEM038 No display exceptions have occurred

Explanation

None.

User response

None.

FPEM039 Invalid selection <V1>. Valid selections are 1 through 6

Explanation

The selection made was not valid.

- <V1> is the invalid selection.

User response

Enter a valid selection.

FPEM040 Autodisplay activated. Refresh every <V1> <V2>. Press ATTN to terminate

Explanation

Autodisplay has just been activated.

- <V1> is the interval duration.
- <V2> is the interval unit in seconds or minutes.

User response

None.

FPEM041 Autodisplay. Refresh every <V1> <V2>. Press ATTN to terminate

Explanation

Autodisplay is active.

- <V1> is the AUTODISPLAY interval duration.
- <V2> is the AUTODISPLAY interval unit in seconds or minutes.

User response

To cancel autodisplay, press the ATTN key.

FPEM042 Autodisplay terminated

Explanation

None.

User response

None.

FPEM043 Autodisplay interval must be numeric in the range 1 to 7200 seconds or 1 to 120 minutes

Explanation

A not valid interval has been entered for the AUTO command.

User response

Specify one of the following:

- 1 to 7 200 when seconds is the unit.
- 1 to 120 when minutes is the unit.

FPEM044 Autodisplay units must be SECONDS or MINUTES or any valid abbreviation

Explanation

Autodisplay units must be expressed in terms of seconds or minutes.

User response

Enter SECONDS or MINUTES or any valid abbreviation.

FPEM045 Extra parameters following AUTO command

Explanation

The autodisplay command accepts only two parameters.

User response

See *Monitoring Performance from ISPF* for AUTO command usage.

FPEM046 **Autodisplay interval must be numeric in the range 1 to 7200 seconds**

Explanation

The autodisplay interval is not within allowable boundaries.

User response

Specify an autodisplay interval in the correct range.

FPEM047 **Autodisplay interval must be numeric in the range 1 to 120 minutes**

Explanation

The autodisplay interval is not within allowable boundaries.

User response

Specify an autodisplay interval in the correct range.

FPEM048 **Autodisplay activated. Refresh every <V1> <V2>. History interval is <V3> seconds. Press ATTN to terminate**

Explanation

Autodisplay has just been activated.

- <V1> is the interval duration.
- <V2> is the interval unit in seconds or minutes.
- <V3> is the HISTORY interval in seconds.

User response

None.

FPEM049 **Autodisplay. Refresh every <V1> <V2>. History interval is <V3> seconds. Press ATTN to terminate**

Explanation

Autodisplay is active.

- <V1> is the AUTODISPLAY interval duration.
- <V2> is the AUTODISPLAY interval unit in seconds or minutes.
- <V3> is the HISTORY interval in seconds.

User response

To cancel autodisplay, press the ATTN key.

FPEM0500E **Subsystem <V1> is invalid. CAF RC <V2>, REASON <V3>**

Explanation

An attempt was made to connect to a DB2 subsystem that does not exist.

- <V1> is the invalid subsystem name.
- <V2> is the Call Attach Facility (CAF) return code.
- <V3> is the DB2 reason code.

User response

Specify a valid DB2 subsystem ID for the MVS system that you are currently working on, using the global parameters function.

FPEM0501E **DB2 release is <V1>, DB2 loadlib (dsnload) release is <V2>**

Explanation

The release level of the DB2 subsystem is not compatible with the DB2 load library currently allocated to your TSO/E session.

- <V1> is the DB2 release.
- <V2> is the DSNLOAD release.

User response

Be sure that the DB2 load library allocated to your TSO/E session is the same release level as the DB2 subsystem that you are connected to. The DB2 load library must not be allocated using LIBDEF.

FPEM0502E **DB2 subsystem <V1> is not available. CAF RC <V2>, REASON <V3>**

Explanation

An attempt was made to connect to a DB2 subsystem that is valid, but is not currently running.

- <V1> is the name of the DB2 subsystem.
- <V2> is the Call Attach Facility (CAF) return code.
- <V3> is the CAF reason code.

User response

Start the DB2 subsystem or connect to a subsystem that is already active.

FPEM0503E **You are not authorized to access DB2 subsystem <V1>**

Explanation

You do not have the access authority needed to connect to the requested DB2 subsystem. The most common cause is that you are not defined by RACF® as having access to the subsystem.

- <V1> is the subsystem ID of the DB2 subsystem in question.

User response

Notify your security administrator.

FPEM0505E **You are not authorized to execute plan <V1>**

Explanation

You do not have the DB2 authority needed to execute the requested DB2 plan.

- <V1> is the DB2 plan name.

User response

Notify your security administrator.

FPEM0506E **Currently allocated DB2 version not supported by Performance Expert**

Explanation

An attempt was made to connect to a DB2 version allocated to the user session that is not supported by your OMEGAMON XE for DB2 PE. In general, a higher DB2 version is not supported by a lower version of OMEGAMON XE for DB2 PE. Lower DB2 versions can be supported. For further information on which DB2 versions are supported by your OMEGAMON XE for DB2 PE, see the manuals of the OMEGAMON XE for DB2 PE version you are using.

User response

Leave the Host Online Monitor and allocate the libraries of a supported DB2 version.

FPEM0507E **Only one task in this ISPF logical session can be connected to DB2**

Explanation

An attempt has been made to start a second DSN or Call Attach Facility (CAF) connection to DB2 from one ISPF logical screen. This error may occur if you attempt to start a second Online Monitor session or start, for example, SPUFI and a second Online Monitor session in one ISPF logical screen.

User response

Exit the second Online Monitor session.

FPEM051 **<V1> command not valid in this panel. Valid commands are DB2, LOOK, COLLECT, OPTIONS, and HISTORY**

Explanation

The command you entered is not available in the current panel.

- <V1> is the command you entered.

User response

Enter one of the following commands:

DB2

To enter a DB2 command

LOOK

To display the Look Selections menu

COLLECT

To display the Report Data menu

OPTIONS

To set default options

HISTORY

To display history status.

FPEM0510I **No DB2 subsystem ID (SSID) has yet been specified. Select the Options function to specify a subsystem**

Explanation

You have not previously specified a DB2 subsystem ID in the Online Monitor global parameters panel.

User response

Use the global parameters function to supply a DB2 subsystem ID.

FPEM0511E **Nonzero CAF return code. RC <V1>, REASON <V2>**

Explanation

A DB2 call attach error has been detected.

- <V1> is the return code.
- <V2> is the reason code.

User response

See *DB2 Messages and Codes* (or the corresponding manual of the DB2 version you have installed) for an explanation of the return and reason codes.

FPEM0512W SQL error <V1> received

Explanation

None.

- <V1> is the SQL error code.

User response

See *DB2 Messages and Codes* (or the corresponding manual of the DB2 version you have installed).

FPEM0515W Abends have stopped the monitor trace. Restart the trace

Explanation

Abends in DB2 have caused the DB2 monitor trace to stop.

User response

Check the cause of the abend in DB2 and restart the monitor trace.

FPEM0516W MONITOR1, MONITOR2, or SYSADM authority is needed to use DB2 IFI

Explanation

You do not have the authority needed to execute the DB2 IFI functions used by the Online Monitor. You require MONITOR1, MONITOR2, or SYSADM privilege.

User response

Notify your security administrator.

FPEM0517E IFCID <V1> is not valid/available on this DB2 subsystem

Explanation

The Online Monitor issued a request for an IFCID from DB2 IFI, but the IFCID was not recognized by DB2. This should not happen on a normal DB2 subsystem.

- <V1> is the IFCID number.

User response

Apply necessary DB2 maintenance.

FPEM0518E Nonzero IFI return code. RC <V1>, REASON <V2>

Explanation

A severe DB2 IFI error has been detected.

- <V1> is the DB2 return code.
- <V2> is the DB2 reason code.

User response

See *DB2 Messages and Codes* (or the corresponding manual of the DB2 version you have installed) for an explanation of the return and reason codes. If the problem recurs, contact IBM support.

FPEM0519E Performance Expert has been disconnected from DB2 prior to CAF call. RC <V1>, REASON <V2>

Explanation

During execution the connection to DB2 has been terminated. This might indicate some abnormal condition in DB2.

- <V1> is the Call Attach Facility (CAF) return code.
- <V2> is the CAF reason code.

User response

Examine the DB2 activity log to find out why the connection was lost. For further information, see also *DB2 Messages and Codes* (or the corresponding manual of the DB2 version you have installed).

FPEM0522E Invalid request passed to the Data Movement PC routine

Explanation

None.

User response

Contact IBM support.

FPEM0525E Server User Manager task has terminated due to errors. Connection and Exception functions are not available

Explanation

None.

User response

Contact IBM support.

FPEM052	Unrecognized command. Valid commands for this panel are DB2, LOOK, COLLECT, OPTIONS, and HISTORY
----------------	---

Explanation

An unrecognized command was entered.

User response

Enter one of the following commands:

DB2

To enter a DB2 command

LOOK

To display the Look Selections menu

COLLECT

To display the Report Data menu

OPTIONS

To set default options

HISTORY

To display history status.

FPEM053	<V1> command not valid in this panel. Valid commands are DB2, LOOK, COLLECT, OPTIONS, and HISTORY
----------------	--

Explanation

None.

- <V1> is the command entered.

User response

Enter a valid command.

FPEM054	Unrecognized command. Valid commands for this panel are DB2, LOOK, COLLECT, OPTIONS, and HISTORY
----------------	---

Explanation

An unrecognized command was entered.

User response

Enter one of the following commands:

DB2

To enter a DB2 command

LOOK

To display the Look Selections menu

COLLECT

To display the Report Data menu

OPTIONS

To set default options

HISTORY

To display history status.

FPEM0548W	User Authorization exit returns no data
------------------	--

Explanation

According to the authorization specified for your user ID in the user authorization exit there is no data to be returned to you.

User response

None.

FPEM0549W	Severe error occurred in User Authorization exit
------------------	---

Explanation

The user authorization exit failed with a severe error.

User response

Contact your system programmer.

FPEM055	Command not valid in this panel. Valid command is DB2.
----------------	---

Explanation

The command you entered is not available in the current panel. DB2 is the only valid command in this context.

User response

Use DB2 to enter a DB2 command.

FPEM056	Unrecognized command. Valid command for this panel is DB2.
----------------	---

Explanation

The text you entered is not a recognized DB2 or OMEGAMON XE for DB2 PE command. The only command you can use here is **DB2**.

User response

Use **DB2** to enter a DB2 command.

FPEM057 **The Collect Report Data facility is not active**

Explanation

The OMEGAMON XE for DB2 PE Collect Report Data function is not active.

User response

Activate Collect Report Data.

FPEM060 **No history data found**

Explanation

No history data was found for the function being monitored. In the case of thread details, this message is issued if the thread has terminated.

User response

None.

FPEM061 **Partial history data returned**

Explanation

None.

User response

None.

FPEM0610W **Offset field must be numeric in the range of 0 to 11**

Explanation

Correlation name and correlation number offset field must be numeric in the range of 0 to 11.

User response

Correct the input record.

To avoid this error, use the maintain parameter data sets facility on the ISPF monitor to specify correlation name translation.

FPEM0611W **Length field must be numeric in the range of 1 to 8**

Explanation

Correlation name and correlation number length field must be numeric in the range of 1 to 8.

User response

Correct the input record. This error would never occur if the correlation translation data set editor had been used.

FPEM0612W **Length value required**

Explanation

Correlation name and correlation number length value is required.

User response

Correct the input record. This error would never occur if the correlation translation data set editor had been used.

FPEM0613W **Offset value required**

Explanation

Correlation name and correlation number offset value is required.

User response

Correct the input record. This error would never occur if the correlation translation data set editor had been used.

FPEM0614W **Sum of offset and length cannot exceed 12 bytes**

Explanation

Sum of offset and length cannot exceed 12 bytes for correlation name and correlation number.

User response

Correct the input record. This error would never occur if the correlation translation data set editor had been used.

FPEM0615W **Connection type required**

Explanation

None.

User response

Correct the input record. This error would never occur if the correlation translation data set editor had been used.

FPEM062 **Unable to allocate return area**

Explanation

An error occurred in the allocation of storage for the return area. The reason is that there is not enough storage assigned to the task to acquire storage for the DB2 interface return area for your Online Monitor requests.

User response

Ask your system programmer to increase the region size of the Performance Expert Server task.

FPEM063	Mear-term history data is no longer available. Current data now being obtained
----------------	---

Explanation

None.

User response

None.

FPEM070	The server is not active
----------------	---------------------------------

Explanation

None.

User response

Start the server.

FPEM071	You have been disconnected from the server
----------------	---

Explanation

None.

User response

If you require the history function, go to OPTIONS and select a server if available, otherwise, no action is required.

FPEM072	DYNALLOC returned return code <V1>, reason code x'<V2>', SMS reason code <V3>
----------------	--

Explanation

An unusual condition occurred during data set allocation in a system that has SMS installed. The most likely reason for this error is the attempt to create a data set that already exists or the attempt to use a data set that does not exist.

- <V1> is the return code.
- <V2> is the reason code.
- <V3> is the SMS reason code.

User response

See *MVS Messages and Codes* (or the corresponding manual of the MVS version you have installed) for an explanation of the return code and reason code. Contact IBM support for an explanation of the SMS reason code, which is described in *DFSMSMVS Version 1 Release 1 Diagnosis Reference for DFSMS DFP*.

FPEM073	You have not been connected to DB2 yet
----------------	---

Explanation

None.

User response

None.

FPEM074	No data to display
----------------	---------------------------

Explanation

No qualifications have been specified in the DCPARMS (Data Collector Parameter) data set for the History function.

User response

None.

FPEM075	Data set not cataloged
----------------	-------------------------------

Explanation

The dynamic allocation routine was called to allocate a data set that was expected to already exist in the catalog.

User response

Correct the data set name to one that exists, or change the disposition to 3 to allocate a new data set.

FPEM076	Specified volume or acceptable volume not mounted
----------------	--

Explanation

The specified volume or an acceptable volume is not mounted, and the user does not have volume mounting authorization. This message can be issued if the allocation exceeds the maximum allocation that is allowed by SMS. OMEGAMON XE for DB2 PE tries

to allocate 100 blocks of primary space and 500 blocks of secondary space on SYSDA. The problem can be circumvented by pre-allocating the data set. This message should be accompanied by a system message indicating the volume that was requested.

User response

See your system programmer for assistance.

FPEM077 **DYNALLOC returned Return code <V1>, Reason code x'<V2>'**

Explanation

An unusual condition occurred during data set allocation.

- <V1> is the return code.
- <V2> is the reason code.

User response

See *MVS Messages and Codes* (or the corresponding manual of the MVS version you have installed) for an explanation of the return code and reason code.

FPEM078 **Data set already exists**

Explanation

You cannot create a data set with this name.

User response

Specify the name of a data set that does not exist.

FPEM079 **Catalog Error: Data set name conflicts with existing data set name or user is not authorized to perform the operation**

Explanation

A catalog attempt was not successful.

User response

Use another data set name or see your system programmer for assistance.

FPEM080 **System abend occurred for <V1>. Abend code <V2>, reason code <V3>**

Explanation

When performing I/O on the data set, a system abend occurred. The data set is closed. Its data might be lost.

- <V1> is the data set name.
- <V2> is the abend code.
- <V3> is the reason code.

User response

See *MVS Messages and Codes* for an explanation of the abend code and reason code.

FPEM0800I **Task started at <V1> for DB2 subsystem <V2>**

Explanation

The asynchronous Collect task has been started and is waiting for the start trigger condition to be met.

- <V1> is the date and time when the task started.
- <V2> is the DB2 subsystem.

User response

None.

FPEM0801I **Task stopped at <V1>**

Explanation

The asynchronous Collect task has stopped and is waiting for the user to start the task again.

User response

None.

FPEM0802E **SQL return code --<V1> reading catalog info, trace stopped**

FPEM0803E **Destination <V1> has become inactive**

Explanation

The OPx destination used for the trace facility has become inactive, and data is no longer being written to the trace data set. One possible cause is that all traces that had <V1> as their destination have been stopped.

- <V1> is the OPx destination.

User response

None.

FPEM0804I **FPEM0804I Task stop trigger is: <V1>**

Explanation

<V1> includes the following stop trigger criteria:

- By timestamp
- By user request
- By termination
- By number of records
- By IFCID
- By number of IFCIDs
- After START TRACE error
- After READA error
- After WRITE RECORD error

This message is often accompanied by another message that describes the problem in detail and the appropriate course of action.

FPEM0806W **FPEM0806W <V1> records are not written to <V2>. The maximum record length of one of these records is <V3>.**

Explanation

This message shows the number of records that is not written to the output data set.

- <V1> is the number of records that is not written to the output data set.
- <V2> is the name of the output data set that is used to collect the trace data.
- <V3> is the maximum length of the trace data record that is not written to the output data set.

This message is often accompanied by another message that describes the problem in detail and the appropriate course of action.

User response

To write the complete trace data to the output data set, follow these steps:

1. Allocate a new output data set to collect the trace data.
2. Increase the record length of the output data set to at least the maximum length of the trace data record that could not be written to the output data set.
3. Restart the trace.

FPEM0807I **The OP buffer high water mark is <V1>.**

Explanation

DB2 fills the OP buffer that is assigned to the Collect task. The Collect task issues a READA command to

read the OP buffer. <V1> is the maximum number of bytes used.

User response

None.

FPEM081 **I/O error occurred for <V1>. System information: <V2>**

Explanation

When performing I/O on the data set, a system error occurred. The SYNAD exit was invoked. The data set is closed and data might be lost.

- <V1> is the data set name.
- <V2> is the system message produced by the SYNADAF data administration macro.

User response

See the message buffer format produced by the SYNADAF macro for a description of the error.

FPEM0811I **Task start trigger is: <V1>**

Explanation

This message is accompanied by messages FPEM0800I and FPEM0819I.

Depending on one of the following start triggers, DB2 data is collected accordingly:

Time

When the user-specified time is met.

Periodic Exception

When the Periodic Exception task finds a field that is in exception status, and if this field matches the user-specified field.

Exception Event

When the Data Server finds an exception event that matches the user-specified exception event.

Immediate Start

Immediately.

FPEM0813I **DB2 traces to <V1> started at <V2>**

Explanation

The Collect task start trigger criteria have been met, and the DB2 traces have been started. This message is accompanied by one or both of the DB2 messages DSNW130I and DSN9022I.

- <V1> is the OP_n buffer that was allocated to this Collect task by DB2, where *n* = 1 to 8. DB2 can allocate 1 to 8 buffers.

- <V2> is the date and time when the DB2 traces started.

User response

None.

FPEM0814I **DB2 traces to <V1> stopped at <V2>**

Explanation

The DB2 traces have been stopped because one or more Collect task stop trigger criteria have been met.

- <V1> is the OP_n buffer that was allocated to this Collect task by DB2, where *n* = 1 to 8. DB2 can allocate 1 to 8 buffers.
- <V2> is the date and time when the DB2 traces were stopped.

User response

None.

FPEM0815I **<V1> records written to '<V2>'**

Explanation

This message indicates the number of records written by the Collect subtask between the most recent DB2 trace start and stop messages.

- <V1> is the number of records written to the output data set.
- <V2> is the name of the data set where the DB2 trace data is to be written.

User response

None.

FPEM0816E **Collect data set is full**

Explanation

The Collect subtask cannot write any more records to the output data set because it is full.

User response

If you wish to collect more records, allocate a larger data set and restart the Collect subtask. If required, reconfigure the task, for example, the start criteria.

FPEM0817E **No free OP buffers available at <V1>**

Explanation

All OP buffers are in use, so the Collect subtask could not start any DB2 traces.

User response

Restart the Collect subtask when an OP buffer becomes available.

FPEM0818E **An error occurred starting the DB2 traces above**

Explanation

An error occurred when the Collect subtask attempted to start one or more DB2 traces.

User response

This message is accompanied by a DB2 message which explains the problem and determines the user response.

FPEM0819I **Task description is: <V1>**

Explanation

<V1> is the name of the Collect subtask.

A default name is initially assigned to this subtask. You can change the default name on the main Collect facility menu.

This message is always accompanied by message FPEM0800I.

FPEM082 **Error occurred during DYNALLOC de-allocation of <V1>. Return code <V2>, reason code <V3>**

Explanation

When performing a dynamic data set de-allocation, an error occurred.

- <V1> is the data set name.
- <V2> is the return code.
- <V3> is the reason code.

User response

See *MVS Messages and Codes* (or the corresponding manual of the MVS version you have installed) for an explanation of the return code and reason code.

FPEM0820I **<V1> buffer overflows occurred**

Explanation

DB2 has filled up the OP buffer that is assigned to this Collect subtask. This message is accompanied by message FPEM0821I, which indicates how many records were lost because of the OP buffer being full.

- <V1> is the number of times DB2 has filled up the OP buffer since this Collect subtask was most recently started.

User response

If OP buffer overflows occur frequently, then the following ISPF profile pool variables should be modified during installation of the Online Monitor:

MAIFIBUF

This variable defaults to 512 KB and represents the OP buffer size for DB2 to use.

MAREADAT

This variable defaults to 410 KB and represents the OP buffer threshold value. When the OP buffer reaches this threshold value, DB2 notifies the subtask which, in turn, will issue a READA command to copy the trace records.

FPEM0821I <V1> records lost

Explanation

Records got lost due to the OP buffer being full. No more records can be written until the OP buffer is cleared out by a DB2 READA command. This message should be accompanied by message FPEM0820I.

- <V1> is the number of records lost since this Collect subtask was most recently started.

User response

If OP buffer overflows occur frequently, then the following ISPF profile pool variables should be modified during installation of the Online Monitor:

MAIFIBUF

This variable defaults to 512 KB and represents the OP buffer size for DB2 to use.

MAREADAT

This variable defaults to 410 KB and represents the OP buffer threshold value. When the OP buffer reaches this threshold value, DB2 notifies the subtask which, in turn, will issue a READA command to copy the trace records.

FPEM0822E **Error allocating Collect data set.**
Reason code <V1>

Explanation

The output data set used by the Collect facility subtask could not be allocated.

- <V1> is the reason code which identifies why the allocation failed.

User response

See *MVS Messages and Codes* (or the corresponding manual of the MVS version you have installed) to determine the course of action to be taken.

FPEM0823E **Error opening Collect data set with return code <V1>**

Explanation

The output data set used by the Collect facility subtask could not be opened.

- <V1> is the return code which identifies why the open failed:

4

The data set was opened successfully, but warning messages were issued.

8

The data set could not be opened.

12

The data set was already opened.

User response

This message is often accompanied by a system message which details the problem and course of action. If the data set was already opened, ensure that the same data set is not used by another Collect subtask you have started. If this is the case, then a different data set should be allocated to the Collect subtask that failed.

FPEM0824E **Error writing a record to the output data set with return code <V1>**

Explanation

The output data set used by the Collect facility subtask could not be written to.

- <V1> is the return code which identifies why the PUT function failed (8 indicates an error while writing to the data set).

User response

This error should be accompanied by a system message detailing the problem and the course of action. Check the appropriate log information. If the

log indicates that the data set is full, define a larger data set, use the OVERWRITE disposition on the Trigger Immediately panel (FPEMAP41), and select the START action again on the Collect Report Data panel (FPEMAP00).

FPEM0825E **Error allocating Collect data set. Record length <V1> of <V2> is inappropriate. Length should be at least 4092**

Explanation

The record length of the data set used to collect trace data is less than 4 092. It is likely that the default record length of 6 233 was changed to the indicated record length.

- <V1> is the record length of the data set used to collect trace data.
- <V2> is the name of the data set used to collect trace data.

User response

Increase the record length to at least 4 092 and restart the trace.

FPEM083 **<V1> is full. The data set has been closed. Some data may be lost. Abend code <V2>, reason code <V3>**

Explanation

When writing to a data set, a system abend occurred due to insufficient space.

- <V1> is the data set name.
- <V2> is the abend code.
- <V3> is the reason code.

User response

See *MVS Messages and Codes* for an explanation of the abend code and reason code.

FPEM0832W **GETMAIN FAILURE OF <V1> KB FOR READA BUFFER. RC <V2>**

Explanation

An error occurred in the allocation of storage for the return area. The reason is that there is not enough storage assigned to the data collector task to acquire storage for the DB2 interface return area for your Online Monitor requests.

User response

Ask your system programmer to increase the region size of the Performance Expert Server task.

FPEM0834E **NO READA BUFFER FREED FOR REUSE. COLLECT REPORT DATA IS STOPPED**

Explanation

A problem has been detected during the initialization of the Collect facility subtask because there was insufficient storage available.

User response

Increase the region size and try again. If the problem recurs, contact IBM support.

FPEM084 **Space abend occurred while closing <V1>. Some data may be lost. Abend code <V2>, reason code <V3>**

Explanation

While closing a data set, a system abend occurred due to insufficient space. The data set is left in a closed state.

- <V1> is the data set name.
- <V2> is the abend code.
- <V3> is the reason code.

User response

See *MVS Messages and Codes* for an explanation of the abend code and reason code.

FPEM085 **A record was not added to <V1> because it was too long. The data set is still open. Abend code <V2>, reason code <V3>**

Explanation

A record with a length that is larger than the data set record length cannot be added to the data set.

- <V1> is the data set name.
- <V2> is the abend code.
- <V3> is the reason code.

User response

If all records are needed, allocate a data set with a larger record length.

FPEM086 Error attempting to open data set**Explanation**

An error occurred while opening a data set.

User response

None.

FPEM0860I Compressing started at <V1>**Explanation**

- <V1> is the start date and time.

FPEM0861I Compressing stopped at <V1>**Explanation**

- <V1> is the stop date and time.

**FPEM0862E Error allocating data set for
compressed data. Reason code
<V1>****Explanation**

The output data set used by the Collect facility subtask could not be allocated. Typical causes are: The data set already exists, not enough space, or access is denied.

- <V1> is the reason code which identifies why the allocation failed.

User response

See *MVS Messages and Codes* (or the corresponding manual of the MVS version you have installed) to determine the course of action to be taken.

**FPEM0865E Error during data set compression.
Reason code <V1>****User response**

See the TERSEMVS messages, which are usually following message FPEM0866I, for possible reasons.

FPEM0866I STARTING TERSE <V1> <V2>**Explanation**

Multiple messages from the TRSMAIN utility might follow, showing the exec parameters used.

If this message does not show a return code of 0, which indicates an error from the TRSMAIN utility, several TERSEMVS messages are followed.

User response

See *MVS Messages and Codes* (or the corresponding manual of the MVS version you have installed) to determine the course of action to be taken.

**FPEM0867E Compression will be not started.
Reason code <V1>****User response**

See message FPEM0866I for possible reasons and actions.

FPEM087 Data set is already open**Explanation**

None.

User response

None.

**FPEM088 Space abend occurred while
closing the Exception Log data set.
Some data may be lost****Explanation**

None.

User response

None.

**FPEM089 Space abend occurred while
closing the Exception File data set.
Some data may be lost****Explanation**

None.

User response

None.

**FPEM090 Error occurred loading I/O module.
Abend code <V1>, reason code
<V2>****Explanation**

When loading the I/O module, a system abend occurred.

- <V1> is the abend code.
- <V2> is the reason code.

User response

See *MVS Messages and Codes* for a detailed explanation of the abend code and reason code.

FPEM091 **Insufficient storage available for I/O initialization**

Explanation

When attempting to initialize I/O processing, there was not enough virtual storage available.

User response

Increase the region size of the user's TSO/E address space.

FPEM0914W **Error attempting to write to the exception log**

Explanation

An error occurred when writing to the exception log. The log record was not written.

User response

See the accompanied system message in the asynchronous message log for action.

FPEM0918W **Threshold field <V1> is in error. Event <V2> is invalid**

Explanation

The Online Monitor detected a not valid event in the Exception Threshold data set.

- <V1> is the threshold field.
- <V2> is the invalid event name you specified.

User response

Specify one of the following event types:

STAT

For statistics events

THRD

For thread activity events

ACCT

For accounting events.

FPEM0919W **Threshold field <V1> is in error. The field is not valid for environment <V2>**

Explanation

A batch-only field cannot be used in an online environment, and an online-only field cannot be used in a batch environment.

- <V1> is the threshold field.
- <V2> is the environment.

User response

If the threshold data set is used in either batch or online environment, delete references to fields that are not applicable.

FPEM0920W **Threshold field <V1> is in error. The field name is invalid**

Explanation

The Online Monitor detected a not valid field name in the Exception Threshold data set.

- <V1> is the invalid field name.

User response

Correct the error.

FPEM0921W **Threshold field <V1> is in error. Field is invalid for DB2 <V2>**

Explanation

The field name is not valid for the release of the DB2 subsystem to which you are connected.

- <V1> is the threshold field name.
- <V2> is the release of the DB2 subsystem.

User response

Enter a valid field name.

FPEM0922W **Threshold field <V1> is in error. Field is invalid for event <V2>**

Explanation

The field name specified in the Exception Threshold data set does not correspond with the event (for example, a statistics field was specified for a THRD event).

- <V1> is the field name.
- <V2> is the event.

User response

Correct the error.

FPEM092 **DUMMY is not acceptable for this data set**

Explanation

The Exception Threshold data set must be specified.

User response

Enter the name of the valid data set.

FPEM093 **<V1>**

Explanation

An error was detected allocating a data set. This message is accompanied by a TSO/E message.

- <V1> is the TSO/E message.

User response

See *z/OS TSO/E Messages* for specific message information.

FPEM0938W **Error attempting to write to the exception file**

Explanation

An error occurred when writing to the Exception Log file. The log file record was not written.

User response

See the accompanied system message in the asynchronous message log for action.

FPEM0939E **The Periodic Exception Processor has terminated and cannot be restarted. Exit from the Online Monitor before retrying**

Explanation

An earlier error caused the periodic exception processor to terminate.

User response

Exit from the Online Monitor before trying to start the periodic exception processor again. If the problem recurs, contact IBM support.

FPEM094 **Data set organization (<V1> of <V2> is inappropriate. Valid values: <V3>**

Explanation

The specified data set has a not valid data set organization. The required DSORG is physical sequential (PS).

- <V1> is the specified data set organization (DSORG).
- <V2> is the data set name.
- <V3> is a list of valid data set organizations (DSORG).

User response

Allocate a data set with a PS organization.

FPEM0944I **Periodic Exception Processor started at <V1>**

Explanation

The periodic exception processor is started.

- <V1> is the date and time at which the periodic exception processor started.

User response

None.

FPEM0945I **PERIODIC EXCEPTION PROCESSOR STOPPED AT <V1>**

Explanation

The periodic exception processor is stopped.

- <V1> is the date and time at which the periodic exception processor stopped.

User response

None.

FPEM095 **Record format (<V1>) of <V2> is inappropriate. Record format should be variable**

Explanation

The specified data set has a not valid record format. The required format is variable (V) or variable blocked (VB).

- <V1> is the specified record format.
- <V2> is the data set name.

User response

Allocate a data set with a V or VB record format.

FPEM096 **Record length (<V1>) of <V2> is inappropriate. Length should be at least <V3>**

Explanation

The specified data set has a record length (LRECL) that is too small.

- <V1> is the specified LRECL.
- <V2> is the data set name.
- <V3> is the minimum LRECL for this file.

User response

Correct the LRECL.

FPEM097 **Member name should not be specified when the data set is sequential**

Explanation

The data set has been defined as sequential. No member name should be specified.

User response

Specify the correct data set.

FPEM098 **Member name should be specified when the data set is partitioned**

Explanation

The data set has been defined as partitioned. A member name should be specified.

User response

Specify the correct data set.

FPEM099 **Internal error occurred - code is <V1>**

Explanation

An unexpected program error has occurred.

- <V1> is the internal error code.

User response

If the problem recurs, contact IBM support and quote the internal error code.

FPEM100 **Unrecognized command. Valid commands for this panel are AUTO, REINIT, DB2, LOOK,**

COLLECT, HISTORY, OPTIONS, and PURGE

Explanation

The command you entered is not recognized.

User response

Enter one of the following commands:

AUTO

To activate the autodisplay function

REINIT

To restart the exception processor

DB2

To enter a DB2 command

LOOK

To display the Look Selections menu

COLLECT

To display the Report Data menu

HISTORY

To display HISTORY status or invoke HISTORY mode

OPTIONS

To set default options

PURGE

To purge a thread currently processing in the DB2 subsystem.

FPEM101 **<V1> command not valid in this panel. Valid commands for this panel are AUTO, REINIT, DB2, LOOK, COLLECT, HISTORY, OPTIONS, and PURGE**

Explanation

The command you entered is not available in the current panel.

- <V1> is the command you entered.

User response

Enter one of the following commands:

AUTO

To activate the autodisplay function

REINIT

To restart the exception processor

DB2

To enter a DB2 command

LOOK

To display the Look Selections menu

COLLECT

To display the Report Data menu

HISTORY

To display HISTORY status or invoke HISTORY mode

OPTIONS

To set default options

PURGE

To purge a thread currently processing in the DB2 subsystem.

FPEM102	The selected thread has terminated. Details are no longer available
----------------	--

Explanation

None.

User response

None.

FPEM103	Insufficient storage available for thread processing
----------------	---

Explanation

When attempting to initialize the Thread Activity display, there was not enough virtual storage available.

User response

Increase the region size of the user's TSO/E address space.

As a principle solution you can increase the size of the internal storage area that the Online Monitor uses to hold data for the selected purpose. For more information see *Monitoring Performance from ISPF*, Online Monitor options, Online Monitor Memory Usage window.

FPEM104	No locks are currently held or suspended for this resource. If the thread you selected is no longer active, values for that thread remain available and will not be affected by refreshing this panel
----------------	--

Explanation

The resource that the selected thread was holding, or was in a suspended state against, is no longer held by any thread. It is possible that the selected thread has terminated. However, because this panel displays information about a resource, you can continue to monitor the resource without losing the information gathered when the thread details were last refreshed.

If you exit from this panel, the other panels relating to the thread will be unchanged.

User response

None.

FPEM105	The thread you selected no longer holds this resource. If the thread you selected is no longer active, values for that thread remain available and will not be affected by refreshing this panel
----------------	---

Explanation

The resource that the selected thread was holding, or was in a suspended state against, is no longer held by that thread (another thread holds a lock which keeps yours out). It is possible that the selected thread has terminated. However, because this panel displays information about a resource, you can continue to monitor the resource without losing the information gathered when the thread details were last refreshed. If you exit from this panel, the other panels relating to the thread will be unchanged.

User response

None.

FPEM106	No threads were found matching the current qualify values
----------------	--

Explanation

There are no threads available that match your selection.

User response

Change the qualify values and try again, or keep trying with the selected qualify values.

FPEM107	Insufficient storage to return locking data. IFI RC <V1>, REASON <V2>
----------------	--

Explanation

This warning message indicates that DB2 has insufficient storage to process more than 32 KB of locking data. Up to 32 KB of locking data is returned.

- <V1> is the IFI return code.
- <V2> is the reason code.

User response

None. For further information, see *DB2 Messages and Codes* (or the corresponding manual of the DB2 version you have installed).

FPEM108 **Unrecognized command. Valid commands for this panel are SORT, QUALIFY, RESET, AUTO, REINIT, DB2, LOOK, COLLECT, HISTORY, OPTIONS, and PURGE**

Explanation

The command you entered is not recognized in the current panel.

User response

Enter one of the following commands:

SORT

To specify the order in which threads are displayed in this panel

QUALIFY

To limit the number of threads shown in this panel

RESET

To disable qualify and sort functions

AUTO

To activate the autodisplay function

REINIT

To restart the exception processor

DB2

To enter a DB2 command

LOOK

To display the Look Selections menu

COLLECT

To display the Report Data menu

HISTORY

To display HISTORY status or invoke HISTORY mode

OPTIONS

To set default options

PURGE

To purge a thread currently processing in the DB2 subsystem.

FPEM109 **<V1> command not valid in this panel. Valid commands are SORT, QUALIFY, RESET, AUTO, REINIT, DB2, LOOK, COLLECT, HISTORY, OPTIONS, and PURGE**

Explanation

The command you entered is not valid in the current panel.

- <V1> is the command you entered.

User response

Enter one of the following commands:

SORT

To specify the order in which threads are displayed in this panel

QUALIFY

To limit the number of threads shown in this panel

RESET

To disable qualify and sort functions

AUTO

To activate the autodisplay function

REINIT

To restart the exception processor

DB2

To enter a DB2 command

LOOK

To display the Look Selections menu

COLLECT

To display the Report Data menu

HISTORY

To display HISTORY status or invoke HISTORY mode

OPTIONS

To set default options

PURGE

To purge a thread currently processing in the DB2 subsystem.

FPEM110 **Field order must be numeric in the range 1 to 15**

Explanation

The value entered is not within the valid range.

User response

Correct the input.

FPEM111 **The same order has been specified for more than one field**

Explanation

An attempt has been made to specify a sort with two fields at the same level.

User response

Check the sort panel for the duplicate sort order.

FPEM112 Sort sequence must be specified as 1 (Ascending) or 2 (Descending)

Explanation

A not valid sort sequence has been entered.

User response

Specify the sort sequence as 1 or 2.

FPEM113 Sort sequence must be specified as ASCENDING or DESCENDING or any valid abbreviation

Explanation

The sort sequence has not been specified correctly.

User response

Specify the sort sequence as ASCENDING or DESCENDING or any valid abbreviation.

FPEM114 Command contains an unrecognized field identifier. Valid values are PRMAUTH, PLANNAME, COLLECTION, PROGRAM, CORRELATION, CONNECT, CONNTYPE, REQLOC, STATUS, REQUESTS, C1ELAPSED, C1CPU, C2ELAPSED, C2CPU, and C3ELAPSED. Valid abbreviations can be used

Explanation

The command entered cannot be recognized.

User response

Enter one of the stated values or one of the applicable abbreviations.

FPEM115 Command contains an invalid field identifier abbreviation. The shortest permitted truncations are PRI, PL, COL, PRO, COR, CONNE, CONNT, REQL, S, REQU, C1E, C1C, C2E, C2C, and C3

Explanation

The command entered cannot be recognized.

User response

Enter one of the stated values.

FPEM116 At least one order field must be specified. To use the default parameters, cancel this panel and deactivate the sort command if it is active

Explanation

No order has been entered for the sort.

User response

Specify a sort order or use the cancel function to exit the panel.

FPEM117 More than 32 KB of locking data exists. Only up to 32 KB of locking data can be returned. IFI RC <V1> REASON <V2>. See DB2 MSGS/ CODES

Explanation

A DB2 limitation has been reached, and a maximum of 32 KB of locking information is returned.

- <V1> is the DB2 IFI return code.
- <V2> is the DB2 IFI reason code.

User response

None. For further information, see *DB2 Messages and Codes* (or the corresponding manual of the DB2 version you have installed).

FPEM118 The selected entry does not represent a thread

Explanation

You have requested a thread display for an entry that does not represent a thread.

User response

Select only entries that represent threads.

FPEM120 The QUALIFY command accepts one optional parameter, which can be on or off or any valid abbreviation

Explanation

None.

User response

If using a parameter with the Qualify command, ensure it is ON or OFF or any valid abbreviation.

FPEM121 **Invalid character. Must be alphabetic**

Explanation

A not valid character has been entered.

User response

Enter an alphabetic character.

FPEM122 **At least one Thread Status must be specified**

Explanation

None.

User response

Enter a thread status.

FPEM123 **At least one Thread Type must be specified**

Explanation

None.

User response

Enter a thread type.

FPEM130 **An SQL error has occurred. SQL CODE <V1>. As a result, some DBID/OBID translations may not have been performed**

Explanation

While trying to perform SQL functions, a failure occurred.

- <V1> is the SQL code.

User response

See *DB2 Messages and Codes* (or the corresponding manual of the DB2 version you have installed) for information about the SQL code.

FPEM131 **Unrecognized command. Valid commands for this panel are AUTO, REINIT, DB2, LOOK, COLLECT, HISTORY, OPTIONS, EXPLAIN, and PURGE**

Explanation

The command you entered is not recognized.

User response

Enter one of the following commands:

AUTO

To activate the autodisplay function

REINIT

To restart the exception processor

DB2

To enter a DB2 command

LOOK

To display the Look Selections menu

COLLECT

To display the Report Data menu

HISTORY

To display HISTORY status or invoke HISTORY mode

OPTIONS

To set default options

EXPLAIN

To explain the current SQL statement

PURGE

To purge a thread currently processing in the DB2 subsystem.

FPEM132 **<V1> command not valid in this panel. Valid commands are AUTO, REINIT, DB2, LOOK, COLLECT, HISTORY, OPTIONS, EXPLAIN, and PURGE**

Explanation

The command you entered is not recognized in the current panel.

- <V1> is the SQL code.

User response

Enter one of the following commands:

AUTO

To activate the autodisplay function

REINIT

To restart the exception processor

DB2

To enter a DB2 command

LOOK

To display the Look Selections menu

COLLECT

To display the Report Data menu

HISTORY

To display HISTORY status or invoke HISTORY mode

OPTIONS

To set default options

EXPLAIN

To explain the current SQL statement

PURGE

To purge a thread currently processing in the DB2 subsystem.

FPEM133 **<V1> command not valid for this release of DB2**

Explanation

The specified command is not supported by the DB2 subsystem you are connected to. The only valid command is PURGE.

- <V1> is the unsupported command.

User response

None.

FPEM134 **No return area from DB2 to indicate the outcome of the command entered. IFI RC <V1>, REASON <V2>. See DB2 MSGS/ CODES**

Explanation

The PURGE command has failed, and DB2 has not supplied an explanation why, except for the return code and reason code provided by the DB2 IFI facility.

- <V1> is the DB2 IFI return code.
- <V2> is the DB2 IFI reason code.

User response

See *DB2 Messages and Codes* (or the corresponding manual of the DB2 version you have installed) for an explanation of the return and reason codes.

FPEM135 **A thread has to be selected for the <V1> command**

Explanation

The PURGE command must know which thread is to be canceled.

- <V1> is the PURGE command.

User response

Select a thread from the list displayed when the PURGE command is entered.

FPEM136 **No thread has been created for this agent, so cannot be purged**

Explanation

Only threads performing work in DB2 can be canceled by the PURGE command.

User response

Select a thread that is not in *IS* status.

FPEM138 **An SQL error has occurred. SQL CODE -805. The packages FPEVDB2S, DGOVDB2S, DGOVSDBO, and DGOVSDOB must be rebound.**

Explanation

While trying to perform SQL functions, a failure occurred.

User response

See *DB2 Messages and Codes* (or the corresponding manual of the DB2 version you have installed) for information about the SQL code.

FPEM140 **Reset successful. Sort and qualify are now off**

Explanation

None.

User response

None.

FPEM141 **Reset successful. Sort and qualify are now off. Extra parameters have been ignored**

Explanation

The commands typed in after reset have been ignored.

User response

Reenter the commands typed in after RESET.

FPEM142 **No history data found. Selected thread has terminated**

Explanation

None.

User response

None.

FPEM200	Invalid command. Valid commands are AUTO, DB2, DELTA, HISTORY, INTERVAL, LOOK, COLLECT, OPTIONS, REINIT, and RESET
----------------	---

Explanation

The command you entered is not available in the current panel.

User response

Enter one of the following commands:

AUTO

To activate the autodisplay function

DB2

To enter a DB2 command

DELTA

To view system-wide DB2 activity in time slices

HISTORY

To display HISTORY status or invoke HISTORY mode

INTERVAL

To view an accumulation of statistics data from a specified point in time

LOOK

To display the Look Selections menu

COLLECT

To display the Report Data menu

OPTIONS

To set default options

REINIT

To restart the exception processor

RESET

To revert to regular mode.

FPEM2006E	The product installation is incomplete
------------------	---

Explanation

The licence FMID is not correctly installed.

User response

If errors occurred during installation, correct them and try to use the product again.

If OMEGAMON XE for DB2 PE, or OMEGAMON XE for DB2 PM, installed without errors, and you followed the recommended installation and customization procedures, and the problem persists, contact IBM support.

FPEM202	One or more fields have not been formatted for display due to an internal error. Fields marked with ? are the fields not formatted - other fields have been formatted correctly
----------------	--

Explanation

An internal error occurred when formatting data for display. The fields that could not be formatted contain a question mark.

User response

If the problem recurs, contact IBM support.

FPEM203	Statistics interval processing started
----------------	---

Explanation

Statistics interval processing has been activated by the INTERVAL command.

User response

None.

FPEM204	Statistics interval processing stopped by RESET command
----------------	--

Explanation

Statistics interval processing has been stopped by the RESET command. The data displayed on the Statistics panel are the accumulated values since DB2 startup.

User response

None.

FPEM205	Statistics delta processing started
----------------	--

Explanation

Statistics delta processing has been activated by the DELTA command.

User response

None.

FPEM206 **Statistics delta processing stopped by RESET command**

Explanation

Statistics delta processing has been stopped by the RESET command. The data displayed on the Statistics panel are the accumulated values since DB2 startup.

User response

None.

FPEM207 **Insufficient storage available for Statistics processing**

Explanation

When attempting to initialize statistics, there was not enough storage available.

User response

Increase the region size of the user's TSO/E address space.

FPEM208 **RESET command ignored - interval or delta not active**

Explanation

The RESET function is valid only after starting Statistics Interval or Delta processing.

User response

None.

FPEM209 **Statistics Internal Error while formatting buffer pools**

Explanation

An error occurred while formatting the buffer pool data.

User response

This is an internal error. If the condition recurs, contact IBM support and quote the internal error number.

FPEM210 **Insufficient storage available for delta processing**

Explanation

There was not enough storage available when Delta processing was initialized.

User response

Increase the region size of the user's TSO/E address space.

FPEM211 **Insufficient storage available for interval processing**

Explanation

There was not enough storage available when Interval processing was initialized.

User response

Increase the virtual storage of the user's TSO/E address space.

FPEM212 **Unrecognized command. Commands valid for statistics are AUTO, DB2, DELTA, HISTORY, INTERVAL, LOOK, COLLECT, OPTIONS, REINIT, and RESET**

Explanation

The command you entered is not available in the current panel.

User response

Enter one of the following commands:

AUTO

To activate the autodisplay function

DB2

To enter a DB2 command

DELTA

To view system-wide DB2 activity in time slices

HISTORY

To display HISTORY status or invoke HISTORY mode

INTERVAL

To view an accumulation of statistics data from a specified point in time

LOOK

To display the Look Selections menu

COLLECT

To display the Report Data menu

OPTIONS

To set default options

REINIT

To restart the exception processor

RESET

To revert to regular mode.

FPEM213 **Autodisplay activated. Refresh every <V1> <V2>. Press ATTN to terminate**

Explanation

AUTODISPLAY is active.

- <V1> is the interval duration.
- <V2> is the interval unit in seconds or minutes.

User response

To cancel AUTODISPLAY, press the ATTN key.

FPEM214 **Autodisplay. Refresh every <V1> <V2>. Press ATTN to terminate**

Explanation

AUTODISPLAY is active.

- <V1> is the interval duration.
- <V2> is the interval unit in seconds or minutes.

User response

To cancel AUTODISPLAY, press the ATTN key.

FPEM215 **Statistics interval processing started. Extra parameters ignored**

Explanation

Parameters typed in the command line following the INTERVAL command have been ignored.

User response

None.

FPEM216 **Statistics interval processing stopped by RESET command. Extra parameters ignored**

Explanation

Parameters typed in the command line following the RESET command have been ignored.

User response

None.

FPEM217 **Statistics delta processing started. Extra parameters ignored**

Explanation

Parameters typed in the command line following the DELTA command have been ignored.

User response

None.

FPEM218 **Statistics delta processing stopped by RESET command. Extra parameters ignored**

Explanation

Parameters typed in the command line following the RESET command have been ignored.

User response

None.

FPEM219 **DB2 restart detected. Autodisplay terminated**

Explanation

A DB2 restart has resulted in a new base time for calculation of statistics by DB2.

User response

Restart Autodisplay if required.

FPEM220 **DB2 restart detected. Autodisplay and delta processing terminated**

Explanation

Statistics deltas cannot be calculated across a DB2 restart.

User response

Restart Delta processing and Autodisplay if required.

FPEM221 **DB2 restart detected. Delta processing terminated**

Explanation

Statistics deltas cannot be calculated across a DB2 restart.

User response

Restart Delta processing if required.

FPEM222 **DB2 restart detected. Autodisplay and interval processing terminated**

Explanation

Statistics deltas cannot be calculated for an interval spanning a DB2 restart.

User response

Restart Autodisplay and interval processing if required.

FPEM223 **DB2 restart detected. Interval processing terminated**

Explanation

Statistics deltas cannot be calculated for an interval spanning a DB2 restart.

User response

Restart interval processing if required.

FPEM229 **Not all data displayed. Limited support for: <V1>.**

Explanation

Not all data returned by DB2 within IFCIDs are displayed on the Online Monitor panels.

- <V1> is the reason for the limitation

The following list shows the keywords for the reasons:

Multiple IFCID 2

For buffer pool information DB2 10 returns one or more IFCIDs 2. Only information from the first IFCID 2 is displayed on the panels. Further IFCIDs 2 are ignored.

User response

None.

FPEM250 **Invalid date. Required format is: <V1>**

Explanation

The date entered is not valid.

- <V1> is the valid date format.

User response

Enter a valid date.

FPEM251 **Invalid time. Required format is: HH:MM:SS**

Explanation

The time entered is not valid.

User response

Enter a valid time.

FPEM252 **History Date/Time is in the future**

Explanation

History date and time must be in the past.

User response

Reenter the date and time.

FPEM253 **History is not active**

Explanation

A history function could not be used because you are not connected to an active the Data Server. To use history, a server must be installed for the DB2 subsystem you are using.

User response

Select the Options panel from the Online Monitor main menu. Select the DB2 Subsystem panel and check that the Data Server for your DB2 subsystem has been started. If necessary, start the appropriate server and then reenter the panel. Connect to the server by selecting it from the subsystem list.

FPEM254 **History time is invalid. Required format is: HH:MM:SS**

Explanation

The history time entered is not valid.

User response

Enter a valid history time.

FPEM255 **History date is invalid. Required format is: <V1>**

Explanation

The history date entered is not valid.

- <V1> is the valid history date format.

User response

Enter a valid history date.

FPEM256 **Syntax error in HISTORY command. Valid formats are: HISTORY, HISTORY BACK, HISTORY FORWARD, HISTORY OFF, HISTORY <V1> HH:MM:SS, HISTORY <V2>, and HISTORY HH:MM:SS**

Explanation

None.

- <V1> is the date format.
- <V2> is the date format.

User response

Enter a valid HISTORY command.

FPEM257 **Error in HISTORY command. Date/Time entered is in the future**

Explanation

History date and time must be in the past.

User response

Reenter the date and time.

FPEM301 **Group buffer pool <V1> has been deleted**

Explanation

Group buffer pool information could not be refreshed.

- <V1> is the name of the group buffer pool.

User response

None.

FPEM302 **DPMOUT record has not formatted successfully**

Explanation

A severe error has occurred during formatting of the DPMOUT record.

User response

This is an internal error. If the condition recurs, contact IBM support.

FPEM303 **ISPF variables have not formatted successfully**

Explanation

A severe error has occurred during formatting of ISPF variables.

User response

This is an internal error. If the condition recurs, contact IBM support and quote the internal error number.

FPEM304 **Insufficient storage available for DPMOUT record formatting**

Explanation

When attempting to allocate storage for record formatting, the TSO/E region size was too small.

User response

Increase the region size of the user's TSO/E address space.

FPEM307 **System Parameters internal error <V1>**

Explanation

None.

- <V1> is the internal error code.

User response

If the problem recurs, contact IBM support and quote the internal error code.

FPEM308 **Insufficient storage during System Parameters initialization**

Explanation

There is insufficient storage for system parameters use.

User response

Increase the region size of the user's TSO/E address space.

FPEM309 **Buffer pool <V1> has been deleted**

Explanation

Buffer pool information could not be refreshed.

- <V1> is the name of the buffer pool.

User response

None.

FPEM404 Monitor write function disabled

Explanation

The monitor write function was deactivated by the global parameters function.

User response

None.

FPEM405 Monitor write function enabled

Explanation

The monitor write function was activated by the global parameters function.

User response

None.

FPEM411 Enter valid subsystem ID

Explanation

The DB2 subsystem ID contains invalid characters.

User response

Enter a valid DB2 subsystem ID.

FPEM412 Enter valid data set name

Explanation

The field does not contain a valid data set name.

User response

Enter a valid data set name.

FPEM413 Enter 1 or 2

Explanation

None.

User response

Enter 1 or 2.

FPEM414 Enter a valid Plan Name

Explanation

None.

User response

Enter a valid plan name.

FPEM415 Select only one server from the list

Explanation

None.

User response

Select one from the list.

FPEM416 Enter 1, 2, or 3

Explanation

A not valid number was entered into the disposition field.

User response

Enter 1, 2, or 3.

1

The current data is appended to previous data.

2

The current data replaces any previous data.

3

The data set is allocated for the user.

FPEM420 Memory size must be numeric in the range 1 to 4 (in MB)

Explanation

You specified a value that is not allowed.

User response

Specify either 1, 2, 3, or 4.

FPEM500 Subsystem <V1> is invalid. CAF RC <V2>, REASON <V3>

Explanation

An attempt was made to connect to a DB2 subsystem that does not exist.

- <V1> is the invalid subsystem name.
- <V2> is the Call Attach Facility (CAF) return code.
- <V3> is the DB2 reason code.

User response

Specify a valid DB2 subsystem ID for the MVS system that you are currently working on, using the global parameters function.

FPEM501 **DB2 release is <V1>, DB2 loadlib (dsnload) release is <V2>**

Explanation

The release level of the DB2 subsystem is not compatible with the DB2 load library currently allocated to your TSO/E session.

- <V1> is the DB2 release.
- <V2> is the DSNLOAD release.

User response

Be sure that the DB2 load library allocated to your TSO/E session is the same release level as the DB2 subsystem that you are connected to. The DB2 load library must not be allocated using LIBDEF.

FPEM502 **DB2 subsystem <V1> is not available. CAF RC <V2>, REASON <V3>**

Explanation

An attempt was made to connect to a DB2 subsystem that is valid, but is not currently running.

- <V1> is the name of the DB2 subsystem.
- <V2> is the Call Attach Facility (CAF) return code.
- <V3> is the CAF reason code.

User response

Start the DB2 subsystem or connect to a subsystem that is already active.

FPEM503 **You are not authorized to access DB2 subsystem <V1>**

Explanation

You do not have the access authority needed to connect to the requested DB2 subsystem. The most common cause is that you are not defined by RACF as having access to the subsystem.

- <V1> is the subsystem ID of the DB2 subsystem in question.

User response

Notify your security administrator.

FPEM504 **The server subsystem <V1> is not present. Performance Expert may not be installed correctly**

Explanation

The Performance Expert subsystem has not been installed correctly.

- <V1> is the server subsystem ID.

User response

Check the subsystem ID or reinstall correctly.

FPEM505 **You are not authorized to execute plan <V1>**

Explanation

You do not have the DB2 authority needed to execute the requested DB2 plan.

- <V1> is the DB2 plan name.

User response

Notify your security administrator.

FPEM506 **Currently allocated DB2 version not supported by DB2 PE**

Explanation

An attempt was made to connect to a DB2 version allocated to the user session that is not supported by your OMEGAMON XE for DB2 PE. In general, a higher DB2 version is not supported by a lower version of OMEGAMON XE for DB2 PE. Lower DB2 versions can be supported. For further information on which which DB2 versions are supported by your OMEGAMON XE for DB2 PE, see the manuals of the OMEGAMON XE for DB2 PE version you are using.

User response

Leave the Online Monitor and allocate the libraries of a supported DB2 version.

FPEM507 **Only one task in this ISPF logical session can be connected to DB2**

Explanation

An attempt has been made to start a second DSN or Call Attach Facility (CAF) connection to DB2 from one ISPF logical screen. This error may occur if you attempt to start a second Online Monitor session or start, for example, SPUFI and a second Online Monitor session in one ISPF logical screen.

User response

Exit the second Online Monitor session.

FPEM508 **DB2 subsystem <V1> is stopping, please end your session**

Explanation

The DB2 subsystem is terminating.

- <V1> is the name of the DB2 subsystem.

User response

End your session.

FPEM509 **DB2 subsystem <V1> is abnormally terminating, please end your session**

Explanation

The DB2 subsystem is abnormally terminating.

- <V1> is the name of the DB2 subsystem.

User response

End your session.

FPEM510 **No DB2 subsystem ID (SSID) has been specified. Select the Options function to specify a subsystem**

Explanation

You have not previously specified a DB2 subsystem ID on the Online Monitor panels.

User response

Select Options, then DB2 Subsystem to supply a DB2 subsystem ID.

FPEM511 **Nonzero CAF return code. RC <V1>, REASON <V2>**

Explanation

A DB2 call attach error has been detected.

- <V1> is the return code.
- <V2> is the reason code.

User response

See *DB2 Messages and Codes* (or the corresponding manual of the DB2 version you have installed) for an explanation of the return and reason codes.

FPEM512 **SQL error <V1> received**

Explanation

None.

- <V1> is the SQL error code.

User response

See *DB2 Messages and Codes* (or the corresponding manual of the DB2 version you have installed).

FPEM513 **Internal error <V1> while adding a message to the DB2I queue**

Explanation

None.

- <V1> is the SQL error code.

User response

Contact IBM support.

FPEM514 **You cannot change the DB2 subsystem while trace is active**

Explanation

None.

User response

Either wait until the trace has completed, or stop the trace. Then change to the new DB2 subsystem.

FPEM515 **Abends have stopped the monitor trace. Restart the trace**

Explanation

Abends in DB2 have caused the DB2 monitor trace to stop.

User response

Check the cause of the abend in DB2 and restart the monitor trace.

FPEM516 **MONITOR1, MONITOR2, or SYSADM authority is needed to use DB2 IFI**

Explanation

You do not have the authority needed to execute the DB2 IFI functions used by the Online Monitor. You require MONITOR1, MONITOR2, or SYSADM privilege.

User response

Notify your security administrator.

FPEM517 **IFCID <V1> is not valid/available on this DB2 subsystem**

Explanation

The Online Monitor issued a request for an IFCID from DB2 IFI, but the IFCID was not recognized by DB2. This should not happen on a normal DB2 subsystem.

- <V1> is the IFCID number.

User response

Apply necessary DB2 maintenance.

FPEM518 **Nonzero IFI return code. RC <V1>, REASON <V2>**

Explanation

A severe DB2 IFI error has been detected.

- <V1> is the DB2 return code.
- <V2> is the DB2 reason code.

User response

See *DB2 Messages and Codes* (or the corresponding manual of the DB2 version you have installed) for an explanation of the return and reason codes. If the problem recurs, contact IBM support.

FPEM519 **The connection to DB2 was lost prior to CAF call. RC <V1>, REASON <V2>**

Explanation

OMEGAMON XE for DB2 PE lost the connection to DB2.

- <V1> is the Call Attach Facility (CAF) return code.
- <V2> is the CAF reason code.

User response

Examine the DB2 activity to determine the cause of the disconnection. For further information, see also *DB2 Messages and Codes* (or the corresponding DB2 version you have installed).

FPEM520 **UDA allocation failed. Connection to server failed. Connection will be made to DB2**

Explanation

None.

User response

Check the Data Server log for error messages. If the problem recurs, contact IBM support.

FPEM521 **SRB allocation failed. Connection to server failed. Connection will be made to DB2**

Explanation

None.

User response

Check the Data Server log for error messages. If the problem recurs, contact IBM support.

FPEM522 **Invalid request passed to the Data Movement PC routine**

Explanation

None.

User response

Contact IBM support.

FPEM524 **No connect or disconnect routine available**

Explanation

None.

User response

Contact IBM support.

FPEM525 **Server User Manager task has terminated due to errors. Connection and Exception functions are not available**

Explanation

None.

User response

Contact IBM support.

FPEM526 **Server internal error. CODE <V1>, REASON <V2>**

Explanation

An internal error occurred.

- <V1> is the internal error code.

- <V2> is the internal reason code.

User response

Check the Data Server log for preceding messages or abends. If the problem cannot be corrected and recurs, contact IBM support.

FPEM527 **Server DIV internal error. CODE <V1>**

Explanation

An internal error occurred.

- <V1> is the internal error code.

User response

Check the Data Server log for error messages. If the problem recurs, contact IBM support.

FPEM528 **Server HISTORY internal error. CODE <V1>**

Explanation

An internal error occurred.

- <V1> is the internal error code.

User response

Check the Data Server log for preceding messages or abends. If the problem cannot be corrected and recurs, contact IBM support.

FPEM529 **TCB token storage could not be allocated. Connection to server failed. Connection will be made to DB2**

Explanation

An internal error occurred.

User response

Check the Data Server log for preceding messages or abends. If the problem cannot be corrected and recurs, contact IBM support.

FPEM530 **UDA allocation failed**

Explanation

An internal error occurred.

User response

Check the Data Server log for preceding messages or abends. If the problem cannot be corrected and recurs, contact IBM support.

FPEM531 **SRB allocation failed**

Explanation

An internal error occurred.

User response

Check the Data Server log for preceding messages or abends. If the problem cannot be corrected and recurs, contact IBM support.

FPEM532 **You are not authorized to connect to the server**

Explanation

You do not have MONITOR1, MONITOR2, or SYSADM authority.

User response

Obtain these authorities.

FPEM533 **SQL reason code of <V1> was received**

Explanation

A negative SQL code was entered while the server was checking user authorities.

- <V1> is the SQL reason code.

User response

See *DB2 Messages and Codes* (or the corresponding manual of the DB2 version you have installed) for an explanation of the SQL reason code.

FPEM534 **Invalid request passed to the Data Movement PC routine**

Explanation

An internal error occurred.

User response

Check the Data Server log for preceding messages or abends. If the problem cannot be corrected and recurs, contact IBM support.

FPEM535 **You are not authorized to connect to the selected maintenance server**

Explanation

You are not in the AdminUser list for this server.

User response

Add your user ID to the AdminUser list.

FPEM536 **You are not authorized to connect to the server, possibly because the Monitor Trace is not active**

Explanation

You were not granted authorization to connect to DB2. If you are a SYSADM, the system could not determine this due to a missing 106 IFCID.

User response

If you are a SYSADM, start the monitor trace, then you can connect as normal. Otherwise you do not have the required authorization to connect.

FPEM538 **TCB token storage could not be allocated**

Explanation

An internal error occurred.

User response

Check the Data Server log for preceding messages or abends. If the problem cannot be corrected and recurs, contact IBM support.

FPEM539 **Unknown return code set by the server**

Explanation

An internal error occurred.

User response

Check the console messages. If the problem cannot be corrected and recurs, contact IBM support.

FPEM540 **Subsystem internal error. SSI return code <V1>**

Explanation

An internal error occurred.

- <V1> is the subsystem Interface (SSI) return code.

User response

Check that the subsystem is installed correctly.

FPEM541 **Subsystem internal error. SSI was able to pass the request to the subsystem but received SSOB return code <V1>**

Explanation

An internal error occurred.

- <V1> is the SSOB return code.

User response

Ensure that the subsystem is installed correctly.

FPEM542 **Subsystem internal error due to server not of matching type to swap subsystems**

Explanation

An internal error occurred.

User response

Ensure that the subsystem is installed correctly.

FPEM543 **Subsystem internal error due to <V1> not attached to any server**

Explanation

An internal error occurred.

- <V1> is the DB2 subsystem ID.

User response

Ensure that the subsystem is installed correctly.

FPEM544 **Subsystem internal error. Unknown return code <V1>**

Explanation

An internal error occurred.

- <V1> is the return code.

User response

Ensure that the subsystem is installed correctly.

FPEM545 **Error during Disconnect from server PC routine. Return code <V1>**

Explanation

An internal error occurred.

- <V1> is the return code.

User response

Check the Data Server log for preceding messages or abends. If the problem cannot be corrected and recurs, contact IBM support.

FPEM546 **The area for handling all IFCID records is not large enough. <V1> IFCID records are SUPPRESSED**

Explanation

Some IFCID records are ignored by the thread display function. In case of thread summary display, not all threads are shown. In thread detail, the missing information adheres to locked resources. The information SUPPRESSED is in ascending importance of locked resources: single held locks, multiple held locks, locks with suspensions.

- <V1> is the number of records ignored.

User response

In case of thread summary, select the appropriate qualification, which shows the threads of interest but reduces the amount of IFCID data.

As a principle solution you can increase the size of the internal storage area that the Online Monitor uses to hold data for the selected purpose. For more information see *Monitoring Performance from ISPF*, Online Monitor options, Online Monitor Memory Usage window.

FPEM547 **Nonzero IFI return code. RC 4, REASON 00E60802. The IFCID return area is not large enough to accommodate all records from READS**

Explanation

Some IFCID records are ignored by the thread display function. In case of thread summary display, not all threads are shown. In thread detail, the missing information adheres to locked resources. RC 4 and REASON 00E60802 are the return code and reason code from the DB2 READS call.

User response

In case of thread summary, select the appropriate qualification, which shows the threads of interest but reduces the amount of IFCID data.

FPEM550 **Function <V1> is not supported for subsystem <V2> DB2 <V3>.**

Explanation

The release level of the DB2 subsystem is not supported by this version of OMEGAMON for Db2 PE.

<V1> denotes the unsupported function.

<V2> denotes the ID of the subsystem.

<V3> denotes the DB2 version.

The following list shows the keywords for the affected functions:

THREAD

Display Thread Activity

STATISTIC

Display Statistics

SYSPARM

Display System Parameters

EXCEPTION

Control Exception Processing

EXPLAIN

Explain

LOOK

Command LOOK to list exceptions

DB2

Command DB2 to submit DB2 commands

User response:

None.

FPEM600 **The collect subtask "<V1>" has terminated**

Explanation

The collect subtask has terminated.

- <V1> is the collect subtask.

User response

Exit from the Online Monitor before trying to start the collect subtask again. If the problem recurs, contact IBM support.

FPEM601 **The exception processor subtask has terminated**

Explanation

The exception processor has terminated.

User response

Exit from the Online Monitor before trying the function again. If the problem recurs, contact IBM support.

FPEM602 The collect exception notification subtask has terminated

Explanation

The collect exception notification subtask has terminated. Insufficient region size of your TSO/E session may be the primary cause of this problem.

User response

Increase the region size of the TSO/E session or terminate concurrently running ISPF applications before trying to restart the collect exception notification subtask again. If the problem recurs, contact IBM support.

FPEM650 Insufficient storage

Explanation

There is not sufficient virtual storage available to perform a diagnosis.

User response

Increase the amount of storage.

FPEM651 Diagnosis requires elapsed times for DB2 suspensions. These are not present or zero. Accounting or Monitor classes 2 and 3 may not be active or the thread may not have experienced suspensions

Explanation

There are minimum data requirements to perform a diagnosis. This message occurs if accounting or monitor classes 2 and 3 are not started or if they are started but no suspensions exist.

User response

Start the DB2 monitor or Accounting trace for the required classes.

FPEM652 The thread must have performed some buffer activity before it can be diagnosed

Explanation

There are minimum data requirements to perform a diagnosis. In this case, some areas of the trace data

provided by DB2 are empty due to insufficient buffer activity by the thread.

User response

The thread is not diagnosable. This applies, for example, if data regarding the use of buffer pools does not yet exist.

FPEM654 Unrecognized command. Valid commands for this panel are REINIT, DB2, LOOK, EXPLAIN, COLLECT, and OPTIONS

Explanation

The command you entered is not available in the current panel.

- <V1> is the command you entered.

User response

Enter one of the following commands:

REINIT

To restart the exception processor

DB2

To enter a DB2 command

LOOK

To display the Look Selections menu

EXPLAIN

To explain the current SQL statement

COLLECT

To display the Report Data menu

OPTIONS

To set default options.

FPEM655 No command allowed for this panel

Explanation

You have entered a command, that is not allowed for this panel.

User response

Select a thread or press a valid function key, but do not enter a command.

FPEM680 Please wait. Invoking Explain ...

Explanation

Online Monitor Explain is being invoked.

User response

None.

FPEM681 **Valid selection characters are:
<V1>**

Explanation

An SQL statement can only be selected by using a/or a country-designated character.

User response

Use either/or S to select the statement to be explained.

FPEM682 **Valid choices are: 1 for yes, 2 for
no**

Explanation

Only 1 or 2 can be used in this field. 1 indicates that the Options panel is to be displayed every time. 2 indicates that the Options panel is only displayed if you enter explain options.

User response

None.

FPEM683 **Only valid optional parameter for
Explain is 'OPTIONS'**

Explanation

The only valid parameter for the EXPLAIN command is OPTIONS.

User response

Enter either explain or explain options.

FPEM684 **Only 1 SQL statement can be
selected for Explain**

Explanation

More than one SQL statement has been selected for Explain from the summary panel.

User response

Select only one SQL statement to be explained.

FPEM685 **Range commands incomplete or
conflicting**

Explanation

The range commands E, En, or EE have been entered incorrectly.

User response

See *Monitoring Performance from ISPF* for a description of proper usage of the range commands.

FPEM686 **No explainable SQL statements
found in source code**

Explanation

No SQL statements eligible for Explain were found in the source module.

User response

See *Monitoring Performance from ISPF* for a description of the SQL statements that are eligible for Explain.

FPEM687 **No SQL statements eligible for
Explain found in source**

Explanation

No SQL statements eligible for Explain were found in the range of the specified source lines.

User response

See *Monitoring Performance from ISPF* for a description of the SQL statements that are eligible for Explain, and alter the range of the Explain to include eligible SQL statements.

FPEM688 **SQL statement found that is
greater than the maximum size**

Explanation

An SQL statement greater than the defined maximum has been detected.

User response

Reduce the size of the statement at cursor position.

FPEM691 **Only valid command is 'OPTIONS'**

Explanation

A command other than 'OPTIONS' has been entered on the SQL statement summary panel.

User response

Use the OPTIONS command for altering the Source Explain options.

FPEM692 **Error <V1> during ISPF table initialization**

Explanation

An error occurred during processing of an ISPF table command.

- <V1> is the error code.

User response

Ensure that the ISPF table libraries are allocated and that the allocated libraries are not full.

FPEM693 **Error <V1> during ISPF panel processing**

Explanation

An error occurred during processing of an ISPF panel.

- <V1> is the error code.

User response

Ensure that the ISPF panel libraries are allocated.

FPEM694 **SQL text not loaded. Problem reading text from ISPF table**

Explanation

An error has occurred while loading an SQL statement from an ISPF table in Online Monitor Explain.

- <V1> is the return code.

User response

Ensure that the ISPF table libraries are correctly allocated.

FPEM700 **Command <V1> is not valid here. Valid commands are DB2, LOOK, COLLECT, REINIT, OPTIONS, and HISTORY**

Explanation

The command you entered is not available in the current panel.

- <V1> is the command you entered.

User response

Enter one of the following commands:

DB2

To enter a DB2 command

LOOK

To display the Look Selections menu

COLLECT

To display the Report Data menu

REINIT

To restart the exception processor

OPTIONS

To set default options

HISTORY

To display HISTORY status.

FPEM701 **Command <V1> is not recognized. Valid commands are DB2, LOOK, COLLECT, REINIT, OPTIONS, and HISTORY**

Explanation

The command you entered could not be recognized.

- <V1> is the unrecognized command.

User response

Enter one of the following commands:

DB2

To enter a DB2 command

LOOK

To display the Look Selections menu

COLLECT

To display the Report Data menu

REINIT

To restart the exception processor

OPTIONS

To set default options

HISTORY

To display HISTORY status.

FPEM702 **Error connecting to <V1>. SQL CODE <V2>**

Explanation

An attempt to connect to a remote server failed.

- <V1> is the remote server.
- <V2> is the SQL code.

User response

See *DB2 Messages and Codes* (or the corresponding manual of the DB2 version you have installed) for an explanation of the stated SQL code and contact your system programmer.

FPEM703 **Error resetting connection to <V1>. SQL CODE <V2>**

Explanation

An attempt to reset connection to a remote server failed. Online Monitor Explain is still connected to the current server.

- <V1> is the remote server.
- <V2> is the SQL code.

User response

See *DB2 Messages and Codes* (or the corresponding manual of the DB2 version you have installed) for an explanation of the stated SQL code.

FPEM704 **Error setting current SQLID. SQL CODE <V1>**

Explanation

An attempt to set the current SQLID failed.

- <V1> is the SQL code.

User response

See *DB2 Messages and Codes* (or the corresponding manual of the DB2 version you have installed) for an explanation of the stated SQL code.

FPEM705 **Error setting current degree. SQL CODE <V1>**

Explanation

An attempt to set the current degree failed.

- <V1> is the SQL code.

User response

See *DB2 Messages and Codes* (or the corresponding manual of the DB2 version you have installed) for an explanation of the stated SQL code.

FPEM706 **Unexpected SQL error. SQL CODE <V1>**

Explanation

An unexpected SQL error occurred.

- <V1> is the SQL code.

User response

See *DB2 Messages and Codes* (or the corresponding manual of the DB2 version you have installed) for an explanation of the stated SQL code.

FPEM707 **Error locating current degree value for DBRM/package. SQL CODE <V1>. Current degree setting will default to 1**

Explanation

An attempt to extract the degree from the system catalogs for the DBRM/package returned an error. The current degree setting defaults to 1.

- <V1> is the SQL code.

User response

See *DB2 Messages and Codes* (or the corresponding manual of the DB2 version you have installed) for an explanation of the stated SQL code.

FPEM708 **Error setting Current Degree. SQL CODE <V1>. Processing to continue**

Explanation

An attempt to set the current degree for Explain of a DBRM package returned an error. Processing continues without the current degree being set to the value extracted from the system catalogs for the DBRM package.

- <V1> is the SQL code.

User response

See *DB2 Messages and Codes* (or the corresponding manual of the DB2 version you have installed) for an explanation of the stated SQL code.

FPEM710 **Enter a selection from 1 to 4**

Explanation

None.

User response

Enter a valid number.

FPEM711 **There are no matching rows in table <V1>**

Explanation

No rows were found that match your selection criteria.

- <V1> is the table name.

User response

Change the selection criteria.

FPEM712	The table <V1> could not be accessed
----------------	---

Explanation

None.

- <V1> is the table name.

User response

None.

FPEM713	Select just one row from the list of plan table entries
----------------	--

Explanation

None.

User response

Select only one row.

FPEM714	The query number must be numeric or blank
----------------	--

Explanation

None.

User response

Enter a valid query number, or blank to use the default query number.

FPEM715	Select just one package from the list
----------------	--

Explanation

None.

User response

Select only one package from the list.

FPEM716	Select just one statement from the list
----------------	--

Explanation

None.

User response

Select only one statement from the list.

FPEM717	There are no matching packages
----------------	---------------------------------------

Explanation

No packages were found that match your selection criteria.

User response

Change the selection criteria.

FPEM718	No SQL statements were found for this package
----------------	--

Explanation

The package has been bound but does not contain any SQL statements.

User response

Select a different package.

FPEM719	The plan table owner must be a valid name. Wildcard characters are not accepted
----------------	--

Explanation

None.

User response

Enter the correct OWNER of the plan table, or leave blank to use your own plan table.

FPEM720	Select just one DBRM from the list
----------------	---

Explanation

None.

User response

Select only one DBRM from the list.

FPEM721	Select just one statement from the list
----------------	--

Explanation

None.

User response

Select only one statement from the list.

FPEM722 **There are no matching DBRMs**

Explanation

No DBRMs were found that match your selection criteria.

User response

Reenter the DBRM and plan name.

FPEM723 **No SQL statements were found for this DBRM**

Explanation

The DBRM was bound but does not contain SQL statements.

User response

Select a different DBRM.

FPEM730 **The SQL statement text has not changed. The statement will not be explained**

Explanation

You canceled from the editor.

User response

To explain dynamically, use END from the edit session.

FPEM731 **The temporary data set <V1> is in use**

Explanation

None.

- <V1> is the data set name.

User response

Try again, and if the problem recurs, see your system programmer or contact IBM support.

FPEM732 **A severe error occurred while editing data set <V1>**

Explanation

An error occurred while editing the specified data set.

- <V1> is the data set name.

User response

Try again, and if the problem recurs, see your system programmer or contact IBM support.

FPEM733 **The SQL statement text is too long. The text has been truncated**

Explanation

None.

User response

Shorten the SQL statement.

FPEM740 **There are remote packages in this plan. The count of SQL statements does not include the statements from the remote packages**

Explanation

None.

User response

None.

FPEM741 **Select just one table partition from the list**

Explanation

None.

User response

Select only one table partition from the list.

FPEM742 **No partition information was found for this table space**

Explanation

None.

User response

None.

FPEM743 **Select just one index from the list**

Explanation

None.

User response

Select only one index from the list.

FPEM744 **No index information was found for this table**

Explanation

The table has no indexes.

User response

None.

FPEM745 **Select just one index partition from the list**

Explanation

None.

User response

Select only one index partition from the list.

FPEM746 **No partition information was found for this indexspace**

Explanation

None.

User response

None.

FPEM747 **Select just one column from the list**

Explanation

None.

User response

Select only one column from the list.

FPEM748 **No key column information was found for this column**

Explanation

A FETCH from the OMEGAMON XE for DB2 PE copy or view of the DB2 system catalog SYSKEYS table (DGO_SYSKEYS) returned no rows.

The DGO_SYSKEYS table can be created using the installation member FPEYCV71, or it can be a shadow catalog table copied from SYSIBM.SYSKEYS. If it is a shadow catalog table, it must be refreshed regularly.

User response

Run a query against the DGO_SYSKEYS table, such as:

```
SELECT COLNAME,ORDERING,COLSEQ
FROM h1q.DGO_SYSKEYS
WHERE IXCREATOR = 'PEABPV'
AND IXNAME = 'XPE2VMAN'
ORDER BY COLSEQ;
```

and compare the result with a similar query against the SYSIBM.SYSKEYS table. If there are differences, use the sample job FPEYRSQL to refresh the DGO_SYSKEYS table.

FPEM750 **There is no key column distribution information available**

Explanation

None.

User response

None.

FPEM751 **The table <V1> could not be accessed**

Explanation

None.

- <V1> is the table name.

User response

See your DB2 system administrator.

FPEM752 **This statement has no host variables**

Explanation

The explained statement has no host variables or was dynamically explained.

User response

None.

FPEM753 **Output truncated**

Explanation

The output work area is restricted to 800 lines (64 KB). The output is therefore truncated after 800 lines.

User response

Use Batch SQL statement Explain to get the full Explain output for the SQL statement.

FPEM754 **There is no column group distribution information available**

Explanation

Either the column group distribution information is not available or the DB2 version is less than 5.

User response

None.

FPEM760 **The SQL statement is not recognized or cannot be explained. Only SELECT, INSERT, UPDATE, and DELETE statements can be explained**

Explanation

If the SQL statement contains the correct SELECT, INSERT, UPDATE, and DELETE statements, it is possible that a comment is embedded within the SQL statement. In this case, remove the embedded comments and rerun the job.

User response

See *DB2 SQL Reference*.

FPEM761 **An existing PLAN_TABLE entry for this statement was not found. The statement has been dynamically explained**

Explanation

None. However, this message may also appear when explaining an SQL statement from thread activity and an existing entry was found in the PLAN_TABLE.

User response

In the latter case, to find the access path information determined at bind time, use option 2 or option 3 from the Explain menu, depending on whether a package or DBRM, respectively, is being used.

FPEM762 **This statement was explained at bind time**

Explanation

None.

User response

None.

FPEM763 **This statement was dynamically explained**

Explanation

None.

User response

None.

FPEM764 **Your plan table is no longer valid. Exit and reenter Explain to re-create the PLAN_TABLE**

Explanation

None.

User response

Exit and reenter Explain to re-create the plan table. If this is not successful, delete the plan table and reenter Explain.

FPEM770 **Your PLAN_TABLE has been successfully altered to DB2 <V1> format**

Explanation

None.

- <V1> is the DB2 release.

User response

None.

FPEM771 **A DB2 <V1> PLAN_TABLE has been created**

Explanation

None.

- <V1> is the DB2 release.

User response

None.

FPEM772 **Your PLAN_TABLE is invalid. Dynamic explains will not be performed**

Explanation

None.

User response

Exit Explain and delete your plan table. Reenter Explain to re-create a new plan table.

FPEM773 **Enter a valid database and table space name. Leave blank to use default names**

Explanation

None.

FPEM774 **The database or table space does not exist**

Explanation

None.

User response

Use a different database and table space name.

FPEM775 **<V1> not authorized to access <V2>.plan_table**

Explanation

The listed user does not have the authority to access the plan table.

- <V1> is the user.
- <V2> is the owner of the plan table.

User response

Obtain authority to access the plan table.

FPEM776 **<V1> not authorized to create table in <V2>**

Explanation

The user does not have the authority to create the plan table.

- <V1> is the current SQLID.
- <V2> is the database name.

User response

Obtain authority to create the plan table.

FPEM777 **<V1> not authorized to access <V2>.PLAN_TABLE. Statement dynamically explained**

Explanation

You do not have the authority to access the PLAN_TABLE related to the package or plan from which an SQL statement was selected to be explained. The SQL statement is explained dynamically by using the user's PLAN_TABLE.

- <V1> is the user ID.
- <V2> is the PLAN_TABLE owner ID.

User response

See your database administrator to get access to the PLAN_TABLE related to the selected package or plan.

FPEM780 **Subsystem <V1> is invalid. CAF RC <V2>, REASON <V3>**

Explanation

None.

- <V1> is the DB2 subsystem ID.
- <V2> is the Call Attach Facility (CAF) return code.
- <V3> is the CAF reason code.

User response

See *DB2 Messages and Codes* (or the corresponding manual of the DB2 version you have installed) for an explanation of the return and reason codes.

FPEM781 **DB2 subsystem <V1> is not available. CAF RC <V2>, REASON <V3>**

Explanation

None.

- <V1> is the DB2 subsystem ID.
- <V2> is the Call Attach Facility (CAF) return code.
- <V3> is the CAF reason code.

User response

See *DB2 Messages and Codes* (or the corresponding manual of the DB2 version you have installed) for an explanation of the return and reason codes.

FPEM782 **You are not authorized to access DB2 subsystem <V1>**

Explanation

None.

- <V1> is the DB2 subsystem ID.

User response

See your DB2 system administrator.

FPEM783 **You are not authorized to execute plan <V1>**

Explanation

None.

- <V1> is the plan name.

User response

See your DB2 system administrator.

FPEM784 **Only one task in this ISPF logical session can be connected to DB2**

Explanation

None.

User response

Exit OMEGAMON XE for DB2 PE and reenter. If the problem recurs, contact IBM support.

FPEM785 **DB2 PE has been disconnected from DB2 prior to CAF call. RC <V1>, REASON <V2>**

Explanation

None.

- <V1> is the Call Attach Facility (CAF) return code.
- <V2> is the CAF reason code.

User response

See *DB2 Messages and Codes* (or the corresponding manual of the DB2 version you have installed) for an explanation of the return and reason codes.

FPEM786 **DB2 release is not compatible with the DB2 loadlib (dsnload) release**

Explanation

None.

User response

Use the correct DB2 LOADLIB (DSNLOAD) release.

FPEM787 **Nonzero CAF return code. RC <V1>, REASON <V2>**

Explanation

None.

- <V1> is the Call Attach Facility (CAF) return code.
- <V2> is the CAF reason code.

User response

See *DB2 Messages and Codes* (or the corresponding manual of the DB2 version you have installed) for an explanation of the return and reason codes.

FPEM790 **An unexpected error has occurred in module <V1>. The error code is <V2>**

Explanation

None.

- <V1> is the module detecting the error.
- <V2> is the internal error code.

User response

See *DB2 Messages and Codes* (or the corresponding manual of the DB2 version you have installed) for an explanation of the error code.

FPEM791 **An ISPF <V1> service in module <V2> has returned code <V3>**

Explanation

None.

- <V1> is the ISPF service name.
- <V2> is the module detecting the error.
- <V3> is the ISPF return code.

User response

See the *OS/390 ISPF Services Guide* for an explanation of the ISPF return code. If the problem recurs, contact IBM support.

FPEM792 **Storage allocation failed for the Explain module**

Explanation

An error occurred while allocating storage for the Explain module.

User response

Exit DB2 PE, and try again. If the problem recurs, contact IBM support.

FPEM793 **The explain connection to DB2 subsystem <V1> failed. CAF return code <V2>, reason code <V3>**

Explanation

None.

- <V1> is the DB2 subsystem.
- <V2> is the Call Attach Facility (CAF) return code.
- <V3> is the reason code.

User response

See *DB2 Messages and Codes* (or the corresponding manual of the DB2 version you have installed) for an explanation of the return and reason codes.

FPEM794 **No entry found for <V1>.<V2> in SYSIBM.SYSTABLES catalog**

Explanation

This message is displayed if a table was not found in the SYSIBM.SYSTABLES catalog.

- <V1> is the table creator.
- <V2> is the table name.

User response

None.

FPEM800 **Please wait. Invoking Collect Report Data ...**

Explanation

The Online Monitor Collect Report Data function is being invoked.

User response

None.

FPEM802 **The DB2T storage area has not yet been allocated by the Collect subtask "<V1>"**

Explanation

The Collect facility sets up the DB2 **START TRACE** commands in this DB2T storage area. However, the Collect subtask was not able to create the storage area.

- <V1> is the Collect subtask.

User response

Run the Online Monitor in a larger region space.

FPEM803 **Destination <V1> has become inactive**

Explanation

The OPx destination used for the trace facility has become inactive, and data is no longer being written to the trace data set. One possible cause is that all traces that had <V1> as their destination have been stopped.

- <V1> is the OPx destination.

User response

None.

FPEM804 **Enter 1 (select), 2 (repeat), 3 (delete), or 4 (insert)**

Explanation

None.

User response

Correct the error.

FPEM806 **Collect Facility failed to save the user selections ISPF profile table. ISPF service <V1> returned code <V2> with message <V3>**

Explanation

When a user exits from the collect facility, any changes made to the table of user selections (as a result of configuring collect tasks) are saved in their ISPF profile. This message is issued when an error occurs in trying to save these details in the user's ISPF profile.

- <V1> is the name of the ISPF service.
- <V2> is the return code from the ISPF service.
- <V3> is the message that is issued by ISPF to explain the problem.

User response

Take note of the message issued by ISPF and respond accordingly. The following are possible reasons for this message:

- The ISPF profile data set is full.
- The ISPF profile data set does not have enough directory entries.

FPEM809 **Collect Report Data stopped because of an error and cannot be restarted. Exit the application, then restart.**

Explanation

The trace facility is unavailable due to a previous failure.

User response

Exit, then restart OMEGAMON XE for DB2 PE before trying to start the trace facility again. If the problem persists, contact IBM support.

FPEM810 **Trace destination <V1> is unavailable to you. RC <V2>, REASON <V3>. Either this OP destination is owned by another task, or you do not have the appropriate Monitor Class Authority**

Explanation

You cannot start a trace for the OP destination specified.

- <V1> is an OP buffer destination.
- <V2> is a READA return code.
- <V3> is a READA reason code.

User response

See *DB2 Messages and Codes* (or the corresponding manual of the DB2 version you have installed) for an explanation of the return and reason codes.

FPEM811 **You cannot leave Collect Report Data while trace is active**

Explanation

None.

User response

Either wait until the trace has completed, or stop the trace.

FPEM812 **The DB2T storage area for Stop Trace commands has not yet been allocated by the Collect subtask "<V1>"**

Explanation

The Collect facility sets up the DB2 STOP TRACE commands in this DB2T storage area. However, the Collect subtask was not able to create the storage area.

- <V1> is the name of the Collect subtask.

User response

Run the Online Monitor in a larger region space.

FPEM820 **Command <V1> is not recognized. Valid commands are DB2, LOOK, REINIT, OPTIONS, and HISTORY**

Explanation

A not valid command was entered at the command line.

User response

Enter one of the following commands:

DB2

To enter a DB2 command

LOOK

To display the Look Selections menu

REINIT

To restart the exception processor

OPTIONS

To set default options

HISTORY

To display HISTORY status or invoke HISTORY mode.

FPEM822 **Valid selections are 1, 2, 3, and 4**

Explanation

A not valid selection was made on the Collect Facility main panel.

User response

Select one of the listed selection codes and press Enter.

FPEM823 **Valid selections are 1, 2, and 3**

Explanation

A not valid selection was entered into the data set disposition field.

User response

Enter 1, 2, or 3.

FPEM824 **Enter a Task Description**

Explanation

The task description field on the Collect facility main panel is blank.

User response

Enter a meaningful task description.

FPEM825 **Select at least one report set**

Explanation

No selections were made on the Report Selection panel.

User response

Select one or more report sets.

FPEM826 **Generics are not allowed**

Explanation

An * was typed into one of the identifiers on the Trace Qualification panel.

User response

Enter the full qualifier name or names.

FPEM827 **The cursor must be on the 'For ifcid ...' field to use the PROMPT command**

Explanation

The PROMPT command was issued, and the cursor was not on a field to which the PROMPT command applies.

User response

Place the cursor on the field marked with + and reissue the PROMPT command.

FPEM828 **Enter a valid data set name**

Explanation

The data set name entered has a not valid format.

User response

Enter a valid data set name following the IBM naming conventions.

FPEM829 **Enter the time in 24-hour clock notation**

Explanation

The trace task start trigger time is not valid.

User response

Enter a time in 24-hour clock notation where hours are in the range of 0-23, minutes 0-59, and seconds 0-59.

FPEM831 **The cursor must be on either the 'Field...' or 'For ifcid...' field to use the PROMPT command**

Explanation

The PROMPT command was issued, and the cursor was not on a field to which the PROMPT command applies.

User response

Place the cursor on the field marked with + and reissue the PROMPT command.

FPEM832 **Enter a field name**

Explanation

The exception field name is required but it is blank.

User response

Enter the name of a valid exception field. Use the PROMPT command to display a list of valid fields. * is a valid value to represent any field.

FPEM833 **Select at least one starting exception event**

Explanation

No starting trigger fields have been selected on the Trigger By Exception Event panel.

User response

Select at least one start trigger value.

FPEM834 **Select at least one of the stop conditions 'Elapsed time' or 'Number of records collected' to ensure the Collect task will stop**

Explanation

One or both of the conditions 'elapsed time' and 'record collected' must be specified to ensure that the trace task will stop.

User response

Select one or both of these stop conditions.

FPEM835 **A valid IFCID is required when 'Number of IFCIDs collected' is selected**

Explanation

The stop condition 'number of IFCIDs' was selected, but no IFCID value was entered or the value entered is not numeric.

User response

Enter a valid IFCID number. Use the PROMPT command to display a list of valid IFCIDs.

FPEM836 **Command <V1> is not recognized. Valid commands are END and CANCEL**

Explanation

The text you entered is not recognized as a valid DB2 or OMEGAMON XE for DB2 PE command.

User response

Correct the input.

FPEM837 **Valid selections are 1 and 2**

Explanation

You specified an incorrect value.

User response

Select 1 or 2.

FPEM840 **Collect Report Data is already active on this screen**

Explanation

The Collect facility is already active on this ISPF screen.

User response

Exit the current screen until control is returned to the Collect facility.

FPEM841 **Collect task '<V1>' must be configured before the status and messages can be displayed**

Explanation

Status and messages for a trace task are not available until the task is configured.

- <V1> is the Collect task.

User response

Configure the task.

FPEM842 **Collect task '<V1>' has terminated, so cannot be restarted**

Explanation

The asynchronous trace task has terminated and therefore cannot be restarted.

- <V1> is the Collect task.

User response

To restart the task, exit and reenter the Online Monitor.

FPEM843 **Collect task '<V1>' is in error, so cannot be restarted**

Explanation

An unusual error has occurred that prevents the asynchronous task from running.

- <V1> is the Collect task.

User response

See the trace messages. Exit and reenter the Online Monitor to restart the task.

FPEM844 **Collect task '<V1>' must be configured before it can be started**

Explanation

The trace task cannot be started without a configuration.

- <V1> is the Collect task.

User response

Configure the task before you start it.

FPEM845 **Collect task '<V1>' has already been started**

Explanation

The trace task has already been started and is either collecting data or waiting for a start trigger.

- <V1> is the Collect task.

User response

Correct the selection.

FPEM846 **Collect task '<V1>' has not yet been configured**

Explanation

The trace task cannot be stopped because it has not yet been configured.

- <V1> is the Collect task.

User response

Correct the selection.

FPEM847 **Collect task '<V1>' must be started before it can be stopped**

Explanation

The trace task cannot be stopped because it has not yet been started.

- <V1> is the Collect task.

User response

Correct the selection.

FPEM848 **Collect task '<V1>' must be stopped before it can be reconfigured**

Explanation

The trace task cannot be reconfigured while it is running.

- <V1> is the Collect task.

User response

Stop the task before you reconfigure it.

FPEM850 **Select at least one Report Class**

Explanation

No selections were made on the Report Selection panel.

User response

Select one or more reports.

FPEM851 **Select at least one IFCID**

Explanation

No selections were made on the IFCID Selection panel.

User response

Select one or more IFCIDs.

FPEM852 **Enter at least one identifier in this panel**

Explanation

No identifiers have been entered on the Trace Qualification panel.

User response

Enter at least one identifier on the Trace Qualification panel.

FPEM853 **Only one set of DB2 qualifiers may have more than one qualifying value entered**

Explanation

Two or more identifiers have been entered in more than one group on the Trace Qualification panel.

User response

Only one group of identifiers may have two or more entries.

FPEM854 **Elapsed time is invalid**

Explanation

The user has chosen to stop the trace task after an elapsed time, but the time entered is zero or blank.

User response

Enter a time in seconds in the range of 1 to 99 999.

FPEM855 **Number of records is invalid**

Explanation

The user has chosen to stop the trace task after a number of records have been collected, but the number entered is zero or blank.

User response

Enter a number in the range of 1 to 99 999 999.

FPEM856 **Number of IFCIDs collected is invalid**

Explanation

The user has chosen to stop the trace task after a number of IFCIDs have been collected, but the number entered is zero or blank.

User response

Enter a number in the range of 1 to 9 999.

FPEM857 **IFCID number is invalid**

Explanation

The user has chosen to stop the trace task after a particular IFCID has been collected, but the IFCID specified is zero or blank.

User response

Enter a valid IFCID.

FPEM858 **<V1> command not valid in this panel. Valid commands are DB2, LOOK, REINIT, OPTIONS, and HISTORY**

Explanation

The command you entered is not available in the current panel.

- <V1> is the command you entered.

User response

Enter one of the following commands:

DB2

To enter a DB2 command

LOOK

To display the Look Selections menu

REINIT

To restart the exception processor

OPTIONS

To set default options

HISTORY

To display HISTORY status or invoke HISTORY mode.

FPEM859 **You will not receive information about asynchronous I/Os**

Explanation

Qualifying the plan or the authorization ID in the DB2 **START TRACE** command for performance trace class 4 restricts the data that DB2 produces to your task TCB and omits all asynchronous tasks including Sequential Prefetch.

User response

To ensure that all Sequential Prefetch related I/O is traced by DB2 and subsequently reported by DB2 PE, do not qualify by plan or by authorization ID.

FPEM860 **Select one item only**

Explanation

When using the Prompt facility for IFCIDs from the Trigger panels, more than one item was selected from the list displayed.

User response

Select only one item from the list.

FPEM861 **The IFCID value '<V1>' is invalid - use the PROMPT command for a list**

Explanation

The IFCID entered does not exist.

- <V1> is the invalid IFCID value.

User response

Enter a valid IFCID number or use the PROMPT command to display a list of valid IFCIDs.

FPEM862 **The IFCID value '<V1>' is not available. It has been excluded in Collect Configuration**

Explanation

The IFCID entered is not available. The IFCID has been excluded by selections made in Trace Configuration.

- <V1> is the invalid IFCID value.

User response

Enter a valid IFCID number or use the PROMPT command to display a list of valid IFCIDs. If the IFCID you wish to enter does not appear on this list, then the configuration must be changed.

FPEM863 **Select one report set**

Explanation

No selections were made on the Report Set Selection panel.

User response

Select one report set.

FPEM864 **Select one report class**

Explanation

No selections were made on the Report Set Selection panel.

User response

Select one report.

FPEM865 **Select one IFCID**

Explanation

No selections were made on the IFCID Selection panel.

User response

Select one IFCID.

FPEM866 **This is the only IFCID available.
Others were excluded in Collect
Configuration**

Explanation

When the PROMPT command was issued on the IFCID field, the system found only one IFCID that qualified for selection. The selection panels are bypassed, and this IFCID is displayed.

User response

None.

FPEM867 **The field identifier '<V1>' is invalid
- use the PROMPT command for a
list**

Explanation

The exception field entered does not exist.

- <V1> is the invalid field identifier.

User response

Enter a valid exception field name or use the PROMPT command to display a list of valid exception fields.

FPEM868 **No messages have been written
for the Collect subtask '<V1>'**

Explanation

There are no trace task messages to view.

- <V1> is the Collect subtask.

User response

None.

FPEM869 **The message list has not been
created for the Collect subtask
'<V1>'**

Explanation

There is no message area into which the trace task can write its messages.

User response

Exit and reenter 'Status and Messages'. The trace task then allocates the message area as part of its startup routine.

FPEM870 **Interval time must be in range of 1
through 1440 minutes**

Explanation

The time interval selected is outside the valid range.

User response

Specify a time interval between 1 and 1 440 minutes.

FPEM871 **Active time must be in range of 1
through 3600 seconds**

Explanation

The active time selected is outside the valid range.

User response

Specify an active time between 1 and 3 660.

FPEM872 **File format must be 1, 2 or 3**

Explanation

You specified a value for the file disposition that is not valid.

User response

Specify the file disposition as follows:

- 1 To append to the specified data set
- 2 To overwrite the specified data set
- 3 To allocate a new data set

FPEM873 **Size of OP buffer must be between 8 KB and 1024 KB**

Explanation

The size of the specified output buffer is outside the acceptable range.

User response

Specify a valid size for the output buffer.

FPEM874 **<V1> command not valid in this panel. Valid commands are END and CANCEL**

Explanation

- <V1> is the command you entered.

You can only stop a trace from this panel.

User response

None.

FPEM880 **Buffer size incorrect**

Explanation

The OP buffer size should be in the range 8 KB - 1024 KB.

User response

Specify a valid size for the output buffer.

FPEM881 **The data type is incorrect, use 1, 2, or 3**

Explanation

You specified an incorrect value.

User response

Specify the report data required, as follows:

- 1 Detail
- 2 Summary data

- 3 Catalog data only

FPEM882 **The start type is incorrect, use 1 or 2**

Explanation

You specified an incorrect value.

User response

You can choose the way data collection is started, as follows:

- 1 To start collection immediately
- 2 To start collection at a specified time.

FPEM884 **Interval time must be between 0 and 1440 minutes**

Explanation

None.

User response

Enter a valid interval time value, in the range 0-1 440.

FPEM885 **Active time must be between 0 and 3600 seconds**

Explanation

None.

User response

Enter a valid active time value, in the range 0-3 600.

FPEM886 **Interval time is less than active time**

Explanation

The interval time must be greater than the active time.

User response

Enter a time between 0 and 1 440 seconds, that is greater than the active time specified.

FPEM900 **Changes have been accepted**

Explanation

The changes you made in the panel have been validated and accepted.

User response

None.

FPEM901	<V1> command not valid in this panel. Valid commands are DB2, LOOK, COLLECT, OPTIONS, and HISTORY
----------------	--

Explanation

The command you entered is not available in the current panel.

- <V1> is the command you entered.

User response

Enter one of the following commands:

DB2

To enter a DB2 command

LOOK

To display the Look Selections menu

COLLECT

To display the Report Data menu

OPTIONS

To set default options

HISTORY

To display HISTORY status.

FPEM902	Unrecognized command. Valid commands for this panel are DB2, LOOK, COLLECT, OPTIONS, and HISTORY
----------------	---

Explanation

An unrecognized command was entered.

User response

Enter one of the following commands:

DB2

To enter a DB2 command

LOOK

To display the Look Selections menu

COLLECT

To display the Report Data menu

OPTIONS

To set default options

HISTORY

To display HISTORY status.

FPEM903	Exception log data set names must be different
----------------	---

Explanation

The periodic and display Exception Log data set names must be different when connected to a Data Server.

User response

Use unique data set names.

FPEM904	Exception file data set names must be different
----------------	--

Explanation

The periodic and display Exception File data set names must be different when connected to a Data Server.

User response

Use unique data set names.

FPEM905	Display exceptions found. <V1> total <V2> problem
----------------	--

Explanation

The Display Exception Processor has found exception conditions on the current panel.

- <V1> is the total number of exceptions.
- <V2> is the number of exceptions classified as problems.

User response

Use the LOOK command to look at a list of display exceptions.

FPEM907	Periodic interval must be numeric in the range 1 to 7200 seconds
----------------	---

Explanation

The periodic interval is not within allowable boundaries.

User response

Specify a periodic interval in the correct range.

FPEM908	Periodic interval must be numeric in the range 1 to 120 minutes
----------------	--

Explanation

The periodic interval is not within allowable boundaries.

User response

Specify a periodic interval in the correct range.

FPEM909 **The Exception Processor has terminated normally**

Explanation

The Online Monitor Exception Processor has been terminated from the Exception Processor panel (FPEMXP00).

User response

None.

FPEM910 **<V1> periodic warning exceptions found**

Explanation

The Periodic Exception Processor has detected warning exceptions.

- <V1> is the number of periodic exceptions.

User response

Use the LOOK command to look at the periodic exceptions.

FPEM911 **Display exceptions found. <V1> total, <V2> problem**

Explanation

The Display Exception Processor has found exception conditions on the current panel.

- <V1> is the total number of exceptions.
- <V2> is the number of exceptions classified as problems.

User response

Use the LOOK command to look at a list of display exceptions.

FPEM912 **Error attempting to close the Exception log**

Explanation

An error occurred when closing the exception log.

User response

None.

FPEM913 **Error attempting to close the Exception File**

Explanation

An error occurred when closing the Exception Log file.

User response

None.

FPEM914 **Error attempting to write to the Exception log**

Explanation

An error occurred when writing to the exception log. The log record was not written.

User response

See the accompanied system message in the asynchronous message log for action.

FPEM915 **Invalid data set name**

Explanation

The data set name specified does not conform to MVS standards.

User response

Enter a valid data set name.

FPEM917 **Unable to open vlist <V1>. RC <V2>**

Explanation

The Online Monitor detected an internal error.

- <V1> is the VLIST name.
- <V2> is the return code.

User response

If the problem recurs, contact IBM support.

FPEM918 **Event name <V1> is invalid**

Explanation

The Online Monitor detected a not valid event in the exception threshold data set.

- <V1> is the invalid event name you specified.

User response

Specify one of the following event types:

STAT

For statistics events

THRD

For thread activity events

ACCT

For accounting events.

FPEM919 **Field name <V1> is supported only by DB2 PE batch**

Explanation

The field name specified in the exception threshold data set is valid only in the batch component.

- <V1> is the field name.

User response

None.

FPEM920 **Field name <V1> is invalid for DB2 PE or DB2**

Explanation

The Online Monitor detected a not valid field name in the exception threshold data set.

- <V1> is the invalid field name.

User response

Correct the error.

FPEM921 **Field name <V1> is invalid for DB2 <V2>**

Explanation

The field name is not valid for the release of the DB2 subsystem to which you are connected.

- <V1> is the field name.
- <V2> is the release of the DB2 subsystem.

User response

Enter a valid field name.

FPEM922 **Field name <V1> invalid for this event**

Explanation

The field name specified in the exception threshold data set does not correspond with the event (for

example, a statistics field was specified for a THRD event).

- <V1> is the field name.

User response

Correct the error.

FPEM923 **Field value <V1> is not numeric**

Explanation

The field value specified in the exception threshold data set must be numeric.

- <V1> is the value specified for the field.

User response

Correct the error.

FPEM924 **Comparison operator <V1> is invalid**

Explanation

The comparison operator is not valid.

- <V1> is the specified comparison operator.

User response

Specify one of the following:

- > (greater than)
- < (less than).

FPEM925 **Field name <V1> cannot be qualified**

Explanation

An attempt was made to qualify a field, but the field is not eligible for qualification.

- <V1> is the name of the field.

User response

Correct the error.

FPEM926 **Field qualifier <V1> is invalid**

Explanation

The field qualification specified in the exception threshold data set is not valid.

- <V1> is the specified field qualifier.

User response

Specify one of the following field qualification values:

BPn

4 KB buffer pool number ($0 \leq n \leq 49$)

BP32K

32 KB buffer pool

BP32Kn

32 KB buffer pool number ($0 \leq n \leq 9$)

ANY

Any buffer pool

TOT

The total of all buffer pools

TOT4K

The total of all 4 KB buffer pools

TOT32K

The total of all 32 KB buffer pools.

FPEM927 <V1> is an invalid time value

Explanation

The time value specified for a field in the exception threshold data set is not valid.

- <V1> is the specified time value.

User response

Correct the error.

FPEM928 A time value is not valid for field <V1>

Explanation

A time value was specified for a field in the exception threshold data set that is not a time field.

- <V1> is the name of the field.

User response

Correct the error.

FPEM929 Exception Processor initialized with errors

Explanation

The Online Monitor exception processor was initialized, but errors were detected during initialization. These errors were not severe enough to keep the exception processor from being initialized, but the threshold entries in error were discarded. The errors are listed in the panel.

User response

Correct the errors.

FPEM930 Exception Processor has been initialized

Explanation

The Online Monitor exception processor was initialized successfully.

User response

None.

FPEM931 Comparison basis <V1> is invalid

Explanation

The comparison basis specified in the exception threshold data set is not valid.

- <V1> is the specified comparison basis.

User response

Specify one of the following:

V

Check field value against an absolute value

M

Check field value on a per-minute basis

S

Check field value on a per-second basis

C

Check field value on a per-commit basis.

FPEM932 Both problem value and warning value are blank

Explanation

Both the problem threshold value and the warning threshold value are blank.

User response

Specify a problem threshold value or a warning threshold value or both.

FPEM933 Invalid compare basis for a package field

Explanation

Valid compare bases are OCCUR and VALUE.

User response

Correct the input.

FPEM934	Per occur compare basis is valid for batch only
----------------	--

Explanation

None.

User response

Correct the input.

FPEM935	No valid threshold records
----------------	-----------------------------------

Explanation

All the records in the threshold data set specified on the Exception Processor panel (FPEMEP00 or FPEMEP02) are in error. The exception processor is not initialized when this occurs. The records in error and the reasons for the error are listed.

User response

Correct the errors.

FPEM936	Exception event notification started
----------------	---

Explanation

None.

User response

None.

FPEM937	Exception event notification stopped
----------------	---

Explanation

None.

User response

None.

FPEM938	Error attempting to write to the Exception file
----------------	--

Explanation

An error occurred when writing to the Exception Log file. The log file record was not written.

User response

See the accompanied system message in the asynchronous message log for action.

FPEM939	The Periodic Exception Processor has terminated and cannot be restarted. Exit from the Online Monitor before restarting
----------------	--

Explanation

An earlier error caused the periodic exception processor to terminate.

User response

Exit from the Online Monitor before trying to start the periodic exception processor again. If the problem recurs, contact IBM support.

FPEM940	The Periodic Exception Processor has terminated
----------------	--

Explanation

None.

User response

Restart the Online Monitor.

FPEM941	Environment <V1> is invalid
----------------	--

Explanation

The environment specified in the exception threshold data set is not valid.

- <V1> is the value specified for the environment.

User response

Correct the error. Valid values are:

- O** For online exception processing only
- B** For batch exception processing only
- Z** For batch and online exception processing.

FPEM942	Internal error building exception tables
----------------	---

Explanation

An error occurred during the building of the exception tables.

User response

If the problem recurs, contact IBM support.

FPEM943 The exception threshold data set is empty

Explanation

The threshold data set does not contain any records.

User response

Add records to the threshold data set or specify another threshold data set name.

FPEM944 Periodic Exception Processor started at <V1>

Explanation

The periodic exception processor is started.

- <V1> is the date and time at which the periodic exception processor started.

User response

None.

FPEM945 Periodic Exception Processor stopped at <V1>

Explanation

The periodic exception processor is stopped.

- <V1> is the date and time at which the periodic exception processor stopped.

User response

None.

FPEM946 Threshold data set from previous release is used

Explanation

The threshold data set from a previous release is being used. New identifiers have defaulted to accept all values.

User response

Convert the threshold data set using the threshold data editor to take full advantage of the new identifiers.

FPEM947 REINIT command not executed, Exception Processor not active

Explanation

The REINIT command can only be used if the exception processor is active.

User response

Use the Exception processor panel (FPEMXP00) to start the exception processor.

FPEM948 <V1> display problems. <V2> periodic problems

Explanation

Display or periodic exceptions have been found. This message is displayed if the Disable Auto option is set to N and problem exceptions have been found.

- <V1> is the number of display problems.
- <V2> is the number of periodic problems.

User response

None.

FPEM949 The Threshold data set contains records only valid for Batch

Explanation

There are no records in the exception threshold data set with an environment field that is either O or Z, or there are such records, but they are commented out.

User response

Initialize the exception processor with an exception threshold data set that contains threshold records valid for the Online Monitor.

FPEM950 <V1> periodic warning exceptions found

Explanation

Periodic warning exceptions have been found.

- <V1> is the total number of periodic warning exceptions.

User response

Press F4 to look at the exceptions.

FPEM951 Exception event details are not supported

Explanation

No details about a selected IFCID, respectively exception event, can be reported because the ISPF Online Monitor runs in DB2 10 toleration mode only.

User response

None.

FPEM952	REINIT command not allowed until previous command is completed
----------------	---

Explanation

The REINIT command cannot be entered until the previous command has completed its function.

User response

Press F3 and then enter the REINIT command.

FPEM953	Exception Event processor started at <V1>
----------------	--

Explanation

None.

- <V1> is the start time of the exception event processor.

User response

None.

FPEM954	Exception Event processor stopped at <V1>
----------------	--

Explanation

None.

- <V1> is the end time of the exception event processor.

User response

None.

FPEM955	Log or File error occurred. Check Periodic Message List
----------------	--

Explanation

Periodic exception processing caused an I/O error while trying to write records to log or file data set.

User response

Check the periodic message list using the Look panel to see what caused the error.

FPEM956	Authorization failure details not found
----------------	--

Explanation

None.

User response

None.

FPEM957	No exception events have occurred
----------------	--

Explanation

None.

User response

None.

FPEM958	No authorization failures have occurred
----------------	--

Explanation

None.

User response

None.

FPEM959	Exception event details not found
----------------	--

Explanation

None.

User response

None.

FPEM995	One or more online application subtasks could not be attached
----------------	--

Explanation

An error occurred during application startup.

User response

Refer to accompanying messages to detail the problem.

FPEM996	No data returned, so unable to process the request
----------------	---

Explanation

An unexpected error has occurred.

User response

Contact IBM support.

FPEM997 The program is already active for this logical screen

Explanation

You are already running OMEGAMON XE for DB2 PE.

You can only have one session of this program open at a time. This can happen also when the application stopped due to an error.

User response

Close the session, or close and restart ISPF, then restart OMEGAMON XE for DB2 PE.

FPEM998 The application cannot continue because DB2 interface module <V1> cannot be loaded

Explanation

The DB2 load library containing module <V1> is not in the program search path.

- <V1> is the DB2 interface module.

User response

Put the DB2 load library SDSNLOAD into the search path for load libraries, either by link list concatenation, by allocation to ISPLLIB, or by TSOLIB ACTIVATE.

FPEM999 The application cannot continue because of insufficient storage

Explanation

None.

User response

Increase the region size of the TSO/E session, or terminate concurrently running ISPF applications.

Chapter 15. FPEN - Record Trace messages

FPEN1246S

**UNSUCCESSFUL ATTEMPT WRITING TO THE FILE DATA SET OF
RECORD TRACE**

Explanation

An error occurred while writing data to the Record trace File data set.

User response

Check for system messages detailing the problem.

Chapter 16. FPEP - Spreadsheet Input Data Generator

FPEP1000E **THE INPUT PARAMETERS '<V1>' SPECIFY AN INVALID REQUEST. REASON <V2>.**

Explanation

The Spreadsheet Input Data Generator is invoked with invalid input parameters.

- <V1> is the string of input parameters.
- <V2> is the reason code.

The following reason codes might occur:

20

Invalid length. You can use only one blank between parameters.

24

Invalid value for TYPE. Use one of the following values:

- AFBU
- AFDF
- AFGE
- AFGP
- AFPK
- AFXC
- ASBU
- ASDF
- ASGE
- ASGP
- ASPK
- ASRF
- ASXC
- SBUF
- SDDF
- SGBP
- SGEN
- SSET
- SXCL

28

Invalid value for PERSEC. You must use Y or N.

32

Invalid value for PERSEC. Y is only valid for Statistics TYPE.

36

Invalid value for HDRROW. You must use F, Y, or N.

40

Invalid value for HDRPDCOL. You must use Y or N.

44

Invalid value for DELIM. You must use a comma (,) or a semicolon (;).

48

Invalid value for DECSEP. You must use a comma (,) or a period (.).

52

Invalid values for DELIM and DECSEP. You must use different values for these parameters.

User response

Correct the invalid input parameters and rerun the Spreadsheet Input Data Generator.

FPEP1001I **TYPE <V1> HAS BEEN REQUESTED.**

Explanation

The Spreadsheet Input Data Generator is invoked for type <V1>.

<V1> is the type of data for which a spreadsheet is requested. The type is related to the Performance Database tables and parts that are delivered in the RKO2SAMP / TKO2SAMP library.

User response

None.

FPEP1002I **CSV CREATION FOR TYPE <V1> STARTED.**

Explanation

The Spreadsheet Input Data Generator started to create spreadsheet data for type <V1>.

<V1> is the type of data. It is related to the Performance Database tables and parts that are delivered in the RKO2SAMP / TKO2SAMP library.

User response

None.

FPEP1003E FILE <V1>: ALLOCATION OF INTERNAL STRUCTURES FAILED AT START OF PROCESSING.

Explanation

The Spreadsheet Input Data Generator failed to allocate internal structures for the file at the start of processing.

<V1> is the name of the file.

User response

Check that the file records have the correct format.

FPEP1004E DEALLOCATION OF INTERNAL STRUCTURES FAILED AT END OF PROCESSING.

Explanation

The Spreadsheet Input Data Generator failed to deallocate internal structures at the end of processing.

User response

Check the system output. Contact IBM Support to report this problem.

FPEP1005E UNABLE TO OPEN FILE <V1>.

Explanation

An error occurred when opening the file.

<V1> is the name of the file.

User response

Check that the file exists and that it is in the correct format.

FPEP1006E UNABLE TO WRITE OUTPUT FILE.

Explanation

An error occurred when writing to the output file.

User response

Check the system output and correct the problem.

FPEP1007I FILE <V1>: ALLOCATION OF INTERNAL STRUCTURES FINISHED.

Explanation

The allocation of internal structures for the file finished.

<V1> is the name of the file.

User response

None.

FPEP1008I RECORDS IN: <V1>: RECORDS OUT: <V2> (INCL. HEADER ROW).

Explanation

<V1> is the number of input records processes.

<V2> is the number of records that are written to the output file.

User response

None.

FPEP1010I CSV CREATION FOR TYPE <V1> HAS FINISHED.

Explanation

The Spreadsheet Input Data Generator finished the creation of spreadsheet data for type <V1>.

<V1> is the type of data. It is related to the Performance Database tables and parts that are delivered in the RKO2SAMP / TKO2SAMP library.

User response

None.

FPEP1011E CSV CREATION FOR TYPE <V1> FAILED.

Explanation

The Spreadsheet Input Data Generator cannot create spreadsheet data for type <V1>.

<V1> is the type of data. It is related to the Performance Database tables and parts that are delivered in the RKO2SAMP / TKO2SAMP library.

User response

Check the system output and correct the problem.

FPEP1012E INVALID INPUT RECORD IN LINE <V1> FOR TYPE <V2>.

Explanation

The Spreadsheet Input Data Generator detected an invalid record. Therefore it cannot create spreadsheet data for type <V2>.

- <V1> is the line of the invalid record in the INPUT file.
- <V2> is the type of data. It is related to the Performance Database tables and parts that are delivered in the RKO2SAMP / TKO2SAMP library.

User response

Check that the INPUT file contains valid records, for example:

- If a statistics type Sxxx is selected: statistics FILE records or converted statistics SAVE-FILE records
- If an accounting type AFxx is selected: accounting FILE records
- If an accounting type ASxx is selected: converted accounting SAVE-FILE records.

FPEP1015E FILE <V1>: INVALID TOKEN <V2> ENDING AT POSITION <V3> IN LINE <V4>. TOKEN <V5> EXPECTED.

Explanation

The Spreadsheet Input Data Generator detected a syntactical error when processing input data.

- <V1> is the input file.
- <V2> is the invalid token.
- <V3> is the ending position of the invalid token.
- <V4> is the line in the input file of the invalid token.
- <V5> is the expected token.

User response

Check the input file and correct the problem.

FPEP1016E FILE <V1>: INVALID COLUMN <V2> USED IN WHEN CLAUSE.

Explanation

The Spreadsheet Input Data Generator detected an invalid column in the WHEN clause of a DB2 load statement.

- <V1> is the input file.
- <V2> is the invalid column.

User response

Check the input file and correct the problem.

FPEP1017E FILE <V1>: INVALID COLUMN <V2> USED IN A DEFAULTIF CLAUSE.

Explanation

The Spreadsheet Input Data Generator detected an invalid column in a DEFAULTIF clause of a DB2 load statement.

- <V1> is the input file.
- <V2> is the invalid column.

User response

Check the input file and correct the problem.

FPEP1018E FILE <V1>: INVALID COLUMN <V2> USED IN A NULLIF CLAUSE.

Explanation

The Spreadsheet Input Data Generator detected an invalid column in a NULLIF clause of a DB2 load statement.

- <V1> is the input file.
- <V2> is the invalid column.

User response

Check the input file and correct the problem.

FPEP1020E FILE <V1>: INVALID COLUMN <V2> USED IN FIELD SELECTION LIST. COLUMN NOT FOUND IN BPART.

Explanation

The Spreadsheet Input Data Generator detected an invalid column in the field selection list. This column is not specified in the metadata B-part.

- <V1> is the input file.
- <V2> is the invalid column.

User response

Check the input file. For example, make sure that the correct metadata part is used or that the correct column is specified in the field selection list.

FPEP1021E FILE <V1>: INVALID FIELD <V2> USED IN FIELD SELECTION LIST. FIELD NOT FOUND IN BPART.

Explanation

The Spreadsheet Input Data Generator detected an invalid field in the field selection list. This field is not specified in the metadata B-part.

- <V1> is the input file.
- <V2> is the invalid field.

User response

Check the input file. For example, make sure that the correct metadata part is used or that the correct field is specified in the field selection list.

FPEP1022E	FILE <V1>: INVALID COLUMN <V2> USED IN FIELD SELECTION LIST. COLUMN NOT FOUND IN LPART.
------------------	--

Explanation

The Spreadsheet Input Data Generator detected an invalid column in the field selection list. This column is not specified in the load statement (L-part).

- <V1> is the input file.
- <V2> is the invalid field.

User response

Check the input file and correct the problem.

FPEP1023E	FILE <V1>: INVALID FORMAT <V2> USED IN FIELD SELECTION LIST.
------------------	---

Explanation

The Spreadsheet Input Data Generator detected an invalid format function in the field selection list.

- <V1> is the input file.
- <V2> is the invalid format.

User response

Check the input file and use a valid format function. Valid format functions are MB, P2MB, HEX, or S2T.

FPEP1024E	FILE <V1>: INVALID FORMAT <V2> USED IN FIELD SELECTION LIST FOR FIELD <V3>. ENTRY MUST BE BLANK FOR TYPE <AGGR>.
------------------	---

Explanation

The Spreadsheet Input Data Generator detected an invalid format function in the field selection list. Fields with type *AGGR* must not have a format function.

- <V1> is the name of the input file.
- <V2> is the name of the invalid format.
- <V3> is the name of the field.

User response

Check the input file and remove the format function.

Chapter 17. FPEQ - Buffer Pool Analyzer messages

FPEQ7035E **FILE RECORD WAS NOT WRITTEN.
DDNAME = <V1>. RETURN CODE =
<V2>**

Explanation

An error occurred when attempting to write a record to the buffer pool File data set.

- <V1> is the ddname for the data set.
- <V2> is the return code from the write operation.

User response

Check the data set allocation.

FPEQ7102E **INPUT DATA DOES NOT CONTAIN
<V1> RECORDS**

Explanation

The input data set does not contain sufficient data to produce a detail buffer pool analysis report.

- <V1> identifies the missing data record. Possible values are:

DETAIL

OBJECT

GBP-0 TYPE

Group buffer pool attributes (IFCID 230) were not collected.

GBP-1 TYPE

Physical lock data (IFCID 251) was not collected.

GBP-2 TYPE

Group buffer pool activity information was not collected from DB2 statistics data (IFCID 2).

GBP-4 TYPE

Coupling facility cache statistics (IFCID 254) were not collected.

User response

Start a new DB2 trace, or use the trace configuration function to produce new input data containing the correct level of detail.

Depending on the detail, as well as the IFCIDs listed previously, you should include IFCIDs 6 and 7, or IFCIDs 8, 9, and 10, or IFCID 198, or all.

FPEQ7120I **UNABLE TO CORRECTLY PRINT
HEADER FOR BUFFER POOL
ACTIVITY REPORT**

Explanation

An error occurred while attempting to print the header on a buffer pool activity report.

User response

Rerun the job. If the problem recurs, contact IBM support.

FPEQ7270E **BUFFER POOL ACTIVITY
EXCEPTIONAL CONDITION.
INTERNAL ERROR CODE <V1>**

Explanation

An internal error occurred.

- <V1> are the internal error codes.

User response

Rerun the job. If the problem recurs, contact IBM support and quote the internal error codes.

FPEQ7450S **INITIALIZATION FAILED FOR
BUFFER POOL ACTIVITY
LIST. INSUFFICIENT STORAGE
AVAILABLE**

Explanation

There was insufficient storage available to continue processing.

User response

Increase the region size, and rerun the job.

FPEQ7500S **MAXIMUM NUMBER OF
SUPPORTED OBJECTS EXCEEDED**

Explanation

FILE data at object level cannot be generated because the number of objects in the DB2 catalog is greater than the number of objects currently supported by OMEGAMON XE for DB2 PE.

FILE data output at other levels (detail, buffer, or summary) is generated, when requested.

User response

Contact IBM support to request an increase to this limit.

FPEQ7502S **EXCEPTION OCCURRED DURING WRITING TO WORK FILE. <V1> OF <V2> RECORDS ALREADY WRITTEN.**

Explanation

Not enough data set space allocated for the amount of data to be written.

User response

Allocate more data set space. Use the actual allocation size and the values shown in the message to determine the minimum space required. Retry the operation.

FPEQ7504S **INSUFFICIENT STORAGE WHILE READING TRACE DATA. ONLY <V1> RECORDS READ.**

Explanation

Insufficient region size to store the amount of catalog data. The amount depends on the amount of trace data to be read.

User response

See the DB2 system catalog. From the catalog tables SYSIBM.SYSTABLESPACE and SYSIBM.SYSINDEXES determine the numbers of objects/rows to be read.

Compare the sum of these numbers with the number of records read and increase the region size accordingly. Run the job again.

FPEQ7600S **EXCEPTIONAL CONDITION OCCURRED DURING BUFFER POOL ACTIVITY PROCESSING. MAIN STORAGE ALLOCATION FAILED**

Explanation

There was not enough storage available to continue buffer pool activity processing.

User response

Increase the region size, and rerun the job.

FPEQ7610S **EXCEPTIONAL CONDITION OCCURRED DURING BUFFER POOL ACTIVITY PROCESSING. MAIN STORAGE RELEASE FAILED**

Explanation

An error occurred attempting to free virtual storage.

User response

Rerun the job. If the problem recurs, contact IBM support.

Chapter 18. FPER - SQL Activity report set messages

FPER0600S **EXCEPTIONAL CONDITION
OCCURRED DURING SQL
ACTIVITY PROCESSING. MAIN
STORAGE ALLOCATION FAILED**

Explanation

There was not enough storage available to continue SQL activity processing.

User response

Increase the region size and rerun the job.

FPER3270S **EXCEPTIONAL CONDITION
OCCURRED DURING SQL
ACTIVITY PROCESSING.
INTERNAL ERROR CODE <V1>**

Explanation

An internal error occurred.

- <V1> is the internal error code.

User response

If the internal error code is OVERFLOW, rerun the job and try one or more of the following actions to reduce the amount of data for an SQL Activity trace:

- Use the FROM/TO options for the GLOBAL command to specify a limited time interval.
- Rather than specifying WORKLOAD(ALL) in the TRACE subcommand, make an appropriate selection, for example, WORKLOAD(IO).
- Rather than collecting a large amount of data in one trace, specify the TRACE subcommand repeatedly (you can repeat it up to five times) to spread the information over several traces.

For all other internal error codes, rerun the job. If the problem recurs, contact IBM support and quote the internal error code.

FPER3280I **ONE OR MORE SQLDA ENTRIES
ARE MISSING.**

Explanation

An informational message as result from an SQLACTIVITY TRACE WORKLOAD(VARS) command, which requests that host variables data is to be shown in an SQL Activity trace. However, some entries in the SQL Descriptor Area (SQLDA) that are required for the execution of some SQL statements were not found.

User response

None.

FPER3281I **THE MAXIMUM OF 200 SQLDA
ENTRIES IS REACHED.**

Explanation

An informational message as result from an SQLACTIVITY TRACE WORKLOAD(VARS) command, which requests that host variables data is to be shown in an SQL Activity trace. More than 200 entries in the SQL Descriptor Area (SQLDA) were found but only the first 200 entries are shown in the SQL Activity trace.

User response

None.

FPER3282I **INTERNAL STORAGE LIMIT HAS
BEEN REACHED.**

Explanation

The amount of host variables data, identified by IFCID 247 records, exceeds the internal storage limit of 5 MB. Only stored data will be shown in the SQL Activity trace.

User response

Use the GLOBAL command to minimize the amount of data for the specific report.

Chapter 19. FPES - Statistics report set messages

FPES0005W **STATISTICS RECORD WITH IFCID 0002, SEQNO = <V1> MISSING. IFCID 0001, SEQNO = <V2> IGNORED. AFFECTING FUNCTIONS: <V3>**

Explanation

An IFCID 0001 record was found without a matching IFCID 0002 record, and was ignored.

- <V1> is the sequence number of the missing record.
- <V2> is the sequence number of the unmatched record.
- <V3> is REDUCE or TRACE/FILE.

Note that, depending on the operational situation, an additional line indicating the location, group, subsystem ID, member, date, and time may be displayed immediately following the message number.

User response

None.

FPES0010W **STATISTICS RECORD WITH IFCID 0001, SEQNO = <V1> MISSING. IFCID 0002, SEQNO = <V2> IGNORED. AFFECTING FUNCTIONS: <V3>**

Explanation

An IFCID 0002 record was found without a matching IFCID 0001 record, and was ignored.

- <V1> is the sequence number of the missing record.
- <V2> is the sequence number of the unmatched record.
- <V3> is REDUCE or TRACE/FILE.

Note that, depending on the operational situation, an additional line indicating the location, group, subsystem ID, member, date, and time may be displayed immediately following the message number.

User response

None.

FPES0015I **A DB2 RESTART HAS BEEN DETECTED. STATISTICS COUNTERS RESET. AFFECTING FUNCTIONS: <V1>. NEW BEGIN**

RECORD IFCID <V2>, SEQNO = <V3>

Explanation

A DB2 restart has been detected (the sequence number of the end record pair was lower than the begin record pair). Because a statistics delta calculation would result in negative values, the current begin record pair is discarded, and processing continues.

- <V1> is REDUCE or TRACE/FILE.
- <V2> is the IFCID number of the record where the restart was detected.
- <V3> is the sequence number of the record pair that is used as the new begin records.

Note that, depending on the operational situation, an additional line indicating the location, group, subsystem ID, member, date, and time may be displayed immediately following the message number.

User response

None.

FPES0020I **STATISTICS REDUCE COMPLETE**

Explanation

Statistics REDUCE processing is completed.

User response

None.

FPES0025I **STATISTICS FILE COMPLETE. <V1> RECORDS WRITTEN TO DDNAME <V2>**

Explanation

A STATISTICS FILE subcommand has completed its function.

- <V1> is the number of records written.
- <V2> is the destination ddname.

User response

None.

FPES0030I **STATISTICS SAVE COMPLETE**

Explanation

Statistics SAVE processing is completed.

User response

None.

**FPES0035E FILE RECORD WAS NOT WRITTEN.
DDNAME = <V1>. RETURN CODE =
<V2>**

Explanation

An error occurred when attempting to write a record to the Statistics File data set.

- <V1> is the ddname for the data set.
- <V2> is the return code from the write operation.

User response

Check the data set allocation.

**FPES0040S EXCEPTIONAL CONDITION
OCCURRED DURING STATISTICS
<V1> PROCESSING. MAIN
STORAGE ALLOCATION FAILED**

Explanation

There was not sufficient storage available for statistics processing to continue.

- <V1> is RECORD or REPORT.

User response

Increase the region size and rerun the job.

**FPES0045S EXCEPTIONAL CONDITION
OCCURRED DURING STATISTICS
<V1> PROCESSING. MAIN
STORAGE RELEASE FAILED**

Explanation

An attempt to release storage failed.

- <V1> is RECORD or REPORT.

User response

Rerun the job. If the problem recurs, contact IBM support.

**FPES0050S VSAM <V1> FUNCTION FAILED
ON DDNAME <V2>. VSAM RETURN
CODE <V3>. REASON CODE <V4>.
SAVE RECORD WAS NOT ADDED**

Explanation

An attempt to write a SAVE record failed.

- <V1> is the name of the VSAM function that failed.
- <V2> is the ddname for which the function failed.
- <V3> is the VSAM return code.
- <V4> is the VSAM reason code.

User response

See the appropriate VSAM documentation.

**FPES0055S PUT FUNCTION FAILED
ON DDNAME <V1> WHILE
EXTERNALIZING REDUCED
RECORDS**

Explanation

An error occurred when writing records to the statistics REDUCE work data set.

- <V1> is the ddname.

User response

Check for system messages detailing the problem.

**FPES0060W A STATISTICS <V1> DELTA
CALCULATION RESULTED IN
NEGATIVE VALUES. BEGIN
RECORD IFC SEQNO = <V2>**

Explanation

The calculation for a statistics delta record resulted in negative values. The results are ignored and processing continues.

- <V1> is REDUCE or TRACE/FILE.
- <V2> is the sequence number of the begin records.

User response

None.

**FPES0065U EXCEPTIONAL PROCESSING
CONDITION WHILE GENERATING
STATISTICS LIST 1.
INSUFFICIENT STORAGE
AVAILABLE**

Explanation

There was not enough storage available for statistics processing to continue.

User response

Increase the region size and rerun the job.

**FPES0070U INITIALIZATION FAILED
FOR STATISTICS LIST
1. INSUFFICIENT STORAGE
AVAILABLE**

Explanation

There was not enough storage available to continue the initialization for statistics list 1.

User response

Increase the region size and rerun the job.

**FPES0075U EXCEPTIONAL PROCESSING
CONDITION WHILE GENERATING
STATISTICS LIST 2.
INSUFFICIENT STORAGE
AVAILABLE**

Explanation

There was not enough storage available for statistics processing to continue.

User response

Increase the region size and rerun the job.

**FPES0080U INITIALIZATION FAILED
FOR STATISTICS LIST
2. INSUFFICIENT STORAGE
AVAILABLE**

Explanation

There was not enough storage available to continue the initialization for statistics list 2.

User response

Increase the region size and rerun the job.

Chapter 20. FPET - Utility Activity report set messages

FPET0600S **EXCEPTIONAL CONDITION
OCCURRED DURING UTILITY
ACTIVITY PROCESSING. MAIN
STORAGE ALLOCATION FAILED**

Explanation

There was not enough storage available for utility activity processing to continue.

User response

Increase the region size and rerun the job.

FPET0610S **EXCEPTIONAL CONDITION
OCCURRED DURING UTILITY
ACTIVITY PROCESSING. MAIN
STORAGE RELEASE FAILED**

Explanation

An attempt to free storage failed.

User response

Rerun the job. If the problem recurs, contact IBM support.

FPET1020I **UNABLE TO CORRECTLY PRINT
HEADER FOR UTILITY ACTIVITY
REPORT**

Explanation

An error occurred while attempting to print the header on a Utility Activity report.

User response

Rerun the job. If the problem recurs, contact IBM support.

FPET1030W **THE INTERNAL LIMIT OF PHASES
THAT CAN BE PROCESSED HAS
BEEN EXCEEDED. PROCESSING
CONTINUES WITH <V1>
REGISTERED PHASES WITHOUT
ADDITIONAL ONES.**

Explanation

Processing is limited to <V1> phases. New phases found after reaching this limit cannot be processed.

User response

Ensure that the input trace data does not include more than the maximum number of phases.

FPET1040W **THE INTERNAL LIMIT OF
SUBTASKS THAT CAN BE
PROCESSED HAS BEEN
EXCEEDED. PROCESSING
CONTINUES WITH <V1>
REGISTERED SUBTASKS
WITHOUT ADDITIONAL ONES.**

Explanation

Processing is limited to <V1> subtasks. New subtasks found after reaching this limit cannot be processed.

User response

Ensure that the input trace data does not include more than the maximum number of subtasks. For example, check and adapt the PARALLEL option of the COPY or RECOVER utility when collecting DB2 trace data.

FPET3270E **EXCEPTIONAL CONDITION
OCCURRED DURING UTILITY
ACTIVITY PROCESSING.
INTERNAL ERROR CODE <V1>**

Explanation

An internal error occurred.

- <V1> is the internal error code.

User response

Rerun the job. If the problem recurs, contact IBM support and quote the internal error code.

FPET4500E **INITIALIZATION FAILED FOR
UTILITY ACTIVITY LIST.
INSUFFICIENT STORAGE
AVAILABLE**

Explanation

There was insufficient storage available to continue processing.

User response

Increase the region size and rerun the job.

Chapter 21. FPEU - Utility Services messages

FPEU0001U UNABLE TO LOAD BASE SERVICES

Explanation

An error occurred during initialization.

User response

Rerun the job. If the problem recurs, see your system programmer or contact IBM support.

FPEU0002U UNABLE TO LOAD NLS SUPPORT MODULE

Explanation

An error occurred during initialization of NLS support.

User response

Rerun the job. If the problem recurs, see your system programmer or contact IBM support.

FPEU0003S <V1> IS AN INVALID VALUE IN THE DATEFORMAT PARAMETER

Explanation

The value supplied in the DATEFORMAT parameter is not valid.

- <V1> is the invalid value.

User response

The DATEFORMAT parameter must be eight characters long and contain one each of *DD*, *MM*, and *YY* for the day, month, and year, respectively. You can specify the day, month, and year in any order. A single character delimiter is also required in the third and sixth positions.

FPEU0004S DATEFORMAT PARAMETER VALUE <V1> HAS BEEN SPECIFIED MORE THAN ONCE

Explanation

The value for day (*DD*), month (*MM*), or year (*YY*) has been specified more than once. For example, a DATEFORMAT of *DD-DD-YY* was specified.

- <V1> is the duplicated DATEFORMAT parameter value.

User response

Correct the JCL and rerun the job.

FPEU0005S <V1> IS AN INVALID DELIMITER IN THE DATEFORMAT PARAMETER

Explanation

Valid delimiters are the “/”, “-”, or “.” characters.

- <V1> is the invalid delimiter.

User response

Use a valid delimiter.

FPEU0006I DATEFORMAT PARAMETER OF <V1> HAS BEEN ACCEPTED

Explanation

The supplied DATEFORMAT parameter was accepted.

- <V1> is the accepted DATEFORMAT parameter.

User response

None.

FPEU0007U UNABLE TO LOAD ISPF SUPPORT MODULE

Explanation

The ISPF services are required to run OMEGAMON XE for DB2 PE but the support module could not be loaded. This message should be accompanied by another message indicating the problem.

User response

See the accompanying message to correct the error.

FPEU0008U UNABLE TO USE ISPF SERVICES

Explanation

The ISPF services are required to run OMEGAMON XE for DB2 PE but could not be used. This message should be accompanied by another message indicating the problem.

User response

See the accompanying message to correct the error.

**FPEU0009S PROCESSING HAS BEEN
TERMINATED DUE TO PREVIOUS
ERRORS**

Explanation

None.

User response

Check the previous error messages, correct the input, and rerun the job.

FPEU0011U UNABLE TO INIT BASE SERVICES

Explanation

An error occurred during initialization of the base services. This message should be accompanied by another message indicating the problem.

User response

See the accompanying message to correct the error.

**FPEU0015I SECOND SESSION NOT
SUPPORTED**

Explanation

A second session of the OMEGAMON for DB2 PE ISPF Online Monitor is started in a ISPF split screen. This second session is not supported.

User response

None.

**FPEU0020E UNABLE TO ALLOCATE VIRTUAL
STORAGE. GETMAIN RETURN
CODE: <V1>, STORAGE
REQUESTED: <V2>, SUBPOOL:
<V3>, LOCATION: <V4>**

Explanation

An error occurred attempting to allocate virtual storage.

- <V1> is the GETMAIN return code.
- <V2> is the STORAGE length.
- <V3> is the SUBPOOL.
- <V4> is the location.

User response

Rerun the job. If the problem recurs, contact IBM support.

**FPEU0021W UNABLE TO FREE VIRTUAL
STORAGE. FREEMAIN RETURN
CODE: <V1>, STORAGE ADDRESS:
<V2>, STORAGE LENGTH: <V3>,
SUBPOOL: <V4>**

Explanation

An error occurred attempting to free virtual storage.

- <V1> is the FREEMAIN return code.
- <V2> is the STORAGE address.
- <V3> is the STORAGE length.
- <V4> is the SUBPOOL.

User response

Rerun the job. If the problem recurs, contact IBM support.

**FPEU0022W UNABLE TO RELEASE VIRTUAL
STORAGE FROM SUBPOOL <V2>.
FREEMAIN RETURN CODE: <V1>**

Explanation

An error occurred attempting to release virtual storage.

- <V1> is the FREEMAIN return code.
- <V2> is the SUBPOOL.

User response

Rerun the job. If the problem recurs, contact IBM support.

**FPEU0025E AN ERROR OCCURRED DURING
DYNALLOC. DYNALLOC RETURN
CODE: <V1>, ERROR REASON
CODE: <V2>, INFORMATION
REASON CODE: <V3>**

Explanation

An error occurred during dynamic allocation.

- <V1> is the DYNALLOC return code.
- <V2> is the error reason code.
- <V3> is the information reason code.

User response

See *MVS Messages and Codes* (or the corresponding manual of the MVS version you have installed) for an explanation of the return code and reason codes. If the problem recurs, contact IBM support.

**FPEU0027E UNABLE TO LINK TO MODULE
<V1>. ABEND CODE <V2>**

Explanation

A link could not be made to the load module required for OMEGAMON XE for DB2 PE.

- <V1> is the name of the module.
- <V2> is the abend code returned from the system.

User response

See *MVS Messages and Codes*.

**FPEU0028E UNABLE TO LOAD MODULE <V1>.
ABEND CODE <V2>**

Explanation

A load module required to run OMEGAMON XE for DB2 PE could not be loaded into virtual storage.

- <V1> is the name of the load module.
- <V2> is the abend code returned from the system.

User response

See *MVS Messages and Codes* for an explanation of the system abend code.

**FPEU0029W UNABLE TO DELETE MODULE
<V1>. RETURN CODE <V2>**

Explanation

A load module previously loaded by OMEGAMON XE for DB2 PE could not be deleted from virtual storage.

- <V1> is the load module not dropped.
- <V2> is the return code from SVC 9.

User response

Contact IBM support.

**FPEU0040W VSAM FILE <V1> WAS OPENED
SUCCESSFULLY BUT A WARNING
WAS ISSUED. VSAM RETURN
CODE: <V2>, VSAM REASON CODE
<V3>**

Explanation

None.

- <V1> is the name of the VSAM file.
- <V2> is the VSAM return code.
- <V3> is the VSAM reason code.

User response

See the appropriate VSAM documentation.

**FPEU0041E VSAM FILE <V1> COULD NOT BE
OPENED. VSAM RETURN CODE:
<V2>, VSAM REASON CODE: <V3>**

Explanation

None.

- <V1> is the name of the VSAM file.
- <V2> is the VSAM return code.
- <V3> is the VSAM reason code.

User response

See the appropriate VSAM documentation.

**FPEU0042E FILE <V1> COULD NOT BE
OPENED. SYSTEM ABEND CODE:
<V2>**

Explanation

None.

- <V1> is the file name
- <V2> is the system abend code

User response

See the operating system documentation for an explanation of the system abend. If the problem recurs, contact IBM support.

**FPEU0043E FILE <V1> WAS NOT OPENED.
IT HAS AN INCORRECT RECORD
FORMAT**

Explanation

None.

- <V1> is the file name.

User response

Allocate the file with the correct record format. See the *Report Command Reference* for more information. The record formats are described in "The Performance Expert command Stream", section "DD Statements".

**FPEU0044E FILE <V1> WAS NOT OPENED.
IT HAS AN INCORRECT RECORD
LENGTH**

Explanation

None.

- <V1> is the file name.

User response

Allocate the file with the correct record length. See the *Report Command Reference* for more information.

**FPEU0045E UNABLE TO READ FROM FILE
<V1>. SYSTEM ABEND CODE: <V2>**

Explanation

An error occurred while reading from a file.

- <V1> is the file name.
- <V2> is the system abend code.

User response

See *MVS Messages and Codes* for an explanation of the system abend code. If the problem recurs, contact IBM support.

**FPEU0046E UNABLE TO READ FROM FILE
<V1>. SYSTEM MESSAGE BUFFER:
<V2>**

Explanation

An error occurred while reading from a file.

- <V1> is the file name.
- <V2> is the system message buffer.

User response

See the SYNADAF macro in *DSFSMS/MVS Macro Instruction for Data Set* for the system message buffer code.

**FPEU0047E UNABLE TO WRITE TO FILE <V1>.
SYSTEM ABEND CODE: <V2>**

Explanation

An error occurred while writing to a file.

- <V1> is the file name.
- <V2> is the system abend code.

User response

See *MVS Messages and Codes* for an explanation of the system abend code. If the problem recurs, contact IBM support.

**FPEU0048E UNABLE TO WRITE TO FILE <V1>.
SYSTEM MESSAGE BUFFER: <V2>**

Explanation

An error occurred while writing to a file.

- <V1> is the file name.
- <V2> is the system message buffer.

User response

See the SYNADAF macro in *DSFSMS/MVS Macro Instruction for Data Set* for the system message buffer code.

**FPEU0049E VSAM FILE <V1> COULD NOT BE
CLOSED. VSAM REASON CODE:
<V2>**

Explanation

An error occurred closing the VSAM file.

- <V1> is the VSAM file.
- <V2> is the VSAM reason code.

User response

See the appropriate VSAM documentation.

**FPEU0050E FILE <V1> COULD NOT BE CLOSED.
SYSTEM ABEND CODE: <V2>**

Explanation

An error occurred closing a file.

- <V1> is the file name.
- <V2> is the system abend code.

User response

See *MVS Messages and Codes* for an explanation of the system abend code. If the problem recurs, contact IBM support.

**FPEU0051E FILE <V1> COULD NOT BE CLOSED.
SYSTEM MESSAGE BUFFER: <V2>**

Explanation

An error occurred closing a file.

- <V1> is the file name.
- <V2> is the system message buffer.

User response

See the SYNADAF macro in *DSFSMS/MVS Macro Instruction for Data Set* for the system message buffer code.

FPEU0052E UNABLE TO EXTRACT DIRECTORY INFORMATION FOR MEMBER <V1> IN FILE <V2>. RETURN CODE <V3>, REASON CODE <V4>

Explanation

None.

- <V1> is the member name.
- <V2> is the file name.
- <V3> is the return code.
- <V4> is the reason code.

User response

See the BLDL macro in *DSFSMS/MVS Macro Instruction for Data Set* for the system message buffer code.

FPEU0053E UNABLE TO FIND MEMBER <V1> IN FILE <V2>. RETURN CODE <V3>, REASON CODE <V4>

Explanation

None.

- <V1> is the member name.
- <V2> is the file name.
- <V3> is the return code.
- <V4> is the reason code.

User response

See the FIND macro in *DSFSMS/MVS Macro Instruction for Data Set* for the system message buffer code.

FPEU0060E CODEPAGE TRANSLATION FAILED WITH RETURN CODE <V1>, REASON CODE <V2>.

Explanation

The codepage translation failed. The z/OS Support for Unicode has returned the specified values. <V1> is the return code from z/OS Support for Unicode, <V2> is the reason code from z/OS Support for Unicode.

DB2 trace records might contain strings in Unicode (UTF-8) format. OMEGAMON XE for DB2 PE uses the z/OS Support for Unicode to convert these strings to other CCSIDs for output to reports. This requires that the z/OS Support is set up correctly on the system

where OMEGAMON XE for DB2 PE is executed. On a system where DB2 is installed this will be the case automatically because DB2 also requires this support.

User response

Check that the z/OS Support for Unicode is installed correctly and provides conversions from CCSID 1208 to the destination EBCDIC CCSID 500. Check the system log for additional messages.

FPEU0100S INFORMATION FOR PROBLEM ANALYSIS BY SUPPORT: REFERENCE IS MODULE <V1>, CODE=<V2>

Explanation

This message does not necessarily indicate an error condition. It is used to assist internal analysis of problems if reported to IBM.

User response

Look at the messages immediately preceding and following this message. Contact IBM support if one of these messages indicates a problem that cannot be solved.

FPEU0101S INTERNAL ERROR IN MODULE <V1>, CODE=<V2>, DIAGNOSTIC DATA=<V3>

Explanation

An internal error occurred because a task that is normally started by the data collector for the OMEGAMON XE for DB2 PE Client was started manually. Data collector started tasks are started by OMEGAMON XE for DB2 PE when needed, and must not be started manually.

- <V1> is the module name.
- <V2> is the error code.
- <V3> is the diagnostic data.

User response

If the problem recurs, contact IBM support.

FPEU0200S DB2 CAF SUPPORT CANNOT BE LOADED. DB2 LOAD LIBRARY MAY NOT BE SPECIFIED IN STEPLIB

Explanation

OMEGAMON XE for DB2 PE could not load the Call Attach Facility (CAF) support modules. One possible

reason is that the DB2 load library is missing in the STEPLIB DD statement.

User response

Determine why OMEGAMON XE for DB2 PE cannot load the required modules. Resubmit the job.

**FPEU0201S CALL ATTACH FUNCTION <V1>
FAILED. RETURN CODE <V2>,
REASON CODE <V3>**

Explanation

A problem was encountered while establishing a connection to DB2.

- <V1> is the Call Attach Facility (CAF) function.
- <V2> is the return code.
- <V3> is the reason code.

User response

See *DB2 Messages and Codes* (or the corresponding manual of the DB2 version you have installed) for an explanation of the return and reason codes.

**FPEU0202S UNICODE CONVERSION SUPPORT
CANNOT BE LOADED. Z/OS
SUPPORT FOR UNICODE MAY NOT
BE INSTALLED CORRECTLY.**

Explanation

The z/OS Support for Unicode could not be loaded to perform a required codepage translation. Program execution is terminated.

DB2 trace records might contain strings in Unicode (UTF-8) format. OMEGAMON XE for DB2 PE uses the z/OS Support for Unicode to convert these strings to other CCSIDs for output to reports. This requires that the z/OS Support is set up correctly on the system where OMEGAMON XE for DB2 PE is executed. On a system where DB2 is installed this will be the case automatically because DB2 also requires this support.

User response

Check that the z/OS Support for Unicode is installed correctly and provides conversions from CCSID 1208 to the destination EBCDIC CCSID. Check the system log for additional messages.

**FPEU0400W MONITORING OF ACCELERATOR
VERSION 4 IS NOT FULLY
SUPPORTED. REPORTS DO
NOT SHOW ALL ACCELERATOR-
RELATED COUNTERS.**

Explanation

This version of OMEGAMON for Db2 PE does not support DB2 accelerator trace data version 4. Therefore the accelerator information in batch reports, statistics, and record trace does not include all performance-related fields.

User response

To receive complete information about accelerator monitoring, install the latest version of OMEGAMON for Db2 PE.

Chapter 22. FPEV - Data Server messages

FPEV0000I **DATA SERVER INITIALIZATION
BEGINS - <V1>**

Explanation

None.

- <V1> is the date and the time the PE Server subtask starts.

User response

None.

FPEV0001S **MVS MUST BE ESA 3.1.3 OR LATER**

Explanation

None.

User response

Install the correct release of MVS.

FPEV0002S **<V1> INTERNAL ERROR. NUMBER
<V2>, CODE <V3>**

Explanation

An internal error occurred.

- <V1> is the DB2 subsystem ID.
- <V2> is the internal error number.
- <V3> is the internal error code.

User response

Stop and restart the Data Server using the MODIFY command. If the problem recurs, contact IBM support.

FPEV0003S **<V1> GETMAIN <V2> FAILED. SIZE
<V3>, RC <V4>**

Explanation

There is insufficient storage.

- <V1> is the DB2 subsystem ID.
- <V2> is an internal code that identifies the GETMAIN.
- <V3> is the size.
- <V4> is the return code.

User response

Increase the OMEGAMON Collector started task region size and restart the OMEGAMON Collector.

FPEV0004S **<V1> ATTACH FAILED FOR
MODULE <V2>**

Explanation

None.

- <V1> is the DB2 subsystem ID.
- <V2> is the module name.

User response

Ensure that the module is present in the Performance Expert load library or in the LPA.

FPEV0005S **<V1> ISPF OLM SUBSYSTEM
INITIALIZATION FAILED**

Explanation

Cross-memory initialization failed.

- <V1> is the DB2 subsystem ID.

User response

Check the log for preceding messages or abend codes. If the problem cannot be corrected and recurs, contact IBM support.

FPEV0006I **<V1> DATA SERVER
INITIALIZATION COMPLETE**

Explanation

None.

- <V1> is the DB2 subsystem ID.

User response

None.

FPEV0007I **DATA SERVER ENDED**

Explanation

None.

User response

None.

FPEV0008S <V1> LOAD FOR MODULE <V2>
FAILED

Explanation

Load for the specified module failed.

- <V1> is the DB2 subsystem ID.
- <V2> is the module name.

User response

Ensure that the module is present in the Performance Expert load library or can be located in the normal search sequence.

FPEV0011I DATA SERVER IS STOPPING

Explanation

None.

User response

None.

FPEV0013I <V1> TASK <V2> BEING
REATTACHED

Explanation

Task may have terminated and is being reattached.

- <V1> is the DB2 subsystem ID.
- <V2> is the name of the task.

User response

None.

FPEV0014E <V1> HISTORY TASK COULD NOT
BE REINITIALIZED RC <V2>

Explanation

History reinitialization failed.

- <V1> is the DB2 subsystem ID.
- <V2> is the return code.

User response

Check the log for preceding messages or abend codes. If the problem cannot be corrected and recurs, contact IBM support.

FPEV0015W <V1> SERVER INSTANCE ALREADY
STARTED FOR THIS DB2
SUBSYSTEM

Explanation

None.

- <V1> is the DB2 subsystem ID.

User response

None.

FPEV0016E <V1> TOKEN <V2> IS NOT
RECOGNIZED

Explanation

The token or keyword is not valid for the Data Server parameter.

- <V1> is the DB2 subsystem ID.
- <V2> is the token.

User response

Correct the input.

FPEV0017E <V1> VALUE <V2> LESS THAN
MINIMUM OF <V3> FOR KEYWORD
<V4>

Explanation

None.

- <V1> is the DB2 subsystem ID.
- <V2> is the value entered.
- <V3> is the minimum value.
- <V4> is the keyword.

User response

Correct the input.

FPEV0018E <V1> VALUE <V2> EXCEEDS
MAXIMUM OF <V3> FOR
KEYWORD <V4>

Explanation

None.

- <V1> is the DB2 subsystem ID.
- <V2> is the value entered.
- <V3> is the maximum value.
- <V4> is the keyword.

User response

Correct the input.

FPEV0019E <V1> <V2> FOUND, BUT <V3>
EXPECTED FOR KEYWORD <V4>

Explanation

An invalid parameter was entered for the specified keyword.

- <V1> is the DB2 subsystem ID.
- <V2> is the parameter entered by the user.
- <V3> is the expected parameter.
- <V4> is the keyword.

User response

Correct the input.

FPEV0020E <V1> <V2> IS INVALID FOR
KEYWORD <V3>

Explanation

An invalid parameter was entered for the specified keyword.

- <V1> is the DB2 subsystem ID.
- <V2> is the parameter entered by the user.
- <V3> is the keyword.

User response

Correct the input.

FPEV0021S <V1> END OF LINE FOUND
BEFORE END OF <V2>
PARAMETER

Explanation

The command in one of the RKD2PAR data set members is incomplete.

- <V1> is the DB2 subsystem ID.
- <V2> is the parameter or keyword.

User response

Correct the input.

FPEV0022E <V1> NUMERIC VALUE EXPECTED.
<V2> FOUND FOR KEYWORD <V3>

Explanation

An invalid parameter was entered for the specified keyword.

- <V1> is the DB2 subsystem ID.
- <V2> is the parameter that was entered by the user.

- <V3> is the keyword.

User response

Correct the input.

FPEV0024E <V1> TASK <V2> IS NOT BEING
REATTACHED DUE TO REPEATED
ERRORS

Explanation

Repeated abends occurred.

- <V1> is the DB2 subsystem ID.
- <V2> is the task.

User response

It may be necessary to stop and restart the Data Server using the MODIFY command. Check the log for preceding messages or abend codes. If the problem cannot be corrected and recurs, contact IBM support.

FPEV0025E <V1> <V2> IS TOO LONG FOR
KEYWORD <V3>

Explanation

None.

- <V1> is the DB2 subsystem ID.
- <V2> is the parameter entered by the user.
- <V3> is the keyword.

User response

Correct the input.

FPEV0027E <V1> TASK <V2> TERMINATED
WITH ERROR CODE <V3>

Explanation

None.

- <V1> is the DB2 subsystem ID.
- <V2> is the task.
- <V3> is the error code.

User response

The Data Server reattaches the task unless it has previously terminated within the last minute. Check the log for preceding messages or abend codes. If the problem cannot be corrected and recurs, contact IBM support.

FPEV0028E <V1> TASK <V2> TERMINATED.
CODE <V3>

Explanation

The task terminated.

- <V1> is the DB2 subsystem ID.
- <V2> is the task.
- <V3> is the abend code.

User response

The Data Server reattaches the task unless it has previously terminated within the last minute. Check the log for preceding messages or abend codes. If the problem cannot be corrected and recurs, contact IBM support.

FPEV0029I <V1> DISPLAY COMMAND OUTPUT
BEGINS

Explanation

Issued in response to a DISPLAY command.

- <V1> is the DB2 subsystem ID.

User response

None.

FPEV0030I <V1> CURRENT USERS

Explanation

This message is issued in response to a DISPLAY command.

- <V1> is the DB2 subsystem ID.

User response

None.

FPEV0031I <V1> USERID <V2>, STATUS <V3>

Explanation

This message is issued in response to a DISPLAY command.

- <V1> is the DB2 subsystem ID.
- <V2> is the user ID.
- <V3> is the status.

User response

None.

FPEV0032I <V1> CURRENT DB2
INDEPENDENT PARAMETERS

Explanation

This message is issued in response to a DISPLAY command.

- <V1> is the DB2 subsystem ID.

User response

None.

FPEV0033I <V1> DB2SSID=<V2>

Explanation

This message is issued in response to a DISPLAY command.

- <V1> is the DB2 subsystem ID.
- <V2> is the SSID.

User response

None.

FPEV0034I <V1> PLAN NAME=<V2>

Explanation

This message is issued in response to a DISPLAY command.

- <V1> is the DB2 subsystem ID.
- <V2> is the plan name.

User response

None.

FPEV0035I <V1> USEDB2AUTHEXIT=<V2>

Explanation

- <V1> is the DB2 subsystem ID.
- <V2> is:

YES

Authorization checks are done by a user-provided exit based on the DB2 sample authexit.

NO

Authorization checks are done by the authorization exit provided by Performance Expert.

User response

None.

FPEV0040I DATA SERVER USERID <V1>, GROUP ID <V2>

Explanation

This message is issued at startup to verify the user ID and group ID.

- <V1> is the user ID from where the Data Server has been started.
- <V2> is the group ID that the Data Server has been started under.

User response

None.

FPEV0041S <V1> DATA SERVER DOES NOT HAVE THE CORRECT MONITOR AUTHORITY

Explanation

This message is issued during Data Server startup if the Data Server does not have the required monitor privilege.

- <V1> is the DB2 subsystem ID.

User response

Ensure that the Data Server user ID is granted the required privilege.

FPEV0042S <V1> DATA SERVER MUST BE RUN OUT OF AN AUTHORIZED LIBRARY

Explanation

None.

- <V1> is the DB2 subsystem ID.

User response

Authorize library as specified in the installation process and restart the Data Server.

FPEV0043I <V1> HISTORY=<V2>

Explanation

This message is issued in response to a DISPLAY command.

- <V1> is the Db2 subsystem ID.
- <V2> is:

YES

History data is being collected.

NO

History data is not being collected. If HISTORY=NO you can disregard message FPEV0505W for the same Db2 subsystem if it appears in the job log.

User response

None.

FPEV0045I <V1> - STATISTICS IS BEING COLLECTED, INTERVAL=<V2> SECONDS

Explanation

This message is issued in response to a DISPLAY command or during the Data Server startup.

- <V1> is the DB2 subsystem ID.
- <V2> is the interval in which this data is gathered by the Data Server.

User response

None.

FPEV0047I <V1> - SYSTEM PARAMETERS ARE BEING COLLECTED, INTERVAL=<V2> SECONDS

Explanation

This message is issued in response to a DISPLAY command or during the Data Server startup.

- <V1> is the DB2 subsystem ID.
- <V2> is the interval in which this data is gathered by the Data Server.

User response

None.

FPEV0049I <V1> - THREAD SQL TEXT IS BEING COLLECTED, INTERVAL=<V2> SECONDS

Explanation

This message is issued in response to a DISPLAY command or during the Data Server startup.

- <V1> is the DB2 subsystem ID.
- <V2> is the interval in which this data is gathered by the Data Server.

User response

None.

FPEV0051I <V1> - THREAD DETAIL IS BEING COLLECTED, INTERVAL=<V2> SECONDS

Explanation

This message is issued in response to a DISPLAY command or during the Data Server startup.

- <V1> is the DB2 subsystem ID.
- <V2> is the interval in which this data is gathered by the Data Server.

User response

None.

FPEV0052I <V1> - THREAD LOCKING IS BEING COLLECTED, INTERVAL=<V2> SECONDS

Explanation

This message is issued in response to a DISPLAY command or during the Data Server startup.

- <V1> is the DB2 subsystem ID.
- <V2> is the interval in which this data is gathered by the Data Server.

User response

None.

FPEV0053I <V1> - THERE ARE <V2> HISTORY QUALIFICATIONS ACTIVE. PRIMAUTH PLANNAME CONNECTION ID CORRELATION NAME

Explanation

This message is issued in response to a DISPLAY command.

- <V1> is the DB2 subsystem ID.
- <V2> is the number of active history qualifications.

User response

None.

FPEV0054I <V1> <V2> <V3> <V4> <V5>

Explanation

This message is issued in response to a DISPLAY command.

- <V1> is the DB2 subsystem ID.

- <V2> is the plan name.
- <V3> is the primary authorization ID.
- <V4> is the connection ID.
- <V5> is the correlation ID.

User response

None.

FPEV0056I <V1> - SHDATASETSIZE=<V2> MEGABYTES

Explanation

This message is issued in response to a DISPLAY command.

- <V1> is the DB2 subsystem ID.
- <V2> is the number of pages.

User response

None.

FPEV0057I <V1> DISPLAY COMMAND OUTPUT ENDS

Explanation

This message is issued in response to a DISPLAY command.

- <V1> is the DB2 subsystem ID.

User response

None.

FPEV0058I <V1> NO CURRENT USERS

Explanation

This message is issued in response to a DISPLAY command.

- <V1> is the DB2 subsystem ID.

User response

None.

FPEV0059E <V1> DB2 INTERFACE TASK DID NOT RESPOND TO TERMINATION REQUEST

Explanation

When the Data Server is stopped, the connection between DB2 and the Data Server does not terminate correctly.

- <V1> is the DB2 subsystem ID.

CONNECT TO DB2 CAF. RC <V2>, REASON <V3>

User response

None.

FPEV0060E <V1> USER MANAGER TASK DID NOT RESPOND TO TERMINATION REQUEST

Explanation

When the Data Server is stopped, the connection between the user manager and the Data Server does not terminate correctly.

- <V1> is the DB2 subsystem ID.

User response

None.

FPEV0062E <V1> HISTORY MANAGER TASK DID NOT RESPOND TO TERMINATION REQUEST

Explanation

When the Data Server is stopped, the connection between the history manager and the Data Server does not terminate correctly.

- <V1> is the DB2 subsystem ID.

User response

None.

FPEV0063S <V1> DB2 INTERFACE INITIALIZATION DID NOT COMPLETE WITHIN <V2> SECONDS OF SERVER INSTANCE STARTUP

Explanation

None.

- <V1> is the DB2 subsystem ID.
- <V2> is the number of seconds.

User response

The Data Server thread may be queued at thread creation. Restart the Data Server. Check the log for preceding messages or abend codes. If the problem cannot be corrected and recurs, contact IBM support.

FPEV0064I <V1> CAF ERROR WHEN DB2 INTERFACE ATTEMPTED TO

Explanation

None.

- <V1> is the DB2 subsystem ID.
- <V2> is the Call Attach Facility (CAF) return code.
- <V3> is the CAF reason code.

User response

See *DB2 Messages and Codes* (or the corresponding manual of the DB2 version you have installed) for an explanation of the return and reason codes.

FPEV0065S <V1> LX RESERVE FAILED. RC <V2>

Explanation

An error occurred when attempting to reserve a linking index. The Data Server terminates.

- <V1> is the DB2 subsystem ID.
- <V2> is the return code.

User response

Check the log for preceding messages or abend codes and restart the Data Server. If the problem cannot be corrected and recurs, contact IBM support.

FPEV0066I <V1> - <V2> EXCEPTION EVENTS

Explanation

Issued in response to a DISPLAY command.

- <V1> is the DB2 subsystem ID.
- <V2> is the exception event type, as follows:

AUTHFAIL

Collecting events with:

```
START TRACE(STAT) CLASS(4) DEST(OPx)
```

CF REBUILD

Collecting coupling facility events with:

```
START TRACE(STAT) CLASS(4) DEST(OPx)
```

DDF

Collecting events with:

```
START TRACE(PERM) CLASS(1) DEST(OPx)
```

DEADLOCK

Collecting deadlocks events with:

```
START TRACE(PERM) CLASS(6) DEST(OPx)
IFCID(196)
```

DSEXTENT

Collecting dataset extent events with:

```
START TRACE(STAT) CLASS(3) DEST(OPx)
```

EDMPOOL

Collecting events with:

```
START TRACE(AUDIT) CLASS(1) DEST(OPx)
```

GLBLTRACE

Collecting global trace events with:

```
START TRACE(PERFM) CLASS(30) DEST(OPx)
IFCID(90)
```

LOGSPACE

Collecting log space shortage events with:

```
START TRACE(STAT) CLASS(3) DEST(OPx)
```

TIMEOUT

Collecting events with:

```
START TRACE(PERM) CLASS(6) DEST(OPx)
IFCID(172)
```

URPROBLEM

Collecting unit of recovery problem events with:

```
START TRACE(STAT) CLASS(3) DEST(OPx)
```

User response

None.

FPEV0067I <V1> DB2COMMAND='<V2>'

Explanation

The DB2 command issued on a locally connected subsystem has failed.

- <V1> is the DB2 subsystem ID.
- <V2> is the DB2 command.
- <V3> is the IFI return code.
- <V4> is the IFI reason code.

User response

For a more detailed description of the problem, see the *DB2 9 Administration Guide*.

FPEV0068I <V1> <V2>

Explanation

Informational message.

- <V1> is the DB2 subsystem ID.
- <V2> is the resulting output upon issuing a DB2 command.

User response

None.

FPEV0069I <V1> IFI ERROR WHEN ISSUING DB2COMMAND '<V2>'. IFI RC <V3>, REASON <V4>

Explanation

None.

- <V1> is the DB2 subsystem ID.
- <V2> is the IFI return code.
- <V3> is the IFI reason code.

User response

See *DB2 Messages and Codes* (or the corresponding manual of the DB2 version you have installed) for an explanation of the return and reason codes.

FPEV0070S <V1> DB2 SUBSYSTEM ID NOT SPECIFIED

Explanation

None.

- <V1> is the DB2 subsystem ID.

User response

Specify a DB2 subsystem and restart the Data Server.

FPEV0071I <V1> COMMAND: <V2>

Explanation

This is the command text processed by the Data Server.

- <V1> is the DB2 subsystem ID.
- <V2> is the command entered.

User response

None.

FPEV0072W <V1> THIS PARAMETER CANNOT BE CHANGED FROM THE CONSOLE

Explanation

None.

- <V1> is the DB2 subsystem ID.

User response

None.

FPEV0076W **<V1> DB2 INTERFACE IFI READS
DID NOT COMPLETE WITHIN <V2>
SECONDS**

Explanation

None. The Data Server will attempt the READS operation again.

- <V1> is the DB2 subsystem ID.
- <V2> is the number of seconds.

User response

None.

FPEV0080I **<V1> DB2 SUBSYSTEM <V2>
STOPPED <V3>**

Explanation

None.

- <V1> is the name of the master controller inside the OMEGAMON Collector (MSTR).
- <V2> is the DB2 subsystem ID.
- <V3> is the reason for the DB2 subsystem to stop:

QUIESCE

Normal stop of the DB2 subsystem. Current threads can run to completion, and new threads can be allocated to an application that is running.

FORCE

Normal stop of the DB2 subsystem. No new threads are allocated, and work on existing threads is rolled back.

ABTERM

Abnormal stop of the DB2 subsystem.

User response

None.

FPEV0081I **<V1> DB2 SUBSYSTEM <V2>
STARTED**

Explanation

None.

- <V1> is the name of the master controller inside the OMEGAMON Collector (MSTR).
- <V2> is the DB2 subsystem ID.

User response

None.

FPEV0093I **<V1> DATA SERVER INTERNAL
TRACE STATUS:**

Explanation

This message is displayed in response to a DISPLAY command.

- <V1> is the DB2 subsystem ID.

User response

None.

FPEV0098I **<V1> - DATA SERVER TRACE=<V2>**

Explanation

This message is displayed in response to a DISPLAY command.

- <V1> is the DB2 subsystem ID.
- <V2> is:

ON

The Data Server trace is active.

OFF

The Data Server trace is not active.

User response

None.

FPEV0099I **<V1> DATA MANAGER TASK DID
NOT RESPOND TO TERMINATION
REQUEST**

Explanation

When the Data Server was stopped, the Data Server task did not end correctly.

- <V1> is the DB2 subsystem ID.

User response

None.

FPEV0100I **THIS FIELD WAS FOUND IN
EXCEPTION: <V1>**

Explanation

This message is displayed by the user exit routine FPEMUPXT.

For an exception, the message is:

```
FPEV0100I <V1> EVENT EXCEPTION REPORTED <V2>
```

- <V1> is the DB2 subsystem ID.
- <V2> can be one of the following:
 - DEADLOCK EVENT
 - TIMEOUT
 - EDM POOL FULL
 - AUTHORIZATION FAILURE
 - THREAD COMMIT INDOUBT
 - CF START OF A REBUILD
 - CF END OF A REBUILD
 - GLOBAL TRACE STARTED
 - DATA SET EXTENSION
 - UNIT OF RECOVERY PROBLEM
 - LOG SPACE SHORTAGE

For a periodic exception, the message can look like this:

```
FPEV0100I <V1> FIELD FOUND IN EXCEPTION BY DB2  
PERFORMANCE MONITOR  
<V2>,<V3>  
<V4>,<V5>,<V6>,<V7>,<V1>,<V8>  
<V9>,<V10>,<V11>,<V12>,<V13>,<V14>
```

- <V1> is the Performance Expert subsystem ID.
- <V2> is the field name qualifier used in the Exception Threshold data set (8 characters).
- <V3> is the field description (40 characters).
- <V4> is the event: ACCT = Accounting, STAT = Statistics, THRD = Thread.
- <V5> is the primary authorization ID (8 characters).
- <V6> is the plan name (8 characters).
- <V7> is the connection ID (8 characters).
- <V1> is the DB2 subsystem ID (8 characters).
- <V8> is the DB2 timestamp: yyyy-mm-dd-hh.mm.ss.mmmmmm (26 characters).
- <V9> is the exception level: P = Problem, W = Warning.
- <V10> is the exception value (12 characters).
- <V11> is the operator: > or <.
- <V12> is the threshold value (12 characters).

The following two fields are displayed only if the exception is related to a thread:

- <V13> is the LUWID (8 characters network ID-8 characters LU name-12 characters Instance number).
- <V14> is the DB2 token.

If the IBM-supplied user exit routine FPEMUPXT was modified in your installation, this message may be different or missing.

User response

None.

FPEV0102W <V1> PURGE COMMAND ALLOWS SPECIFICATION OF ONE "USER-ID/GROUP-ID" ONLY. ANY ADDITIONAL SPECIFICATION OF "USER-ID/GROUP-ID" IS IGNORED

Explanation

This message is displayed in response to a PURGE command that has failed. The operator has tried to specify more than one USER-ID/GROUP-ID to be purged, but only one is allowed.

- <V1> is the DB2 subsystem ID.

User response

Specify only one USER-ID/GROUP-ID.

FPEV0103E <V1> GLOBAL SERVICES MAIN TASK DID NOT RESPOND TO TERMINATION REQUEST

Explanation

When the Data Server was stopped, the global services main task did not end correctly.

- <V1> is the DB2 subsystem ID.

User response

None.

FPEV0104E <V1> USSO MAIN TASK DID NOT RESPOND TO TERMINATION REQUEST

Explanation

When the Data Server was stopped, the USSO main task did not end correctly.

- <V1> is the DB2 subsystem ID.

User response

None.

FPEV0105E <V1> UASO MAIN TASK DID NOT RESPOND TO TERMINATION REQUEST

Explanation

When the Data Server was stopped, the UAS0 main task did not end correctly.

- <V1> is the DB2 subsystem ID.

User response

None.

FPEV0106I <V1> CCP=<V2>

Explanation

This message is displayed in response to a DISPLAY command.

- <V1> is the DB2 subsystem ID.
- <V2> is:

YES

CCP (collect CPU parallelism) is active.

NO

CCP (collect CPU parallelism) is not active.

User response

None.

FPEV0107I <V1> - CCPDSS=<V2>

Explanation

This message is displayed in response to a DISPLAY command.

- <V1> is the DB2 subsystem ID.
- <V2> is the CCP (collect CPU parallelism) data space size in page units.

User response

None.

FPEV0108E <V1> DB2COMMAND=('<V2>', '<V3>') COULD NOT BE EXECUTED ON SPECIFIED DB2 MEMBER

Explanation

This message is issued during the Data Server startup if <V1> is not a data sharing group member. Therefore, the command cannot be executed on DB2 member <V3>.

- <V1> is the DB2 subsystem ID.
- <V2> is the DB2 command specified when the Data Server was started.

- <V3> is the DB2 member on which the command should have been executed.

User response

Remove the command from the Data Server startup file, or remove the DB2 member <V3> if the command should be executed on a local DB2 subsystem.

FPEV0109I <V1> IFI ERROR WHEN ISSUING DB2COMMAND '<V2>' ON MEMBER <V3>. IFI RC <V4>, REASON <V5>

Explanation

The DB2 command issued on member <V3> has failed.

- <V1> is the DB2 subsystem ID.
- <V2> is the DB2 command.
- <V3> is the DB2 member in the data sharing group for which the command was executed.
- <V4> is the IFI return code.
- <V5> is the IFI reason code.

User response

For a more detailed description of the problem, see the *DB2 9 Administration Guide*.

FPEV0110I <V1> DATASHARINGGROUP=<V2>

Explanation

This message is issued in response to a DISPLAY command or during the Data Server startup.

- <V1> is the DB2 subsystem ID.
- <V2> is:

YES

The data sharing group is monitored if the subsystem referenced by <V1> is connected to a data sharing group.

NO

Only the DB2 subsystem <V1> is monitored, even if connected to a data sharing group.

User response

None.

FPEV0111I <V1> DB2COMMAND=('<V2>', '<V3>')

Explanation

This message is issued in response to a DISPLAY command or during the Data Server startup.

- <V1> is the DB2 subsystem ID.
- <V2> is the DB2 command specified when the Data Server was started.
- <V3> is the DB2 member in the data sharing group for which the command was executed (optional).

User response

None.

FPEV0112I **<V1> USEUSERAUTHEXIT=<V2>**

Explanation

- <V1> is the DB2 subsystem ID.
- <V2> is:

YES

A user-provided exit is used to restrict the user's authority to specific areas, for example, statistics data only or thread data only.

NO

The DB2 security scheme is used to restrict the user's authority.

User response

None.

FPEV0113S **<V1> SERVER INSTANCE IS NOT AUTHORIZED TO USE THE SPECIFIED PLAN <V2> OR PLAN DOES NOT EXIST**

Explanation

This message is issued during the Data Server startup if the data collector cannot access the required DB2 plan. It is the result of the following DB2 reason codes:

00F30034

DB2 plan authorization failure or plan is not available

00F30040

Resource is not available or unknown

- <V1> is the DB2 subsystem ID.
- <V2> is the plan name as it was specified in the startup parameter PLANNAME.

User response

Ensure that the Data Server plans are installed and that access is granted to the Data Server user ID.

FPEV0114I **SERVICE LEVEL IS <V1> APAR <V2>**

Explanation

This message is issued during the startup of the PE Server subtask.

- <V1> is the date and the time when the PE Server subtask is compiled.
- <V2> is the APAR number of the installed PE Server subtask service level.

User response

None.

FPEV0115I **<V1> - SQLCACHE IS BEING COLLECTED, INTERVAL=<V2> SECONDS**

Explanation

This message is issued in response to a DISPLAY command or during the Data Server startup.

- <V1> is the DB2 subsystem ID.
- <V2> is the interval in which this data is gathered by the Data Server.

User response

None.

FPEV0116I **<V1> - DATA SET STATISTICS IS BEING COLLECTED, INTERVAL=<V2> SECONDS**

Explanation

This message is issued in response to a DISPLAY command or during the Data Server startup.

- <V1> is the DB2 subsystem ID.
- <V2> is the interval in which this data is gathered by the Data Server.

User response

None.

FPEV0118S **<V1> DB2 <V2> IS NOT SUPPORTED BY THIS VERSION OF OMEGAMON XE DB2 PE.**

Explanation

You have tried to monitor a DB2 subsystem version that is not supported by this version of OMEGAMON XE DB2 PE. This can happen if your DB2 version is much older than your OMEGAMON XE DB2 PE version or if your OMEGAMON XE DB2 PE version is older than the DB2 version you want to monitor.

- <V1> is the DB2 subsystem ID.
- <V2> is the DB2 version and release.

User response

Depending on the reason for this message, install a higher OMEGAMON XE DB2 PE version or upgrade your DB2 subsystem.

FPEV0119I **<V1> USER NOT ALLOWED TO EXECUTE OMEGAMON XE DB2 PE OPERATOR COMMANDS. COMMAND CANCELED**

Explanation

This is an internal message which is not displayed on the system.

User response

None.

FPEV0121I **<V1> KEYWORD <V2> IS OBSOLETE AND IGNORED, USE <V3> INSTEAD**

Explanation

The obsolete keyword <V2> was found in the Data Server parmlib RKD2PAR. The keyword <V3> is used instead.

- <V1> is the DB2 subsystem ID.
- <V2> is the obsolete keyword.
- <V3> is the keyword that is used instead of the one that has become obsolete.

User response

To avoid this message in future, remove the obsolete keyword from the Data Server parmlib. Refer to *DB2 Installation Guide* manual for further information about keyword <V3>.

FPEV0122I **<V1> - MAXIMUM NUMBER OF PARALLEL SESSIONS=<V2>**

Explanation

This message is shown during the Data Server startup or in response to a DISPLAY command. It is ignored.

- <V1> is the DB2 subsystem ID.
- <V2> is the maximum allowed number of simultaneous sessions (APPC and TCP/IP).

User response

None.

FPEV0123I **<V1> SESSION INFORMATION - BEGIN**

Explanation

This message is displayed in response to a DISPLAY command.

- <V1> is the DB2 subsystem ID.

User response

None.

FPEV0124I **<V1> SESSION STATUS UID DETAILS**

Explanation

This message is displayed in response to a DISPLAY command.

- <V1> is the DB2 subsystem ID.

User response

None.

FPEV0125I **<V1> <V2> <V3> <V4> <V5>**

Explanation

This message is displayed in response to a DISPLAY command. The Data Server was started without support for workstation clients (for example, TCP/IP or APPC).

- <V1> is the DB2 subsystem ID.
- <V2> is the number of the session manager.
- <V3> is the status of the session manager. It can be:

INACT

The session manager is not active.

TCPIP-M

The client is connected to the session manager via TCP/IP and is using the multi-user mode.

TCPIP-S

The client is connected to the session manager via TCP/IP and is using the single-user mode.

APPC-S

The client is connected to the session manager via APPC and is using the single-user mode.

PEND-M

The session manager is inactive and waiting for outstanding DB2 responses. The client

previously connected was using the multi-user mode.

PEND-S

The session manager is inactive and waiting for outstanding DB2 responses. The client previously connected was using the single-user mode.

- <V4> is the user ID of the connected client.
- <V5> is detailed information about the client connection. It can be:

IP: xxx.xxx.xxx.xxx:YYYYY

The client session was established via TCP/IP. xxx.xxx.xxx.xxx is the TCP/IP address of the client and yyyyy the port number of the client.

LU: xxx

The client session was established via APPC. xxx is the LU name of the connected client.

User response

None.

FPEV0126I	<V1> SESSION INFORMATION - END
------------------	---

Explanation

This message is displayed in response to a DISPLAY command.

- <V1> is the DB2 subsystem ID.

User response

None.

FPEV0127I	<V1> NO ACTIVE SESSIONS BECAUSE NO COMMUNICATION INTERFACE IS ACTIVE
------------------	---

FPEV0128S	<V1> CONNECT TO DB2 FAILED. MONITOR TRACE IS NOT STARTED
------------------	---

Explanation

This message is issued during the Data Server startup because the Monitor trace is not active.

- <V1> is the DB2 subsystem ID.

User response

Issue a DB2 **START TRACE** command for monitor class 1.

FPEV0129I	<V1> PERFORMANCEWAREHOUSE=<V2>
------------------	---

Explanation

This message is issued in response to a DISPLAY command.

- <V1> is the DB2 subsystem ID.
- <V2> is: YES Performance Warehouse is active. NO Performance Warehouse is inactive.

User response

None.

FPEV0130E	<V1> DATASERVERHLQ NOT SPECIFIED
------------------	---

Explanation

This message is shown during the Data Collector startup.

- <V1> is the name of the master controller inside the OMEGAMON Collector (MSTR).

User response

Specify the high-level qualifier for work data sets for the OMEGAMON Collector and the Performance Warehouse function. For further information on how to set up the OMEGAMON Collector, see *Installation and Configuration* and the Configuration Tool (formerly ICAT) online help.

FPEV0131E	PERFORMANCEWAREHOUSE ADDRESSSPACENAME NOT SPECIFIED FOR SERVER INSTANCE <V2>
------------------	---

Explanation

This message is shown during the Data Server startup, if startup parameter PERFORMANCEWAREHOUSE is set, but required startup parameter PERFORMANCEWAREHOUSEADDRESSSPACENAME is missing.

User response

Specify the name for the Performance Warehouse JCL. For further information on how to set up the Data Server for the Performance Warehouse, see *Installation and Configuration* or the Configuration Tool (formerly ICAT) online help.

FPEV0133I	<V1> - PERFORMANCEWAREHOUSE ADDRESSSPACENAME=<V2>
------------------	--

Explanation

This message is issued in response to a DISPLAY command.

- <V1> is the DB2 subsystem ID.
- <V2> is the name of the Performance Warehouse JCL.

User response

None.

**FPEV0134W <V1> PARAMETER <V2> CANNOT
BE SPECIFIED AS STARTUP
PARAMETER, IT IS IGNORED**

Explanation

This message is issued during the Data Server startup, if a parameter was specified that is only accepted as MODIFY command via the system console.

- <V1> is the DB2 subsystem ID.
- <V2> is the parameter you tried to set

User response

Remove the parameter from the Data Server parmlib RKD2PAR.

**FPEV0135W <V1> PERFORMANCEWAREHOUSE
IS NOT REQUESTED. THE
COMMAND IS IGNORED**

Explanation

This message is issued in response to a MODIFY command. You tried to stop the Performance Warehouse function, but this function is already stopped.

- <V1> is the DB2 subsystem ID.

User response

None.

**FPEV0136W <V1> PERFORMANCE
WAREHOUSE IS ACTIVE. THE
COMMAND IS IGNORED**

Explanation

This message is issued in response to a MODIFY command. You tried to start the Performance Warehouse function while this function is already active.

- <V1> is the DB2 subsystem ID.

User response

If you tried to start the Performance Warehouse function in forced mode, stop it first and then restart it in forced mode.

FPEV0137E LICENSE NOT FOUND

Explanation

The license FMID for OMEGAMON XE for DB2 PE is not correctly installed.

User response

If errors occurred during installation, correct them and try to use OMEGAMON XE for DB2 PE again.

If OMEGAMON XE for DB2 PE installed without errors, and you followed the recommended installation and customization procedures, and the problem persists, contact IBM support.

**FPEV0140E <V1> <V2> IS TOO SHORT FOR
KEYWORD <V3>**

Explanation

- <V1> is the DB2 subsystem ID.
- <V2> is the parameter you tried to set.
- <V3> is the keyword.

User response

Correct the input.

FPEV0143I <V1> - FILE I/O TRACE=<V2>

Explanation

This message is issued in response to a DISPLAY command.

- <V1> is the DB2 subsystem ID.
- <V2>
 - OFF: The file I/O trace is inactive.
 - ON: The file I/O trace is active.

User response

None.

**FPEV0144I <V1> - DB2C SYSTEM IS BEING
COLLECTED, INTERVAL=<V2>
SECONDS**

Explanation

This message is issued in response to a DISPLAY command or during the Data Server startup.

- <V1> is the DB2 subsystem ID.
- <V2> is the interval in which this data is gathered by the Data Server.

User response

None.

FPEV0145I **<V1> - DB2C APPLICATION
IS BEING COLLECTED,
INTERVAL=<V2> SECONDS**

Explanation

This message is issued in response to a DISPLAY command or during the Data Server startup.

- <V1> is the DB2 subsystem ID.
- <V2> is the interval in which this data is gathered by the Data Server.

User response

None.

FPEV0146I **<V1> AUTOMATICAGENTUPDATE
=<V2>**

Explanation

This message is issued in response to an AUTOMATICAGENTUPDATE command or during the Data Server startup.

- <V1> is the DB2 subsystem ID.
- <V2> is the option (Yes or NO) specified with the command

User response

None.

FPEV0147I **<V1> BIND FOR MODULE
FPEVWRPA IS MISSING. NO DB2
CONNECT DATA IS COLLECTED**

Explanation

This message is issued when access to a Performance Expert DB2 table is intended without proper bind of the corresponding DBRM.

- <V1> is the DB2 subsystem ID.

User response

Issue the corresponding BIND command or run the corresponding bind job, then restart the Data Server.

FPEV0148E **<V1> VALUE EXCEEDS MAXIMUM
OF <V2> FOR KEYWORD <V3>**

Explanation

None.

- <V1> is the DB2 subsystem ID.
- <V2> is the maximum value.
- <V3> is the keyword.

User response

Correct the input.

FPEV0149I **<V1> NO AUTHORITY FOR
REQUESTED OPERATION IN
DGOVWRPA FOR TABLE
DB2PM. PARAMETER NO DB2
CONNECT DATA IS COLLECTED**

Explanation

This message is issued when access to a Performance Expert DB2 table is intended and the user does not have sufficient DB2 authority.

- <V1> is the DB2 subsystem ID.

User response

Grant the required authority to the user.

FPEV0150I **<V1> NO AUTHORITY FOR
REQUESTED OPERATION IN
DGOVWRPA FOR TABLE
DB2PM. HISTORYDATA. NO DB2
CONNECT DATA IS COLLECTED**

Explanation

This message is issued when access to a Performance Expert DB2 table is intended and the user does not have sufficient DB2 authority.

- <V1> is the DB2 subsystem ID.

User response

Grant the required authority to the user.

FPEV0151I **<V1> COLLECTING ALSO SYSTEM
PARAMETERS DATA FOR HISTORY
BECAUSE IT IS REQUIRED FOR
ISPF ONLINE MONITOR**

Explanation

None.

- <V1> is the DB2 subsystem ID.

FPEV0152I **<V1> BIND FOR MODULE
FPEVWR2C MISSING. NO DB2
CONNECT DATA IS COLLECTED**

Explanation

This message is issued when access to a Performance Expert DB2 table is intended without proper bind of the corresponding DBRM.

- <V1> is the DB2 subsystem ID.

User response

Issue the corresponding BIND command or run the corresponding bind job, then restart the Data Server.

FPEV0153I **<V1> BIND FOR MODULE <V2>
MISSING.**

Explanation

This message is issued when access to a Performance Expert DB2 table is intended without proper bind of the corresponding DBRM.

- <V1> is the DB2 subsystem ID.
- <V2> is the DBRM name.

User response

Issue the corresponding BIND command or run the corresponding bind job, then restart the Data Server.

FPEV0154I **<V1> NO AUTHORITY FOR
REQUESTED OPERATION IN <V2>
FOR TABLE <V3>.**

Explanation

This message is issued when access to a Performance Expert DB2 table is intended and the user does not have sufficient DB2 authority.

- <V1> is the DB2 subsystem ID.
- <V2> is the name of the executing module performing the DB2 operation.
- <V3> is the DB2 table name.

User response

Grant the required authority to the user.

FPEV0155I **<V1> REQUESTED OPERATION IN
<V2> FOR TABLE <V3> FAILED.
SQLCODE <V4>.**

Explanation

This message is issued when access to a Performance Expert DB2 table fails and no further specific information can be provided.

- <V1> is the DB2 subsystem ID.
- <V2> is the name of the executing module performing the DB2 operation.
- <V3> is the DB2 table name.
- <V4> is the SQL code.

User response

See *DB2 Messages and Codes* (or the corresponding manual of the DB2 version you have installed) for an explanation of the SQL code.

FPEV0157E **<V1> SERVER INSTANCE IS
STOPPING BECAUSE OF AN
ERROR IN THE DB2 INTERFACE.**

Explanation

The DB2 interface returned errors in response to an essential Data Server request and the Data Server cannot recover automatically. The message is preceded by message FPEV0064I, which displays the corresponding return and reason codes provided by the DB2 interface.

User response

Take corrective action based on the displayed return and reason codes. Verify that the Data Server is installed and customized correctly. Restart the Data Server. Refer to *Installation and Configuration* and *IBM DB2 9 for z/OS - Messages and Codes* for more information.

FPEV0158W **<V1> <V2> DATA SERVER
DETECTED HIGH CYCLE TASK
USAGE (<F3> %) IN TASK <V4>.**

Explanation

Performance Expert detects high cycle task usage for one of its components.

- <V1> is the DB2 subsystem ID.
- <V2> is the local time.
- <F3> is the detected cycle usage.
- <V4> is the name of the task.

The OMEGAMON Collector subtask PESERVER periodically monitors the CPU cycle consumption of its subtasks in intervals of one minute. If the CPU cycle consumption of a subtask exceeds an internal threshold value, the server issues message FPEV0158W. The threshold value may vary with situation and subtask. Cycle usage is not percentage usage of total system CPU, but is the percentage usage of the maximum CPU available to that task - typically percentage usage of a single CPU. Additionally, the internal server traces are started and message FPEV0162W is issued. If the cycle consumption of the subtask falls below the threshold within the next sample interval, the internal traces are switched off and normal processing continues. If the CPU consumption of the subtask remains above the threshold within the next sample interval, a dump is taken and message FPEV0159W is issued. If the cycle consumption of the subtask continues to exceed the threshold, the subtask will finally be reattached and message FPEV0161W is issued.

User response

This might occur sporadic because of brief peaks in resource usage and can be ignored. If this occurs regularly without obvious cause, then the server trace can be sent to IBM support for investigation.

FPEV0159W <V1> <V2> DUMP IS WRITTEN FOR FURTHER ANALYSIS OF HIGH CPU USAGE

Explanation

Performance Expert detects high CPU usage for one of its components and starts to dump data for further analysis. The dump is taken for the second occurrence of high CPU usage. The message is preceded by message FPEV0158W.

- <V1> is the DB2 subsystem ID.
- <V2> is the local time.

User response

Save the dump for further analysis by IBM.

FPEV0160I <V1> <V2> GPR <F3>-<F4>: '<V5>'X, '<V6>'X, '<V7>'X, '<V8>'X

Explanation

Performance Expert detects high CPU usage for one of its components and starts to write the contents of the general purpose registers to the log for further analysis. The message is issued for the second occurrence of high CPU usage. The message is preceded by message FPEV0159W.

- <V1> is the DB2 subsystem ID.
- <V2> is the local time.
- <F3> to <F4> is the range of registers.
- <V5> to <V8> are the register contents.

User response

Save the Performance Expert log (SYSPRINT) for further analysis by IBM.

FPEV0161W <V1> <V2> TASK <V3> WAS RESTARTED DUE TO CONTINUOUS HIGH CPU USAGE.

Explanation

Performance Expert detected high CPU usage for one of its components and the task was stopped and restarted because of continuous high CPU usage. The message is preceded by message FPEV0158W.

- <V1> is the DB2 subsystem ID.
- <V2> is the local time.
- <V3> is the name of the task.

User response

None.

FPEV0162W <V1> <V2> TRACES ARE STARTED FOR FURTHER ANALYSIS OF HIGH SUBTASK USAGE.

Explanation

Performance Expert detects high cycle usage for one of its components and is starting internal traces for further analysis. The message is preceded by message FPEV0158W.

- <V1> is the DB2 subsystem ID.
- <V2> is the local time.
- <V3> is the name of the task.

User response

If this situation occurs regularly with no obvious cause then save the Performance Expert log (SYSPRINT) for further analysis by IBM.

FPEV0163E DATA SERVER IS STOPPING BECAUSE AS COULD NOT BE MADE NONSWAPPABLE

Explanation

During startup of the OMEGAMON Collector, the address space could not be changed to nonswappable.

User response

Contact the system operator. If z/OS should allow to make address space nonswappable, contact IBM support.

FPEV0164I <V1> INSTANCE FOR DB2
SUBSYSTEM <V2> IS STARTING

Explanation

This message is issued during the start of the OMEGAMON Collector, or if a monitored DB2 subsystem is brought online again. The corresponding OMEGAMON Collector parts, monitoring this DB2 subsystem, are being started.

- <V1> is the name of the master controller inside the OMEGAMON Collector (MSTR).
- <V2> is the DB2 subsystem ID.

User response

None.

FPEV0165I <V1> INSTANCE FOR DB2
SUBSYSTEM <V2> IS STOPPING

Explanation

This message is issued during shutdown of the OMEGAMON Collector, or if a monitored DB2 subsystem is being stopped. The corresponding OMEGAMON Collector parts, monitoring this DB2 subsystem, are being stopped.

- <V1> is the name of the master controller inside the OMEGAMON Collector (MSTR).
- <V2> is the DB2 subsystem ID.

User response

None.

FPEV0166E <V1> SERVER INSTANCE FOR
DB2 SUBSYSTEM <V2> ABENDED.
CODE <V3>

Explanation

The server instance for the specified DB2 subsystem failed with the indicated abend code.

- <V1> is the name of the master controller inside the OMEGAMON Collector (MSTR).
- <V2> is the DB2 subsystem ID.
- <V3> is the MVS abend code.

User response

Contact the system operator and check the abend code. If it is not a system problem, contact IBM support.

FPEV0167I <V1> SERVER INSTANCE FOR DB2
SUBSYSTEM <V2> IS RESTARTED

Explanation

The server instance for the specified DB2 subsystem was previously stopped because of an error or abend and is now being restarted.

- <V1> is the name of the master controller inside the OMEGAMON Collector (MSTR).
- <V2> is the DB2 subsystem ID.

User response

None.

FPEV0168E <V1> SERVER INSTANCE FOR DB2
SUBSYSTEM <V2> IS NOT BEING
REATTACHED DUE TO REPEATED
ERRORS

Explanation

The server instance for the specified DB2 subsystem was previously stopped because of an error or abend and not being restarted because of repeated errors.

- <V1> is the name of the master controller inside the OMEGAMON Collector (MSTR).
- <V2> is the DB2 subsystem ID.

User response

Check SYSPRINT of the OMEGAMON Collector for details. Correct the error, if possible. Restart the OMEGAMON Collector.

FPEV0169E <V1> SERVER INSTANCE FOR DB2
SUBSYSTEM <V2> STOPPED WITH
ERROR CODE <V3>

Explanation

The server instance for the specified DB2 subsystem has stopped because of errors.

- <V1> is the name of the master controller inside the OMEGAMON Collector (MSTR).
- <V2> is the DB2 subsystem ID.
- <V3> is the reason code.

User response

Check SYSPRINT of the job for stop reasons in preceding messages. If possible, correct the error. If the error persists, contact IBM support.

FPEV0170E <V1> SERVER INSTANCE FOR DB2 SUBSYSTEM <V2> DID NOT REACT ON TERMINATION REQUEST

Explanation

During shutdown of the OMEGAMON Collector, a subtask did not respond to a termination request.

- <V1> is the DB2 subsystem ID.

User response

This might be a temporary problem. If the problem recurs at the next server shutdown, contact IBM support.

FPEV0171E <V1> DATA SERVER IS OUT OF MEMORY

Explanation

The OMEGAMON Collector failed while requesting additional memory. Depending on severity of failed operation, the server might stop.

- <V1> is the DB2 subsystem ID of the server instance that failed when requesting memory, or MSTR for the master controller of all server instances.

User response

Check the specified REGION SIZE in the OMEGAMON Collector JCL and verify that enough virtual storage is available for the OMEGAMON Collector. Then restart the OMEGAMON Collector. If the problem persists, contact IBM support.

FPEV0174E SPECIFIED DB2 SUBSYSTEM <V1> IS UNKNOWN

Explanation

The list of DB2 subsystems to be monitored in the OMEGAMON Collector startup configuration (parameter DB2SSID) contains an unknown DB2 subsystem ID.

- <V1> is the unknown DB2 subsystem ID.

User response

Use the Configuration Tool (formerly ICAT) and correct the list of DB2 subsystems to be monitored, then restart the OMEGAMON Collector.

FPEV0175E SYSTEM CONSOLE ATTACH FAILED (QEDIT INSTRUCTION)

Explanation

During startup of the OMEGAMON Collector, the server could not attach to the z/OS system log.

User response

This might be a temporary problem. Restart the server. If the problem persists, contact IBM support.

FPEV0176E <V1> ISPF OLM RESOURCE MANAGER COULD NOT BE LOADED

Explanation

During startup of the OMEGAMON Collector, a module required for controlling access of the ISPF Online Monitor to the server could not be loaded.

- <V1> is the DB2 subsystem ID.

User response

This might be a temporary problem. Restart the server. If the problem persists, contact IBM support.

FPEV0177E <V1> ISPF OLM RESOURCE MANAGER COULD NOT BE UNLOADED

Explanation

During shutdown of the OMEGAMON Collector, a module required for controlling access of the ISPF Online Monitor to the server could not be unloaded.

- <V1> is the DB2 subsystem ID.

User response

This might be a temporary problem. If the problem recurs at the next server shutdown, contact IBM support.

FPEV0178E <V1> AUTHORIZATION EXIT DEACTIVATED DUE TO ERROR (CODE <V2>)

Explanation

During startup of the OMEGAMON Collector, the DB2 user authorization exit (DSN3@ATH) was tested and returned an error. The usage of the authorization exit in OMEGAMON XE for DB2 PE is deactivated.

- <V1> is the DB2 subsystem ID.

- <V2> is the return code from the DB2 authorization exit.

User response

Verify that the user authorization exit is available to the OMEGAMON Collector (part of the STEPLIB search order of the OMEGAMON Collector JCL) and works properly. Then restart the server.

FPEV0179E **<V1> DATA SERVER IS NOT ALLOWED TO ACCESS DATASET <V2>**

Explanation

The OMEGAMON Collector is not allowed to access the indicated data set. The data set is either the Snapshot History archive or the Exception Log data set.

- <V1> is the DB2 subsystem ID.
- <V2> is the name of the data set.

User response

Grant RACF ALTER privileges to the started task user ID or group ID of the OMEGAMON Collector. Then restart the server.

FPEV0180E **<V1> DATA SERVER IS NOT ALLOWED TO CREATE DATASET, SEE JOB LOG FOR DETAILS**

Explanation

The OMEGAMON Collector is not allowed to create a data set. The data set is either the Snapshot History archive or the exception event log data set.

- <V1> is the DB2 subsystem ID.

User response

Check the SYSPRINT output of the OMEGAMON Collector for details about the data set and the problem. Grant RACF ALTER privileges to the started task user ID or group ID of the OMEGAMON Collector and restart the server. Note that, for a nonexistent data set, the privileges must be granted with wildcards.

FPEV0181E **<V1> FOUND HISTORY DATA SET <V2> IS NO LINEAR DATA SET (LDS)**

Explanation

During startup of the OMEGAMON Collector, the existing Snapshot History data set was found as a non-LDS.

- <V1> is the DB2 subsystem ID.
- <V2> is the name of the Snapshot History data set.

User response

Delete or rename the existing data set and restart the OMEGAMON Collector, or, if the data set cannot be deleted or renamed, choose a different high-level qualifier in the Configuration Tool (formerly ICAT) for temporary server data sets.

FPEV0182E **<V1> ERROR IN ACCESSING HISTORY DATA SET <V2> (RC/RS '<V3>'X/'<V4>'X)**

Explanation

Access to the Snapshot History data set failed.

- <V1> is the DB2 subsystem ID.
- <V2> is the name of the Snapshot History data set.
- <V3> is the hexadecimal return code.
- <V4> is the hexadecimal reason code.

User response

Contact the system operator and check the return and reason codes. The return and reason codes are either returned by Data-in-Virtual (DIV) operations or by SMS. See the appropriate documentation for description of these codes. If the problem is not a system problem, contact IBM support.

FPEV0183E **<V1> FOUND EVENT DATA SET <V2> IS NO LINEAR DATA SET (LDS)**

Explanation

During startup of the OMEGAMON Collector, the existing exception event data set was found as a non-LDS.

- <V1> is the DB2 subsystem ID.
- <V2> is the name of the exception event data set.

User response

Delete or rename the existing data set and restart the OMEGAMON Collector, or, if the data set cannot be deleted or renamed, choose a different high-level qualifier in the Configuration Tool (formerly ICAT) for temporary server data sets.

FPEV0184E **<V1> ERROR IN ACCESSING EVENT DATA SET <V2> (RC/RS '<V3>'X/'<V4>'X)**

Explanation

Access to the exception event data set failed.

- <V1> is the DB2 subsystem ID.
- <V2> is the name of the exception event data set.
- <V3> is the hexadecimal return code.
- <V4> is the hexadecimal reason code.

User response

Contact the system operator and check the return and reason codes. The return and reason codes are either returned by Data-in-Virtual (DIV) operations or by SMS. See the appropriate documentation for description of these codes. If the problem is not a system problem, contact IBM support.

FPEV0185I <V1> LIST OF MONITORED DB2 SUBSYSTEMS

Explanation

This message is issued in response to a DISPLAY command or during OMEGAMON Collector startup.

- OMEGAMON Collector
- <V1> is the name of the master controller inside the OMEGAMON Collector (MSTR).

User response

None.

FPEV0187I <V1> - <Name> <Status> <Detect>
 <Level> <Location> <Type> <Dsg>
 <Lpar>

Explanation

This message is issued in response to a DISPLAY command or during OMEGAMON Collector startup. It indicates that the indicated DB2 subsystem was auto-detected at the LPAR and is monitored with limited functionality.

- <V1> is the name of the master controller inside the OMEGAMON Collector (MSTR).
- <Name> is the DB2 subsystem ID.
- <Status> is the monitoring status of the DB2 subsystem, which can be one of the following:

DENIED

The OMEGAMON Collector started task user ID does not have the required privileges to connect (IDENTIFY) to this DB2 subsystem.

DOWN

The DB2 subsystem is not running.

EXCLUDED

The DB2 subsystem is excluded from monitoring. This happens in the following cases:

- The indicated DB2 subsystem was marked in the Configuration Tool as not to be monitored.
- Monitoring of the indicated DB2 subsystem was stopped by an operator command.
- The monitoring subtask stopped because of a problem.

For other possible reasons check the SYSPRINT for messages that explain why the DB2 subsystem is not monitored.

IGNORED

The version of this DB2 subsystem is not supported. Therefore, this DB2 subsystem cannot be monitored.

INITIAL

The DB2 subsystem is known to the OMEGAMON Collector, but there is neither a connection established nor a monitoring subtask started yet.

MONITORED

The DB2 subsystem is monitored.

MONDSG

The indicated DB2 subsystem is monitored implicitly. The DB2 subsystem is a local member of a data sharing group that is excluded from monitoring (configuration) or it is not configured while AUTODETECT is disabled. The DB2 subsystem is monitored implicitly by another local data sharing group member without starting any additional subtasks for monitoring this DB2 subsystem.

RESTRICT

The DB2 subsystem is known to the OMEGAMON Collector, but the OMEGAMON Collector is not authorized to connect to the DB2 subsystem because the DB2 subsystem is started in restricted access mode (maintenance).

UNKNOWN

The status of the DB2 subsystem cannot be determined for one of the following reasons:

- The DB2 subsystem is a remote member of a data sharing group and no local member of the data sharing group is currently monitored. Therefore, no information about the DB2 subsystem can be obtained.
- The DB2 subsystem is a local member of a data sharing group that is excluded from monitoring (configuration) or it is not configured while AUTODETECT is disabled. This DB2 subsystem can be monitored implicitly by another local data sharing group member without starting additional subtasks

for monitoring this DB2 subsystem. If explicit monitoring of all local data sharing group members is stopped, no implicit monitoring is possible, and therefore, no information can be obtained for local and remote members of the data sharing group.

UP

The DB2 subsystem is running, but the subtask that monitors this DB2 subsystem is not yet started.

- *<Detect>* indicates whether the DB2 subsystem was found by means of auto-detection.

Y

This DB2 subsystem was auto-detected.

N

This DB2 subsystem was configured explicitly or is a remote or implicitly monitored data sharing group member.

- *<Level>* indicates the DB2 version, release, and modification level as a six-digit character string.
- *<Location>* indicates where the DB2 subsystem is running.

LOCAL

The DB2 subsystem runs in the same LPAR as the OMEGAMON Collector.

REMOTE

The DB2 subsystem is a data sharing group member that does not run on the same LPAR as the OMEGAMON Collector.

- *<Type>* indicates the type of the DB2 subsystem.

SINGLE

The DB2 subsystem does not run in a data sharing group environment.

MEMBER

The DB2 subsystem is a member of a data sharing group.

- *<Dsg>* The name of the data sharing group to which this DB2 subsystem belongs.
- *<Lpar>* indicates the name of the z/OS system where the member is running or was last running before monitoring stopped.

User response

If the status is DENIED, contact your security administrator and request authority for the OMEGAMON Collector to access this DB2 subsystem.

FPEV0188I *<V1>* *<DB2_ID>* *<Status>*
 <Detected> *<Lvl>* *<Location>*
 <Type> *<Dsg>* *<Lpar>*

Explanation

This message is issued in response to a DISPLAY command or during OMEGAMON Collector startup. It indicates that the specified DB2 subsystem was specified in the list of DB2 subsystems (parameter DB2SSID) to be monitored.

- *<V1>* is the name of the master controller inside the OMEGAMON Collector (MSTR).
- *<DB2_ID>* is the DB2 subsystem ID.
- *<Status>* is the monitoring status of the DB2 subsystem.
- *<Detected>* indicates whether the DB2 subsystem was found by means of auto-detection.
- *<Lvl>* indicates the DB2 version, release, and modification level as a three-digit character string.
- *<Location>* indicates where the DB2 subsystem is running.
- *<Type>* indicates whether the DB2 subsystem is a member of a data sharing group.
- *<Dsg>* is the name of the data sharing group to which this DB2 subsystem belongs.
- *<Lpar>* is the name of the z/OS system where the member is running.

See message FPEV0187I for details.

User response

None.

FPEV0189W *<V1>* **PARAMETER** *<V2>* **IS NOT ALLOWED AS DB2 SUBSYSTEM SPECIFIC PARAMETER**

Explanation

During startup of the OMEGAMON Collector, the indicated DB2 subsystem independent parameter was found in a DB2 specific startup member.

- *<V1>* is the DB2 subsystem ID.
- *<V2>* is the startup parameter.

User response

This can happen if the OMEGAMON Collector startup parameter members were changed manually. Use the Configuration Tool (formerly ICAT) for changing server configuration parameters. If the members have not been changed manually, or the problem occurs even if the Configuration Tool (formerly ICAT) is used, contact IBM support.

FPEV0190W *<V1>* **PARAMETER** *<V2>* **IS NOT ALLOWED AS DB2**

SUBSYSTEM INDEPENDENT GLOBAL PARAMETER

Explanation

During startup of the OMEGAMON Collector, the indicated DB2 subsystem dependent parameter was found in the DB2 independent startup member OMPEMSTR.

- <V1> is the name of the master controller inside the OMEGAMON Collector (MSTR).
- <V2> is the startup parameter.

User response

This can happen if the OMEGAMON Collector startup parameter members were changed manually. Use the Configuration Tool (formerly ICAT) for changing server configuration parameters. If the members have not been changed manually, or the problem occurs even if the Configuration Tool (formerly ICAT) is used, contact IBM support.

FPEV0191W <V1> INSTANCE FOR DB2
SUBSYSTEM <V2> NOT STARTED
DUE TO ERRORS IN PARAMETER
DATA SET

Explanation

During startup of the OMEGAMON Collector, the parameter data set member for the indicated DB2 subsystem contains errors. The DB2 subsystem is not being monitored.

- <V1> is the name of the master controller inside the OMEGAMON Collector (MSTR).
- <V2> is the DB2 subsystem ID.

User response

Check SYSPRINT for wrong startup parameters. Correct them and restart the server.

FPEV0192S <V1> PARAMETER DATA SET
MEMBER RKANPAR (OMPEMSTR)
NOT FOUND

Explanation

The startup parameter data set member for DB2 subsystem independent configuration settings was not found. Either the specified data set RKD2PAR does not contain the member OMPEMSTR, or the OMEGAMON Collector JCL points to the wrong RKD2PAR data set.

- <V1> is the name of the master controller inside the OMEGAMON Collector (MSTR).

User response

Ensure that the OMEGAMON Collector JCL points to the right RKD2PAR data set. If the right data set is used and the problem persists, run the Configuration Tool (formerly ICAT) to generate the configuration member again.

FPEV0193W <V1> PARAMETER DATA SET
COULD NOT BE READ. SEE JOB
LOG FOR DETAILS

Explanation

During startup of the OMEGAMON Collector, the startup data set member RKD2PAR(OMPEMSTR) was found, but could not be read.

- <V1> is the name of the master controller inside the OMEGAMON Collector (MSTR).

User response

Check SYSPRINT of the OMEGAMON Collector started task and correct the error. Restart the OMEGAMON Collector.

FPEV0194S <V1> PARAMETER DATA SET
DDNAME 'RKANPAR' NOT
SPECIFIED IN JCL

Explanation

The required DD statement "RKANPAR" for the configuration settings is not specified in the OMEGAMON Collector JCL.

- <V1> is the name of the master controller inside the OMEGAMON Collector (MSTR).

User response

Correct the OMEGAMON Collector JCL and restart the server.

FPEV0195I <V1> EVENTOBSERVATION=<V2>

Explanation

This message is issued in response to a DISPLAY command or during OMEGAMON Collector startup and indicates the state of DB2 event observation.

- <V1> is the DB2 subsystem ID.
- <V1> is either YES or NO.

User response

None.

FPEV0196I <V1> -
EVENTDSEXTENTQUAL=<V2>

Explanation

This message is issued in response to a DISPLAY command or during OMEGAMON Collector startup.

- <V1> is the DB2 subsystem ID.
- <V2> is the threshold value that indicates when a DB2 data set extend alert will be sent.

User response

None.

FPEV0197I <V1> - DEBUG TRACE=<V2>

Explanation

This message is issued in response to a DISPLAY command or during OMEGAMON Collector startup.

- <V1> is the DB2 subsystem ID.
- <V2>
 - OFF: The debug trace is inactive.
 - ON: The debug trace is active.

User response

None.

FPEV0198I <V1> AUTODETECT=<V2>

Explanation

This message is issued in response to a DISPLAY command or during OMEGAMON Collector startup. If auto-detection of DB2 subsystems by the OMEGAMON Collector PESERVER subtask is switched off, <V2> is NO, otherwise YES.

- <V1> is the DB2 subsystem ID.
- <V2> is either YES or NO.

User response

None.

FPEV0199I <V1> - DB2 SUBSYSTEM <V2>
(<V3>) HAS UNSUPPORTED
VERSION

Explanation

This message is issued in response to a DISPLAY command or during OMEGAMON Collector startup, if the detected DB2 subsystem has an unsupported DB2 version and is therefore not monitored.

- <V1> is the name of the master controller inside the OMEGAMON Collector (MSTR).
- <V2> is the name of the monitored DB2 subsystem.
- <V3> is the version of the monitored DB2 subsystem.

User response

None.

FPEV0200I <V1> - DB2 SUBSYSTEM <V2> IS
NOT FOUND

Explanation

This message is issued in response to a DISPLAY command or during OMEGAMON Collector startup. The indicated DB2 subsystem is not found in the list of DB2 subsystems (parameter DB2SSID).

- <V1> is the name of the master controller inside the OMEGAMON Collector (MSTR).
- <V2> is the name of the DB2 subsystem that is not found.

User response

None.

FPEV0201I <V1> CURRENT PARAMETERS FOR
INSTANCE <V2>

Explanation

This message is issued in response to a DISPLAY command or during OMEGAMON Collector startup.

- <V1> is the name of the master controller inside the OMEGAMON Collector (MSTR).
- <V2> is the DB2 subsystem ID.

User response

None.

FPEV0202I <V1> - MEMORY TRACE=<V2>

Explanation

This message is issued in response to a DISPLAY command or during OMEGAMON Collector startup.

- <V1> is the DB2 subsystem ID.
- <V2>
 - OFF: The memory trace is inactive.
 - ON: The memory trace is active.

User response

None.

FPEV0203W <V1> NO DATA SERVER
INSTANCE COULD BE OBTAINED
TO MONITOR THE SPECIFIED
DB2 SUBSYSTEM <V2>. ALL
<V3> AVAILABLE DATA SERVER
INSTANCES ARE ALREADY IN USE.

Explanation

More DB2 subsystems are requested to be monitored than supported by the Data Server. The indicated DB2 subsystem will not be monitored.

- <V1> is the name of the master controller inside the OMEGAMON Collector (MSTR).
- <V2> is the DB2 subsystem ID of the subsystem that is not being monitored.
- <V3> is the number of maximum available Data Server instances.

User response

Reduce the number of DB2 subsystems specified in the master startup data set member RKD2PAR(OMPEMSTR). Stop and restart the Data Server using the MODIFY command.

FPEV0204I <V1> AUTOEXCPTHNAME=<V2>

Explanation

This message is issued in response to a DISPLAY command or during OMEGAMON Collector startup, if auto-exception processing is specified.

- <V1> is the DB2 subsystem ID.
- <V2> is the name of the threshold definition data set that is used for auto-exception processing.

User response

None.

FPEV0205I <V1> - AUTOEXCPUSER=<V2>

Explanation

This message is issued in response to a DISPLAY command or during OMEGAMON Collector startup, if auto-exception processing is specified.

- <V1> is the DB2 subsystem ID.
- <V2> is the user ID for which auto-exception processing is started.

User response

None.

FPEV0206I <V1> - AUTOEXCPPERIOD=<V2>

Explanation

This message is issued in response to a DISPLAY command or during OMEGAMON Collector startup, if auto-exception processing is specified.

- <V1> is the DB2 subsystem ID.
- <V2> is the interval (in seconds) at which the server is checking for threshold violations.

User response

None.

FPEV0207I <V1> - AUTOEXCPEXIT=<V2>

Explanation

This message is issued in response to a DISPLAY command or during OMEGAMON Collector startup, if auto-exception processing is specified.

- <V1> is the DB2 subsystem ID.
- <V2>
 - NO: Exception exit for auto-exception processing is disabled.
 - YES: Exception exit for auto-exception processing is enabled.

User response

None.

FPEV0208I <V1> - AUTOEXCPFILE=<V2>

Explanation

This message is issued in response to a DISPLAY command or during OMEGAMON Collector startup, if auto-exception processing is specified.

- <V1> is the DB2 subsystem ID.
- <V2>
 - NO: Exception are not written to a file data set.
 - YES: Exceptions are written in raw DB2 format to the specified file data set.

User response

None.

FPEV0209I <V1> -
AUTOEXCPFILENAME=<V2>

Explanation

This message is issued in response to a DISPLAY command or during OMEGAMON Collector startup, if auto-exception processing is specified.

- <V1> is the DB2 subsystem ID.
- <V2> is the name of the file data set to which detected exceptions for auto-exception processing are written in raw DB2 format.

User response

None.

FPEV0210I <V1> - AUTOEXCPFILEDISP=<V2>

Explanation

This message is issued in response to a DISPLAY command or during OMEGAMON Collector startup, if auto-exception processing is specified.

- <V1> is the DB2 subsystem ID.
- <V2> is the disposition of the file data set for auto-exception processing (MOD or OLD).

User response

None.

FPEV0211I <V1> - AUTOEXCPLOG=<V2>

Explanation

This message is issued in response to a DISPLAY command or during OMEGAMON Collector startup, if auto-exception processing is specified.

- <V1> is the DB2 subsystem ID.
- <V2>
 - NO: Exception are not written to a LOG data set.
 - YES: Exceptions are written in log format to the specified LOG data set.

User response

None.

FPEV0212I <V1> - AUTOEXCPLOGNAME=<V2>

Explanation

This message is issued in response to a DISPLAY command or during OMEGAMON Collector startup, if auto-exception processing is specified.

- <V1> is the DB2 subsystem ID.

- <V2> is the name of the LOG data set to which detected exceptions for auto-exception processing are written in log format.

User response

None.

FPEV0213I <V1> - AUTOEXCPLOGDISP=<V2>

Explanation

This message is issued in response to a DISPLAY command or during OMEGAMON Collector startup, if auto-exception processing is specified.

- <V1> is the DB2 subsystem ID.
- <V2> is the disposition of the LOG data set for auto-exception processing (MOD or OLD).

User response

None.

FPEV0214W <V1> USER AUTHORIZATION CHECK FOR USER <V2> FAILED (RC <V3>, RS '<V4>'X). LOGON REJECTED.

Explanation

Necessary operations during verification of a user logon from the PE Client failed.

- <V1> is the DB2 subsystem ID.
- <V2> is the user ID of the user that tried to log on.
- <V3> is the return code of the failing operation.
- <V4> is the reason code of the failing operation.

User response

This might be a temporary problem. Retry the operation. If problem persists, please contact IBM support.

FPEV0215W <V1> DATA SERVER MASTER ALREADY STARTED.

Explanation

A command was issued to start a Data Server that is already up and running. The command is ignored.

- <V1> is the name of the master controller inside the OMEGAMON Collector (MSTR).

User response

Contact IBM support.

FPEV0217I	<V1> BIND FOR MODULE FPEVWRP2 MISSING. NO DB2 CONNECT DATA COLLECTING.
FPEV0218I	<V1> NO AUTHORITY FOR REQ OP IN DGOVWRP2 FOR TABLE DB2PM.PARAMETER. NO DB2 CONNECT DATA COLLECTING.
FPEV0219I	<V1> NO AUTHORITY FOR REQ OP IN DGOVWRP2 FOR TABLE DB2PM.HISTORYDATA. NO DB2 CONNECT DATA COLLECTING.
FPEV0220W	<V1> COMMAND FAILED. THE SPECIFIED DB2 SUBSYSTEM <V2> IS NOT RECOGNIZED BY THE DATA SERVER.

Explanation

The subtask command issued to the Performance Expert Server subtask (PESERVER) failed because the specified identifier of the DB2 subsystem is not recognized by the PE Server subtask.

<V1> is the name of the master controller inside the OMEGAMON Collector (MSTR).

<V2> is the DB2 subsystem identifier.

User response

Verify that the specified DB2 subsystem exists and that the DB2 subsystem identifier is spelled correctly in the command string. Correct and reissue the command.

FPEV0221W	<V1> COMMAND FAILED. THE DATA SERVER INSTANCE FOR THE SPECIFIED DB2 SUBSYSTEM <V2> IS NOT RUNNING.
------------------	---

Explanation

The subtask command issued to the PE Server subtask (PESERVER) failed because the server instance for the specified DB2 subsystem is not running.

Possible reasons that the server instance failed include the following:

- the PE Server subtask was not started because the Data Server is not configured to start monitoring for the specified DB2 subsystem.
- the PE Server subtask terminated because the DB2 subsystem terminated.
- the PE Server subtask ended abnormally.

<V1> is the name of the master controller inside the OMEGAMON Collector (MSTR).

<V2> is the DB2 subsystem identifier.

User response

Verify that the PE Server subtask is configured to monitor the specified DB2 subsystem and that the DB2 subsystem is running. Restart the PE Server subtask and reissue the command.

FPEV0222E	<V1> RRSF LOAD FAILED. RC=<V2> RS=<V3>
------------------	---

Explanation

Loading of the Resource Recovery Services Attachment Facility (RRSAF) modules failed.

- <V1> is the DB2 subsystem ID.
- <V2> is the return code.
- <V3> is the reason code.

User response

Ensure that the RRSF modules are present and running or that they can be located in the normal search sequence.

FPEV0223E	<V1> RRSF-IDENTIFY REQUEST FAILED FOR DB2 SUBSYSTEM <V2>. RC= <V3> RS= <V4>
------------------	--

Explanation

The PE server issued an RRSF - 'IDENTIFY' request. This request failed because RRS/MVS was not active or the DB2 subsystem was not attached to RRS/MVS.

- <V1> is the *originator of the message*.
- <V2> is the DB2 subsystem ID.
- <V3> is the DB2 return code.
- <V4> is the DB2 reason code.

User response

- If RRS/MVS is not started, start RRS/MVS and restart the OMEGAMON Collector started task.
- If RRS/MVS is started, restart the OMEGAMON Collector started task or use the MODIFY command to manually start the PE Server subtask for the DB2 subsystem reported in this error message.

FPEV0224I	<V1> INSTANCE FOR DB2 SUBSYSTEM <V2> STOPPED
------------------	---

Explanation

The OMEGAMON Collector components that monitor the indicated DB2 subsystem have been stopped.

- <V1> is the name of the master controller inside the OMEGAMON Collector (MSTR).
- <V2> is the DB2 subsystem ID.

User response:

None.

FPEV0240I **<V1> CURRENT PARAMETERS FOR NON-VSAM WORK DATASETS**

Explanation

This message is issued in response to a DISPLAY command or during OMEGAMON Collector startup.

- <V1> is the name of the master controller inside the OMEGAMON Collector (MSTR).

User response:

None.

FPEV0241I **<V1> CURRENT PARAMETERS FOR VSAM WORK DATASETS**

Explanation

This message is issued in response to a DISPLAY command or during OMEGAMON Collector startup.

- <V1> is the name of the master controller inside the OMEGAMON Collector (MSTR).

User response:

None.

FPEV0242I **<V1> - <V2>=<V3>**

Explanation

This message is issued in response to a DISPLAY command or during OMEGAMON Collector startup.

- <V1> is the name of the master controller inside the OMEGAMON Collector (MSTR).
- <V2> is a parameter keyword.
- <V3> is the parameter value.

User response:

None.

FPEV0243I **<V1> COMMAND IGNORED. THE PE SERVER SUBTASK FOR DB2 SUBSYSTEM <V2> HAS ALREADY BEEN STARTED.**

Explanation

A PE Server subtask has already been started and is monitoring this DB2 subsystem, The subsequent command issued to start the PE Server subtask for this DB2 subsystem again is ignored.

- <V1> is the name of the master controller inside the OMEGAMON Collector (MSTR).
- <V2> is the DB2 subsystem ID.

User response:

None.

FPEV0250I **<V1> EXCEPTION EVENT IFI ERROR. IFI RC <V2>, REASON <V3>**

Explanation

None.

- <V1> is the DB2 subsystem ID.
- <V2> is the IFI return code.
- <V3> is the IFI reason code.

User response

See *DB2 Messages and Codes* (or the corresponding manual of the DB2 version you have installed) for an explanation of the return and reason codes.

FPEV0252I **<V1> EXCEPTION EVENT TRACES NOT STARTED**

Explanation

No traces have been requested using the EXCEPTIONEVENT command.

- <V1> is the DB2 subsystem ID.

User response

None.

FPEV0254W **<V1> EXCEPTION EVENT DIV <V2> ERROR. RC <V3>-<V4>**

Explanation

None.

- <V1> is the DB2 subsystem ID.
- <V2> is the DIV service.
- <V3> is the return code.
- <V4> is the reason code.

User response

See *z/OS MVS Programming: Authorized Assembler Services Reference* for an explanation of the return and reason codes.

FPEV0255I **<V1> EXCEPTION EVENT RECOVERY DATA SET WRAPPED**

Explanation

This message is issued whenever the Exception Event begins to write the data set from the beginning of the physical data set.

- <V1> is the DB2 subsystem ID.

User response

None.

FPEV0256I **<V1> EXCEPTION EVENT
WAITING FOR DB2
INITIALIZATION**

Explanation

DB2 has not completed initialization.

- <V1> is the DB2 subsystem ID.

User response

Start DB2 if it has not already been started.

FPEV0258I **<V1> RRSF ERROR WHEN
EXCEPTION EVENT ATTEMPTED
TO CONNECT TO DB2. RC <V2>,
REASON <V3>**

Explanation

None.

- <V1> is the DB2 subsystem ID.
- <V2> is the IFI return code.
- <V3> is the IFI reason code.

User response

See *DB2 Messages and Codes* (or the corresponding manual of the DB2 version you have installed) for an explanation of the return and reason codes.

FPEV0259I **<V1> RRSF ERROR WHEN
EXCEPTION EVENT ATTEMPTED
TO DISCONNECT FROM DB2. RC
<V2>, REASON <V3>**

Explanation

None.

- <V1> is the DB2 subsystem ID.
- <V2> is the IFI return code.
- <V3> is the IFI reason code.

User response

See *DB2 Messages and Codes* (or the corresponding manual of the DB2 version you have installed) for an explanation of the return and reason codes.

FPEV0261I **<V1> AUTOMATIC EXCP STARTED**

Explanation

None.

- <V1> is the DB2 subsystem ID.

User response

None.

FPEV0262W **<V1> AUTOMATIC EXCP STARTED
WITH ERRORS**

Explanation

None.

- <V1> is the DB2 subsystem ID.

User response

See the job log or SYSPRINT for accompanying messages and respective user actions.

FPEV0263E **<V1> AUTOMATIC EXCP NOT
STARTED - NO VALID THRESHOLD
RECORDS**

Explanation

None.

- <V1> is the DB2 subsystem ID.

User response

See the job log or SYSPRINT for accompanying messages and respective user actions.

FPEV0264E **<V1> MISSING FILE DATA SET
NAME FOR AUTOMATIC EXCP ON
SERVER INSTANCE <V2>**

Explanation

None.

- <V1> is the DB2 subsystem ID.

User response

Specify a data set associated with the AUTOEXCPFILENAME parameter in the subsystem startup data set member (RKD2PAR).

FPEV0266I <V1> EXCEPTION PROCESSING
DIAGNOSTIC DATA: <V2>

Explanation

One of the following occurred:

- The monitored DB2 subsystem did not return IFCID data within a specified amount of time when periodic exception processing requested the data.
- The timed out DB2 is the PWH that did not insert the found exceptions within the specified amount of time.
- <V1> is the DB2 subsystem ID.
- <V2> specifies whether the timeout happened on the monitored DB2, or on the PWH.

User response

If this message only appears once, then it can be ignored. If it appears many times for one DB2 subsystem, then contact your DB2 administrator.

FPEV0267I <V1> EXCEPTION PROCESSING
DIAGNOSTIC DATA: RA
PRESERVED FOR LATER USE

Explanation

The return area (RA) will be reused for the next DB2 IFI request.

- <V1> is the DB2 subsystem ID.

User response

None.

FPEV0268E <V1> PERIODIC EXCEPTION LOG
DATA SET <V2> HAS WRONG
SETTINGS. SETTINGS FOUND:
RECFM = <V3>, LRECL = <V4>

Explanation

The Periodic Exception Log data set was allocated incorrectly.

- <V1> is the DB2 subsystem ID.
- <V2> is the data set name.
- <V3> is the record format.
- <V4> is the record length.

User response

Reallocate the Periodic Exception Log data set using the correct attributes.

RECFM
VB

LRECL
≥512

FPEV0269E <V1> PERIODIC EXCEPTION FILE
DATA SET <V2> HAS WRONG
SETTINGS. SETTINGS FOUND:
RECFM = <V3>, LRECL = <V4>

Explanation

The Periodic Exception File data set was allocated incorrectly.

- <V1> is the DB2 subsystem ID.
- <V2> is the data set name.
- <V3> is the record format.
- <V4> is the record length.

User response

Reallocate the Periodic Exception File data set using the correct attributes.

RECFM
VBS

LRECL
≥32756

FPEV0270E <V1> PERIODIC EXCEPTION
THRESHOLD DATA SET <V2> HAS
WRONG SETTINGS. SETTINGS
FOUND: RECFM = <V3>, LRECL
= <V4>. PERIODIC EXCEPTION
PROCESSING NOT STARTED.

Explanation

The Periodic Exception Threshold data set was allocated incorrectly.

- <V1> is the DB2 subsystem ID.
- <V2> is the data set name.
- <V3> is the record format.
- <V4> is the record length.

User response

Reallocate the Periodic Exception File data set using the correct attributes.

RECFM
VB

LRECL
≥255

FPEV0271W <V1> THE FOLLOWING MODIFY
COMMAND IS NOT ALLOWED:<V2>

Explanation

The private member configuration is not present for the indicated DB2 subsystem. No Modify commands are allowed. Only Display commands are allowed.

- <V1> is the DB2 subsystem ID.
- <V2> is the Modify command that is not allowed.

User response

Configure the DB2 subsystem with the Configuration Tool (formerly ICAT).

parameter dataset member could not be found for a configured DB2 subsystem. The configuration of the OMEGAMON Collector is not complete. Monitoring for the DB2 subsystem is disabled.

- <V1> is the name of the master controller inside the OMEGAMON Collector (MSTR).
- <V2> is the name of the RKD2PAR parameter dataset member.
- <V3> is the DB2 subsystem ID.

User response

Configure the indicated DB2 subsystem with the Configuration Tool (formerly ICAT), complete the configuration and restart the OMEGAMON Collector.

FPEV0273I <V1> PARAMETER DATASET
MEMBER <V2> NOT FOUND.
MONITORING FOR DB2
SUBSYSTEM <V3> IS ENABLED
WITH LIMITED FUNCTIONALITY

Explanation

During OMEGAMON Collector startup a DB2 subsystem was automatically detected and a PE Server subtask was started to monitor the DB2 subsystem. The corresponding parameter dataset member could not be found. Monitoring for the DB2 subsystem is enabled with limited functionality. Only realtime monitoring without DB2 Connect monitoring is supported.

- <V1> is the name of the master controller inside the OMEGAMON Collector (MSTR).
- <V2> is the name of the RKD2PAR parameter dataset member.
- <V3> is the DB2 subsystem ID.

User response

None, if real-time monitoring with limited functionality is acceptable. Otherwise, configure the indicated DB2 subsystem with the Configuration Tool (formerly ICAT), complete the configuration and restart the OMEGAMON Collector.

FPEV0275E <V1> ERROR WHEN PREPARING
PE SERVER SUBTASK.
MONITORING FOR DB2
SUBSYSTEM <V2> IS DISABLED

Explanation

During OMEGAMON Collector startup the preparation for the attach of a PE Server subtask failed. Monitoring for the DB2 subsystem is disabled.

- <V1> is the name of the master controller inside the OMEGAMON Collector (MSTR).
- <V2> is the DB2 subsystem ID.

User response

Check the job log for preceding error messages, correct the reported errors and restart the OMEGAMON Collector.

FPEV0274E <V1> PARAMETER DATASET
MEMBER <V2> NOT FOUND.
MONITORING FOR DB2
SUBSYSTEM <V3> IS DISABLED

Explanation

During OMEGAMON Collector startup a PE Server subtask was started to monitor a configured DB2 subsystem, or a Modify command was issued to explicitly start a PE Server subtask. The corresponding

FPEV0303S <V1> DATA MANAGER DIV <V2>
ERROR. RC <V3>-<V4>

Explanation

None.

- <V1> is the DB2 subsystem ID.
- <V2> is the DIV service.
- <V3> is the return code.
- <V4> is the reason code.

User response

See *MVS Messages and Codes* for an explanation of the return and reason codes. Check the log for preceding messages or abend codes. If the problem cannot be corrected and recurs, contact IBM support.

FPEV0400I <V1> USER MANAGER TASK
STARTED

Explanation

None.

- <V1> is the DB2 subsystem ID.

User response

None.

**FPEV0401I <V1> USER MANAGER TASK
ENDED**

Explanation

None.

- <V1> is the DB2 subsystem ID.

User response

None.

**FPEV0402E <V1> EXCEPTION EVENT TASK
TERMINATED. RC <V2>**

Explanation

None.

- <V1> is the DB2 subsystem ID.
- <V2> is the return code.

User response

Check the log for preceding messages or abend codes. If the problem cannot be corrected and recurs, contact IBM support.

**FPEV0403E <V1> EXCEPTION EVENT TASK
ERROR. RC <V2>**

Explanation

None.

- <V1> is the DB2 subsystem ID.
- <V2> is the return code.

User response

Check the log for preceding messages or abend codes. If the problem cannot be corrected and recurs, contact IBM support.

**FPEV0404E <V1> EXCEPTION EVENT TASK
DID NOT RESPOND TO
TERMINATION REQUEST**

Explanation

None.

- <V1> is the DB2 subsystem ID.

User response

None.

**FPEV0405E <V1> CONNECTION BY USER <V2>
FAILED, NO AUTHORITIES FOUND**

Explanation

The user must have MONITOR1 or MONITOR2 privileges to use the online monitor.

If external security (RACF) is used to secure DB2 resources, the user or assigned group does not have read access for the corresponding profiles. If DB2 internal security is used to secure DB2 resources, no corresponding entry for the user or assigned group exists in SYSIBM.SYSUSERAUTH.

- <V1> is the DB2 subsystem ID.
- <V2> is the user ID.

System action:

The PE Server subtask does not support monitoring for the unauthorized user ID.

User response

Grant the required authority to the user or a group the user is assigned to. Refer to *Installation and Configuration*.

**FPEV0406E <V1> CONNECTION BY USER <V2>
FAILED DUE TO SQL ERROR <V3>
<V4>**

Explanation

None.

- <V1> is the DB2 subsystem ID.
- <V2> is the user ID.
- <V3> is either - or blank.
- <V4> is the SQL error code.

User response

See *DB2 Messages and Codes* (or the corresponding manual of the DB2 version you have installed) for an explanation of the SQL code.

**FPEV0408E <V1> PERIODIC EXCEPTION
TASK FOR USER <V2> DID**

NOT RESPOND TO TERMINATION REQUEST.

Explanation

The user requested termination of periodic exception, but the task did not respond to the termination request. The periodic exception task can be forced to be terminated by stopping the Data Server subtask.

- <V1> is the DB2 subsystem ID.
- <V2> is the user ID.

User response

Stop and restart the Data Server subtask using the MODIFY command.

FPEV0409I <V1> PERIODIC EXCEPTION PROCESSING TASK STARTED FOR USER <V2>.

Explanation

The periodic exception task started for the user who requested periodic exception processing.

- <V1> is the DB2 subsystem ID.
- <V2> is the user ID.

User response

None.

FPEV0410I <V1> PERIODIC EXCEPTION PROCESSING TASK STOPPING FOR USER <V2>.

Explanation

The periodic exception task stopped for the user who requested the termination of periodic exception processing.

- <V1> is the DB2 subsystem ID.
- <V2> is the user ID.

User response

None.

FPEV0411W <V1> PERIODIC EXCEPTION TASK DID NOT RESPOND TO DEACTIVATION REQUEST.

Explanation

A periodic exception task continues monitoring threshold exceptions although a user requested to stop periodic exception processing.

- <V1> is the DB2 subsystem ID.

User response

Retry to deactivate periodic exception processing. If the problem persists, terminate periodic exception processing.

FPEV0412I <V1> PERIODIC EXCEPTION PROCESSING DEACTIVATED FOR USER <V2>.

Explanation

A periodic exception task discontinued to monitor threshold exceptions for the user who requested to stop periodic exception processing.

- <V1> is the DB2 subsystem ID.

User response

None.

FPEV0413I <V1> PERIODIC EXCEPTION PROCESSING ACTIVATED FOR USER <V2>

Explanation

A periodic exception task started to monitor threshold exceptions for the user who requested to start periodic exception processing.

- <V1> is the DB2 subsystem ID.
- <V2> is the user ID.

User response

None.

FPEV0414I <V1> THRESHOLD DATA SET FOR USER <V2> CAUSED PARSE WARNINGS. WARNING: <V3>, COUNTER: '<V4>'X

Explanation

A periodic exception task was requested to monitor a given set of thresholds and the specified threshold set contains counters that are not supported by periodic exception processing.

- <V1> is the DB2 subsystem ID.
- <V2> is the user ID.
- <V3> is the reason for the error.
- <V4> is the identifier for the counter.

User response

Correct the provided threshold set and retry.

FPEV0415I <V1> DUMP FOR THRESHOLD SET IS WRITTEN FOR FURTHER ANALYSIS. DIAGNOSTICS: TABLE ADDR <F2>, TABLE COUNT <F3>.

Explanation

The periodic exception task detected an error in the provided threshold set and starts to dump data for further analysis. The message is preceded by message FPEV0414I.

- <V1> is the DB2 subsystem ID.
- <F2> is the user ID.
- <F3> is the reason for the error.

User response

Save the Performance Expert log (SYSPRINT) and dump for further analysis by IBM. Correct the provided threshold set and retry.

FPEV0416E <V1> EXCEPTION PROCESSING USER EXIT MODULE <V2> NOT FOUND. EXIT DISABLED

Explanation

The indicated module was not found when the exception processing user exit was called.

- <V1> is the DB2 subsystem ID (DB2SSID).
- <V2> is the name of the module.

User response

Try to retrieve and replace the indicated module from a backup version, or contact IBM support.

FPEV0417E <V1> SPECIFIED EXCEPTION LOG DATA SET '<V2>' COULD NOT BE ACCESSED. SEE JOB LOG FOR DETAILS

Explanation

None.

- <V1> is the DB2 subsystem ID.
- <V2> is the name of the Exception Log data set.

User response

Specify a data set that exists and is accessible.

FPEV0418E <V1> SPECIFIED EXCEPTION FILE DATA SET '<V2>' COULD NOT BE ACCESSED. SEE JOB LOG FOR DETAILS

Explanation

None.

- <V1> is the DB2 subsystem ID.
- <V2> is the name of the Exception File data set.

User response

Specify a data set that exists and is accessible.

FPEV0419E <V1> SPECIFIED EXCEPTION THRESHOLD DATA SET '<V2>' COULD NOT BE ACCESSED. SEE JOB LOG FOR DETAILS

Explanation

None.

- <V1> is the DB2 subsystem ID.
- <V2> is the name of the exception threshold data set.

User response

Specify a data set that exists and is accessible.

FPEV0450I INITIALIZING COMMON SERVICES

Explanation

An informational message.

FPEV0451I SUBSCRIBING COMMON SERVICES

Explanation

An informational message.

FPEV0452I TERMINATING COMMON SERVICES

Explanation

An informational message.

FPEV0453I UNSUBSCRIBING COMMON SERVICES

Explanation

An informational message.

FPEV0454I COMMON SERVICES PARTIALLY TERMINATED

Explanation

An informational message.

FPEV0455S COMMON SERVICES INITIALIZATION FAILED

Explanation

A fatal error has occurred.

User response

Contact IBM support.

FPEV0503W <V1> SIZE OF HISTORY DATA SET IS CHANGED TO <V2> BECAUSE SPACE ALLOCATION REQUEST COULD NOT BE FULLY ACCOMPLISHED.

Explanation

DADSM EXTEND processing tried to allocate the next extent for the history data set but this request could not be accomplished.

- <V1> is the DB2 subsystem ID.
- <V2> is the new maximum number of 4 KB-pages of the history data set. The new value is less than the value that is specified in the SHDATASETSIZE startup parameter for the Data Server.

Check the SYSLOG data set and locate the FPEV0503W message. It should be accompanied by the system message IEC070I *rc-ccc, . . .*, where *rc* is the reason code and *ccc* is the Problem Determination Function (PDF) code. These codes will help to identify the cause of the problem. Examples for *rc-ccc* are:

- 204-211 means the maximum number of extents has been reached because of a lack of space or space fragmentation problem
- 104-204 means no more volumes are available on which to allocate space.

User response

It is recommended that you reallocate the history data set to permit allocation of as many pages as are specified in the SHDATASETSIZE startup parameter. You might have to perform space defragmentation or use a separate storage class before the reallocation. To reallocate the history data set, perform the following:

1. Stop the OMEGAMON Collector started task.
2. Delete the VSAM cluster of the history data set by using the DELETE command of the IDCAMS utility.
3. Define the cluster by using the DEFINE CLUSTER command of the IDCAMS utility. Use the parameters VOLUMES, STORAGECLASS if enormous quantity of space is supposed to be allocated.

FPEV0504W <V1> HISTORY DATA SET IS NOT PRESENT

Explanation

None.

- <V1> is the DB2 subsystem ID.

User response

Either create a history data set or remove the SHDATASETSIZE parameter using the Configuration Tool (formerly ICAT).

FPEV0505W <V1> HISTORY MANAGER NOT COLLECTING DATA

Explanation

History Manager is not collecting data for the Db2 subsystem (<V1>) shown in the message.

User response

Check the log for preceding messages.

Note: If history data is not being collected for the Db2 subsystem indicated in the message, you can disregard message FPEV0505W.

FPEV0507I <V1> HISTORY MANAGER TASK STARTED

Explanation

The snapshot history for the identified DB2 subsystem is successfully initialized.

- <V1> is the DB2 subsystem ID.

User response

None.

FPEV0508I <V1> HISTORY MANAGER TASK ENDED

Explanation

None.

- <V1> is the DB2 subsystem ID.

User response

None.

FPEV0509I **<V1> INITIALIZING HISTORY INDEX FROM HISTORY DATA SET**

Explanation

None.

- <V1> is the DB2 subsystem ID.

User response

None.

FPEV0511I **<V1> HISTORY DATA SET WRAPPED, <V2> INTERVALS STORED**

Explanation

The history data exceeded the size of the history data set. The history data set was therefore wrapped. New history data will overwrite the earliest history data stored in the data set.

- <V1> is the DB2 subsystem ID.
- <V2> is the number of intervals (logical snapshots) stored when the history data set gets wrapped.

User response

None.

FPEV0513W **<V1> RETURN AREA LARGER THAN DATA SET, SOME HISTORY DATA LOST**

Explanation

The amount of data returned from DB2 for a particular history interval was larger than the allocated size of the history data set, and was lost.

- <V1> is the DB2 subsystem ID.

User response

If the problem occurs frequently, use the Configuration Tool (formerly ICAT) and set the SHDATASETSIZE startup parameter to a larger value to allocate a larger history data set.

FPEV0515W **<V1> HISTORY DATA SET SIZE CHANGED TO <V2> PAGES**

Explanation

The history data set cannot be made smaller than the space already used.

- <V1> is the DB2 subsystem ID.
- <V2> is the new maximum size of the history data set.

User response

None.

FPEV0518S **<V1> HISTORY MANAGER TASK TERMINATED**

Explanation

None.

- <V1> is the DB2 subsystem ID.

User response

If history manager restart fails, restart the Data Server. If the problem recurs, contact IBM support.

FPEV0519S **<V1> ERROR OCCURRED DURING HISTORY INDEX INITIALIZATION**

Explanation

Some or all of the history data set has been corrupted.

- <V1> is the DB2 subsystem ID.

User response

Reallocate the history data set using the Configuration Tool (formerly ICAT)-generated job, changing its size to correspond with the value specified in the SHDATASETSIZE startup parameter. If the problem recurs, contact IBM support.

FPEV0520W **<V1> HISTORY MANAGER WAITING FOR DB2 INTERFACE INITIALIZATION**

Explanation

Either DB2 has not started or the Monitor trace is not active.

- <V1> is the DB2 subsystem ID.

User response

Start DB2 and the Monitor trace.

FPEV0521I **<V1> HISTORY MANAGER COLLECTING DATA**

Explanation

None.

- <V1> is the DB2 subsystem ID.

User response

None.

FPEV0522I <V1> HISTORY DATA SET SIZE IS TOO SMALL

Explanation

The OMEGAMON Collector detected that the size of the history data set, specified in the SHDATASETSIZE startup parameter, is too small to store even two logical snapshots (intervals). The message continues to be repeatedly issued, and an entry is written to the OMEGAMON Collector SYSPRINT log, each time after one current interval is stored. When further storing is not possible because of the size limitation, the History Manager task stops to avoid a corruption of the data and indexes in the history data set.

- <V1> is the DB2 subsystem ID.

User response

Use the Configuration Tool (formerly ICAT) and increase the SHDATASETSIZE startup parameter value to a reasonable size, based on the recommendations given in *Installation and Configuration* and the statistics provided by message FPEV0511I. Reallocate the history data set, changing its size so that it corresponds with the value specified in SHDATASETSIZE.

FPEV0523W <V1> INTERNAL BUFFER OVERFLOW OCCURRED DURING PROCESSING OF DB2 CONNECT DATA. RC <V2>, REASON <V3>

Explanation

The History Manager detected that one of its internal buffers was too small to hold current DB2 Connect data. As a result, part of the DB2 Connect data was not processed.

- <V1> is the DB2 subsystem ID.
- <V2> is the return code.
- <V3> is the reason code.

User response

If this error occurs, it is recommended that you contact IBM support. Proceed as follows:

1. Stop the OMEGAMON Collector.
2. Collect the data outlined in “When you contact IBM support” on page 7. Ensure that you save the history data, using the IDCAMS REPRO function. If you need assistance with the IDCAMS REPRO function, contact IBM support.
3. Restart the OMEGAMON Collector.

FPEV0552S <V1> HISTORY MANAGER DIV <V2> ERROR. RC <V3>-<V4>

Explanation

There is a problem with the history data set.

- <V1> is the DB2 subsystem ID.
- <V2> is the DIV function requested.
- <V3> is the return code.
- <V4> is the reason code.

User response

See *z/OS MVS Programming: Authorized Assembler Services Reference* for an explanation of the return and reason codes. Check the log for preceding messages or abend codes. If the problem persists, contact IBM support.

FPEV0553W <V1> DB2 REPORTED IFI ERROR (RC <V2>, RS <V3>). CURRENT HISTORY SNAPSHOT DOES NOT CONTAIN ALL DATA FOR THIS DB2

Explanation

The History Manager requested data from DB2 and detected an IFI error. If data has been returned by DB2, it is saved to the History data set or History data space, but it does not contain all requested data.

- <V1> is the DB2 subsystem ID.
- <V2> is the IFI return code.
- <V3> is the IFI reason code.

User response

Check the status of DB2 and correct the DB2 problem. See *DB2 Messages and Codes* (or the corresponding manual of the DB2 version you have installed) for an explanation of the return and reason codes. If the problem persists, contact IBM support.

FPEV0555W <V1> DB2 REPORTED INACTIVE MONITOR TRACE. CURRENT HISTORY SNAPSHOT NOT SAVED. ISSUE "START TRACE(MON)" COMMAND

Explanation

The History Manager requested data from DB2 and detected that Monitor trace is not active. An active Monitor trace is necessary to receive performance data for History. No data was saved to the History data set or History data space.

- <V1> is the DB2 subsystem ID.

User response

Issue the DB2 command **START TRACE(MON)** manually. If the problem persists, stop the traces on the member and restart Monitor trace. If the problem persists, contact IBM support.

FPEV0559I <V1> HISTORY MANAGER RETURN AREA TOO SMALL. DATA TRUNCATED

Explanation

The Performance Expert DB2 IFI return area is not large enough to store all the returned DB2 data for a history manager IFI READS request. Some data got lost. This can happen if you are requesting a data sharing group wide snapshot of the whole data sharing group for history saving.

- <V1> is the DB2 subsystem ID.

User response

None required. However, you can limit the amount of data requested from DB2 by using the Configuration Tool (formerly ICAT) and specifying one or more history qualifiers (HQx) as Data Server startup parameters. For example, the specification of HQ1=(PL=CICS*, PL=MANUFACT, PL=HR*) invokes multiple IFI READS requests. However, depending on the number of history qualifiers (HQx) and how you specify them, a thread can match more than one qualification, multiple thread data can be collected, and problems can occur when past data is viewed.

FPEV0560E <V1> DB2 RETURNED INCORRECT DATA. REQUEST CANCELED

Explanation

Incorrect READS data was found, so the request to retrieve data was canceled.

- <V1> is the DB2 subsystem ID.

User response

If the error recurs, trace the problem using the Data Server trace (tracelevel=36) and contact IBM support.

Keep the archived SVC dump titled *INCORRECT RA - DB2I* and all JES outputs of OMEGAMON Collector Started Task for further analysis by IBM support.

FPEV0561E <V1> DB2 MEMBER <V2> IS TEMPORARILY OUT OF MEMORY (RS <V3>). CURRENT HISTORY SNAPSHOT DOES NOT CONTAIN ALL DATA FOR THIS MEMBER

Explanation

The History Manager requested group scope data from DB2 and detected that member <V2> is temporarily out of memory (DB2 IFI code <V3>). The data is saved to the History data set or History data space, but it does not contain data for all group members.

- <V1> is the DB2 subsystem ID.
- <V2> is the DB2 member in this group reporting the problem.
- <V3> is the DB2 IFI reason code.

User response

Check the status of DB2 group member <V2> in this group and correct the DB2 problem. See *DB2 Messages and Codes* (or the corresponding manual of the DB2 version you have installed) for an explanation of the return and reason codes. If the problem persists, contact IBM support.

FPEV0562E <V1> DB2 IS TEMPORARILY OUT OF MEMORY (RS <V2>). CURRENT HISTORY SNAPSHOT DOES NOT CONTAIN ALL DATA FOR THIS DB2

Explanation

The History Manager requested data from DB2 and detected that this DB2 subsystem is temporarily out of memory. If data has been returned by DB2, it is saved to the History data set or History data space, but it does not contain all requested data.

- <V1> is the DB2 subsystem ID.
- <V2> is the DB2 IFI reason code.

User response

Check the status of DB2 subsystem and correct the DB2 problem. See *DB2 Messages and Codes* (or the corresponding manual of the DB2 version you have installed) for an explanation of the reason code. If the problem persists, contact IBM support.

FPEV0563E <V1> DB2 MEMBER <V2> REPORTED AN INTERNAL ABEND (RS <V3>). CURRENT HISTORY

SNAPSHOT DOES NOT CONTAIN ALL DATA FOR THIS MEMBER

Explanation

The History Manager requested group scope data from DB2 and detected an internal abend in member <V2>. The data is saved to the History data set or History data space, but it does not contain data for all group members.

- <V1> is the DB2 subsystem ID.
- <V2> is the DB2 member in this group reporting the problem.
- <V3> is the DB2 IFI reason code.

User response

Contact IBM support. See *DB2 Messages and Codes* (or the corresponding manual of the DB2 version you have installed) for an explanation of the reason code.

FPEV0564E	<V1> DB2 REPORTED AN INTERNAL ABEND (RS <V2>). CURRENT HISTORY SNAPSHOT DOES NOT CONTAIN ALL DATA FOR THIS DB2
------------------	---

Explanation

The History Manager requested data from DB2 and detected an internal abend in DB2. If data has been returned by DB2, it is saved to the History data set or History data space, but it does not contain all requested data.

- <V1> is the DB2 subsystem ID.
- <V2> is the DB2 IFI reason code.

User response

Contact IBM support. See *DB2 Messages and Codes* (or the corresponding manual of the DB2 version you have installed) for an explanation of the reason code.

FPEV0565E	<V1> DB2 MEMBER <V2> REPORTED AN UNEXPECTED CONDITION (RS <V3>). CURRENT HISTORY SNAPSHOT DOES NOT CONTAIN ALL DATA FOR THIS MEMBER
------------------	--

Explanation

The History Manager requested group scope data from DB2, and DB2 itself detected an unexpected condition within DB2. The data is saved to the History data set or History data space, but it does not contain data for all group members.

- <V1> is the DB2 subsystem ID.
- <V2> is the DB2 member in this group reporting the problem.
- <V3> is the DB2 IFI reason code.

User response

Check the status of DB2 group member <V2> in this group and correct the DB2 problem. See *DB2 Messages and Codes* (or the corresponding manual of the DB2 version you have installed) for an explanation of the reason code. If the problem persists, contact IBM support.

FPEV0566E	<V1> DB2 REPORTED AN UNEXPECTED CONDITION (RS <V2>). CURRENT HISTORY SNAPSHOT DOES NOT CONTAIN ALL DATA FOR THIS DB2
------------------	---

Explanation

The History Manager requested data from DB2, and DB2 itself detected an unexpected condition within DB2. If data has been returned by DB2, it is saved to the History data set or History data space, but it does not contain all requested data.

- <V1> is the DB2 subsystem ID.
- <V2> is the DB2 IFI reason code.

User response

Check the status of the DB2 subsystem and correct the DB2 problem. Refer to *DB2 Messages and Codes* (or the corresponding manual of the DB2 version you have installed) for an explanation of the reason code. If the problem persists, contact IBM support.

FPEV0567W	<V1> DB2 MEMBER <V2> REPORTED IFI ERROR (RC <V3>, RS <V4>). CURRENT HISTORY SNAPSHOT DOES NOT CONTAIN ALL DATA FOR THIS MEMBER
------------------	---

Explanation

The History Manager requested group scope data from DB2 and detected an IFI return code. The data is saved to the History data set or History data space, but it does not contain data for all group members.

- <V1> is the DB2 subsystem ID.
- <V2> is the DB2 member in this group reporting the problem.
- <V3> is the DB2 IFI return code.
- <V4> is the DB2 IFI reason code.

User response

Check the status of the DB2 group member <V2> in this group and correct the DB2 problem. See *DB2 Messages and Codes* (or the corresponding manual of the DB2 version you have installed) for an explanation of the return and reason codes. If the problem persists, contact IBM support.

FPEV0568W <V1> DB2 MEMBER <V2>
REPORTED INACTIVE MONITOR TRACE. CURRENT HISTORY SNAPSHOT DOES NOT CONTAIN DATA FOR THIS MEMBER. ISSUE "START TRACE(MON)" COMMAND

Explanation

The History Manager requested group scope data from DB2 and detected that Monitor trace is not active at group member <V2>. An active Monitor trace is necessary to receive performance data for history. No data for this member was saved to the History data set or History data space.

- <V1> is the DB2 subsystem ID.
- <V2> is the DB2 member in this group reporting the problem.

User response

Issue the DB2 Command **START TRACE(MON)** manually on member <V2>. If the problem persists stop the traces on the member and restart the Monitor trace. If the problem persists, contact IBM support.

FPEV0570I <V1> SIZE OF HISTORY DATA SET
HAS BEEN CHANGED. OLD DATA SET IS ARCHIVED. PLEASE WAIT

Explanation

The server detected that the specified size for the history data set does not match the size of the allocated data set. The size might have been changed in the server parameters, using the Configuration Tool (formerly ICAT). The history data set is archived and a new data set with the new size allocated.

- <V1> is the DB2 subsystem ID.

User response

None.

FPEV0571I <V1> OLD HISTORY DATA SET
<V2> SUCCESSFULLY ARCHIVED

Explanation

The old history data set was successfully archived and a new one was created.

- <V1> is the DB2 subsystem ID.
- <V2> is the name of the archived data set.

User response

If you are asked by IBM support to keep the archived data set for further problem analysis, use the REPRO command of the IDCAMS utility to save the data set.

FPEV0572E <V1> ARCHIVING OF OLD
HISTORY DATASET FAILED. SEE JOB LOG FOR DETAILS

Explanation

The old history data set could not be archived.

- <V1> is the DB2 subsystem ID.

User response

Refer to SYSPRINT of the OMEGAMON Collector started task for more details and try to solve the problem. Restart the OMEGAMON Collector.

FPEV0573I <V1> INCONSISTENCY FOUND IN
SNAPSHOT HISTORY DATASET. REASON <V2>

Explanation

When an existing Snapshot History data set is loaded during initialization of the snapshot history monitoring function, the snapshots are checked for consistency and integrity. The check failed with reason code <V2>. Possible reason codes are:

- 20** Maximum record length exceeded.
- 24** Invalid product section offset.
- 28** Product section not contained in record.
- 32** Product section exceeds end of record.
- 36** Invalid product section length.
- 40** Invalid type.
- 44** Invalid data.
- 48** Unsupported Db2 release.

- <V1> is the Db2 subsystem ID.
- <V2> is the reason code.

User response

If this message persists, terse the archive data set, open a PMR, and contact IBM Software Support for further assistance. Message FPEV0571I will provide the name of the archive data set.

FPEV0574I **<V1> SNAPSHOT HISTORY DATASET CANNOT BE USED. IT IS ARCHIVED. PLEASE WAIT.**

Explanation

Loading of an existing Snapshot History data set failed during initialization of the snapshot history manager. The data set cannot be used as current Snapshot History data set. The data set is being archived.

- <V1> is the DB2 subsystem ID.

User response

If the error recurs, trace the problem using the Data Server trace (tracelevel=128) and contact IBM support. Keep the archived Snapshot History data set for further analysis by IBM support.

FPEV0600I **<V1> CPU PARALLELISM DATA COLLECTION STARTED**

Explanation

- <V1> is the DB2 subsystem ID.

User response

None.

FPEV0601I **<V1> CPU PARALLELISM DATA COLLECTION STOPPED**

Explanation

- <V1> is the DB2 subsystem ID.

User response

None.

FPEV0608E **<V1> CPU PARALLELISM DATA COLLECTION - NO STORAGE AVAILABLE**

Explanation

The storage size that is allocated to store monitoring data of the child thread exceeded.

Default value: 20 MB
 Minimum value: 5 MB
 Maximum value 50 MB

New incoming monitoring data is discarded. The processing of existing monitoring data continues.

- <V1> is the DB2 subsystem ID.

User response

Specify a value between 5 and 50 for the configuration parameter CPDATASIZE and restart the CPU parallelism data collection.

FPEV0610I **<V1> USER AUTHORIZATION TASK STARTED**

Explanation

None.

- <V1> is the DB2 subsystem ID.

User response

None.

FPEV0611I **<V1> USER AUTHORIZATION TASK ENDED**

Explanation

None.

- <V1> is the DB2 subsystem ID.

User response

None.

FPEV0612E **<V1> USER AUTHORIZATION TASK DID NOT RESPOND TO TERMINATION REQUEST**

Explanation

When the Data Server was stopped, the user authorization task did not end correctly.

- <V1> is the DB2 subsystem ID.

User response

None.

FPEV0613I **<V1> USER AUTHORIZATION EXIT INITIALIZATION PHASE TERMINATED WITH RC <V2>**

Explanation

The user authorization exit was terminated during its initialization phase because it returned a nonzero return code.

- <V1> is the DB2 subsystem ID.
- <V2> is the return code passed by the authorization exit.

User response

Check the user authorization exit and restart the Data Server.

FPEV0614I **<V1> UNRECOVERABLE ERROR IN USER AUTHORIZATION EXIT. STANDARD OMEGAMON XE DB2 PE AUTHORIZATION IS USED.**

Explanation

The user authorization exit was terminated during its decide phase because it returned a return code other than 0 or 4. Standard Performance Expert authorization is used for further requests.

- <V1> is the DB2 subsystem ID.

User response

Check the user authorization exit and restart the Data Server.

FPEV0629I **<V1> CPU PARALLELISM DATA COLLECTION DID NOT START YET. THE COMMAND IS IGNORED.**

Explanation

A **MODIFY** command is used to stop the CPU parallelism data collection, however, the CPU parallelism data collection already stopped.

<V1> is the DB2 subsystem ID.

System action:

None.

User response:

None.

FPEV0630I **<V1> CPU PARALLELISM DATA COLLECTION IS ACTIVE. THE COMMAND IS IGNORED.**

Explanation

A **MODIFY** command is used to start the CPU parallelism data collection, however, the CPU parallelism data collection is already active.

<V1> is the DB2 subsystem ID.

System action:

None.

User response:

None.

FPEV0631I **<V1> RESTART CPU PARALLELISM DATA COLLECTION FOR NEW DATA SPACE SIZE TO TAKE EFFECT.**

Explanation

A **MODIFY** command is used to change the size of the data space that is used to store monitoring data of child threads.

<V1> is the DB2 subsystem ID.

System action:

The size of the data space is not changed immediately. The next time the CPU parallelism data collection is started or restarted, the new size is used.

User response:

Restart the CPU parallelism data collection.

FPEV0632E **<V1> CPU PARALLELISM DATA COLLECTION ERROR. RC=<V2>, REASON=<V3>**

Explanation

An error occurred when collecting CPU parallelism data.

- <V1> is the DB2 subsystem ID.
- <V2> is the return code of the component where the error occurred.
- <V3> is the reason code that is associated with the error situation.

System action:

None.

User response:

If the error recurs, trace the problem by using the data server trace (tracelevel=1) and contact IBM support.

FPEV0633I **<V1> CPMON = <V2>**

Explanation

- <V1> is the DB2 subsystem ID.
- <V2> is the current setting of the CPMON configuration parameter.

System action:

None.

User response:

None.

FPEV0634I **<V1> CPDATASIZE = <V2>**

Explanation

- <V1> is the DB2 subsystem ID.
- <V2> is the current setting of the CPDATASIZE configuration parameter.

System action:

None.

User response:

None.

**FPEV0701S GETMAIN FAILURE FOR <V1>. RC
 <V2>**

Explanation

There was insufficient storage available.

- <V1> is the area being obtained.
- <V2> is the return code.

User response

Increase the region size and restart the OMEGAMON Collector.

**FPEV0818S <V1> INVALID REQUEST TYPE
 <V2> IN RQE RECEIVED.
 COMPONENT <V3>**

Explanation

The Data Server DB2 interface component has received an invalid request.

- <V1> is the DB2 subsystem ID.
- <V2> is the request type that was found not valid.
- <V3> is an internal identifier that is used by IBM for maintenance purposes.

User response

Restart the client. If the error recurs, contact IBM support.

**FPEV0819S <V1> <V2> NO RH PASSED TO
 COMPONENT <V3>**

Explanation

The Data Server DB2 interface component has received a invalid request header.

- <V1> is the DB2 subsystem ID.
- <V2> is the number of the session manager.
- <V3> is an internal identifier that is used by IBM for maintenance purposes.

User response

Restart the client. If the error recurs, contact IBM support.

**FPEV0820I (<V1>) <V2> <V3> CONTROL FLOW
 <V4> <V5> <V6>**

Explanation

This is an internal trace message from the Data Server APPC host server.

- <V1> is the time when this message was written.
- <V2> is the DB2 subsystem ID.
- <V3> is the number of the session manager.
- <V4> is the trace text.
- <V5> is an internal variable of the Data Server.
- <V6> is an internal variable of the Data Server.

User response

None.

**FPEV0821I <V1> <V2> BUFFER CONTENT
 <V3>-<V4>-<V5>-<V6>**

Explanation

This is an internal trace message from the Data Server APPC host server.

- <V1> is the DB2 subsystem ID.
- <V2> is the number of the session manager.
- <V3> is an excerpt of main storage that was traced.
- <V4> is an excerpt of main storage that was traced.
- <V5> is an excerpt of main storage that was traced.
- <V6> is an excerpt of main storage that was traced.

User response

None.

**FPEV0850I <V1> DATA SERVER MAIN TASK
 STARTED**

Explanation

None.

- <V1> is the DB2 subsystem ID.

User response

None.

**FPEV0851I <V1> DATA SERVER MAIN TASK
 ENDED**

Explanation

None.

- <V1> is the DB2 subsystem ID.

User response

None.

FPEV0852S <V1> DATA SERVER MAIN TASK
ENDED DUE TO ERROR

Explanation

None.

- <V1> is the DB2 subsystem ID.

User response

Check the log for preceding messages or abend codes. If the problem cannot be corrected and recurs, contact IBM support.

FPEV0853I (<V1>) <V2> <V3> CONTROL FLOW
<V4> <V5> <V6>

Explanation

This is an internal trace message from the Data Server APPC host server.

- <V1> is the time when this message was written.
- <V2> is the DB2 subsystem ID.
- <V3> shows the last four characters of the module name.
- <V4> is the trace text.
- <V5> is an internal variable of the Data Server.
- <V6> is an internal variable of the Data Server.

User response

None.

FPEV0854I <V1> <V2>-<V3>-<V4>-<V5> |
<V6>|

Explanation

This is an internal trace message from the Data Server.

- <V1> is the DB2 subsystem ID.
- <V2> is an excerpt of main storage that was traced.
- <V3> is an excerpt of main storage that was traced.
- <V4> is an excerpt of main storage that was traced.
- <V5> is an excerpt of main storage that was traced.
- <V6> is an excerpt of main storage that was traced.

User response

None.

FPEV0881E <V1> KEYWORD <V2> WAS
SPECIFIED MORE THAN ONCE

Explanation

The Data Server startup parameter <V2> was specified more than once, but is allowed only once.

- <V1> is the DB2 subsystem ID.
- <V2> is the startup parameter, that was specified more than once.

User response

Ensure that keyword <V2> is specified only once in the Data Server parmlib RKD2PAR.

FPEV1104S <V1> INTERNAL ERROR IN
AUTHORIZATION TASK. NUMBER
<V2>, CODE <V3>

Explanation

An internal error has occurred.

- <V1> is the DB2 subsystem ID.
- <V2> is an internal error number that identifies the error.
- <V3> is an internal error code that identifies the error.

User response

Stop and restart the Data Server using the MODIFY command. If the problem recurs, contact IBM support.

FPEV1130I (<V1>) <V2> <V3> CONTROL FLOW
<V4> <V5> <V6>

Explanation

This is an internal trace message from the authorized address space.

- <V1> is the time when this message was written.
- <V2> is the DB2 subsystem ID.
- <V3> is the user ID.
- <V4> is a variable trace text.
- <V5> is an internal variable of the Data Server.
- <V6> is an internal variable of the Data Server.

User response

None.

FPEV1131I <V1> <V2>-<V3>-<V4>-<V5> |
<V6>|

Explanation

This is an internal trace message from the authorized address space.

- <V1> is the DB2 subsystem ID.
- <V2> is an excerpt of main storage that was traced.
- <V3> is an excerpt of main storage that was traced.
- <V4> is an excerpt of main storage that was traced.
- <V5> is an excerpt of main storage that was traced.
- <V6> is an excerpt of main storage that was traced.

User response

None.

FPEV1132I <V1> USER AUTHORIZATION
MAIN TASK STARTED

Explanation

None.

- <V1> is the DB2 subsystem ID.

User response

None.

FPEV1133I <V1> USER AUTHORIZATION
MAIN TASK ENDED

Explanation

None.

- <V1> is the DB2 subsystem ID.

User response

None.

FPEV1134S <V1> USER AUTHORIZATION
MAIN TASK ENDED DUE TO ERROR

Explanation

None.

- <V1> is the DB2 subsystem ID.

User response

Check the log for preceding messages or abend codes. If the problem cannot be corrected and recurs, contact IBM support.

FPEV1135I <V1> - AUTHORIZATION ADDRESS
SPACE TRACE=<V2>

Explanation

This message is displayed in response to a DISPLAY command.

- <V1> is the DB2 subsystem ID.
- <V2> is:

OFF

The authorized address space trace is inactive.

ON

The authorized address space trace is active.

User response

None.

FPEV1139E <V1> AUTHORIZATION MAIN
TASK DID NOT RESPOND TO
TERMINATION REQUEST

Explanation

When the Data Server was stopped, the authorization main task did not end correctly.

- <V1> is the DB2 subsystem ID.

User response

None.

FPEV1141I <V1> AUTHORIZATION ADDRESS
SPACE INFORMATION - BEGIN

Explanation

This message is displayed in response to a DISPLAY command.

- <V1> is the DB2 subsystem ID.

User response

None.

FPEV1142I <V1> AUTHORIZATION ADDRESS
SPACE INFORMATION - END

Explanation

This message is displayed in response to a DISPLAY command.

- <V1> is the DB2 subsystem ID.

User response

None.

FPEV1144I <V1> <V2> <V3>

Explanation

This message is displayed in response to a DISPLAY command.

- <V1> is the DB2 subsystem ID.
- <V2> is the user ID of an active user.
- <V3> is the group ID of an active user.

User response

None.

FPEV1145I <V1> USER-ID GROUP-ID

Explanation

This message is displayed in response to a DISPLAY command.

- <V1> is the DB2 subsystem ID.

User response

None.

FPEV1146I (<V1>) <V2> <V3> CONTROL FLOW
<V4> <V5> <V6>

Explanation

This is an internal trace message from the application services.

- <V1> is the time when this message was written.
- <V2> is the DB2 subsystem ID.
- <V3> is the user ID.
- <V4> is a variable trace text.
- <V5> is an internal variable of the Data Server.
- <V6> is an internal variable of the Data Server.

User response

None.

FPEV1147I <V1> <V2>-<V3>-<V4>-<V5> |
<V6>|

Explanation

This is an internal trace message from the application services.

- <V1> is the DB2 subsystem ID.
- <V2> is an excerpt of main storage that was traced.
- <V3> is an excerpt of main storage that was traced.
- <V4> is an excerpt of main storage that was traced.
- <V5> is an excerpt of main storage that was traced.
- <V6> is an excerpt of main storage that was traced.

User response

None.

FPEV1148I <V1> - APPLICATION SERVICES
TRACE=<V2>

Explanation

This message is displayed in response to a DISPLAY command.

- <V1> is the DB2 subsystem ID.
- <V2> is:

OFF

The application services trace is inactive.

ON

The application services trace is active.

User response

None.

FPEV1152I <V1> STORAGE MAP FOR USER
'<V2>', GROUP '<V3>'

Explanation

This is the first portion of a message, which is displayed in response to the DISPLAY=(STORAGEMAP) command. It is always followed by message FPEV1153I, which represents the second portion.

- <V1> is the DB2 subsystem ID.
- <V2> is the user ID.
- <V3> is the group ID.

User response

None.

FPEV1155I <V1> - STORE-ID BUFFER1
BUFFER2 TOTAL

Explanation

This message is displayed in response to the DISPLAY=(STORAGEMAP) command. This message is the table header for message FPEV1156I.

- <V1> is the DB2 subsystem ID.
- The STORE-ID column denotes the snapshot store ID. Snapshot stores can be defined by Data Server processes or by using C-API verbs for snapshot stores.
- The BUFFER1 column denotes the virtual storage size of snapshot store BUFFER1.
- The BUFFER2 column denotes the virtual storage size of snapshot store BUFFER2.
- The TOTAL column denotes the total virtual buffer size of snapshot store BUFFER1 and snapshot store BUFFER2.

User response

None.

FPEV1156I <V1> <V2> <V3> <V4> <V5>

Explanation

This message is displayed in response to the DISPLAY=(STORAGEMAP) command. It follows the table header description of message FPEV1155I.

- <V1> is the DB2 subsystem ID.
- <V2> is the snapshot store ID.
- <V3> is the virtual storage size of BUFFER1.
- <V4> is the virtual storage size of BUFFER2.
- <V5> is the total virtual storage size of BUFFER1 and BUFFER2.

User response

None.

FPEV1158I <V1> TOTAL FOR AUTHORIZED ADDRESS SPACE = <V2> BYTES

Explanation

This message is displayed in response to the DISPLAY=(STORAGEMAP) command.

- <V1> is the DB2 subsystem ID.
- <V2> is the total virtual storage size of the user data and the snapshot stores for all users.

User response

None.

FPEV1162S <V1> ENQUEUEING REQUEST TO INTERNAL THREAD FAILED.

Explanation

The internal inter-process communication inside the OMEGAMON Collector failed.

- <V1> is the DB2 subsystem ID.

User response

Contact IBM support.

FPEV1163I DBS2 USER CROSBRR DOES NOT HAVE REQUIRED MONITOR 1/2 PRIVILEGE (RC 8, REASON 15075364).

Explanation

Authorization is missing for the indicated user ID:

User response

None. For further information about return and reason codes, see *DB2 Messages and Codes*.

FPEV1200I <V1> APPLICATION SERVICES MAIN TASK STARTED

Explanation

None.

- <V1> is the DB2 subsystem ID.

User response

None.

FPEV1201I <V1> APPLICATION SERVICES MAIN TASK ENDED

Explanation

None.

- <V1> is the DB2 subsystem ID.

User response

None.

FPEV1202S <V1> APPLICATION SERVICES MAIN TASK ENDED DUE TO ERROR

Explanation

None.

- <V1> is the DB2 subsystem ID.

User response

Check the log for preceding messages or abend codes. If the problem cannot be corrected and recurs, contact IBM support.

FPEV1203S **<V1> APPLICATION SERVICES
MAIN TASK ENDED DUE TO BIND
ERROR**

Explanation

The Data Server could not start because the bind job OMBD <V1> did not run successfully.

- <V1> is the DB2 subsystem ID.

User response

Resubmit the bind job in member RKD2SAM(OMBD<V1>), then restart the Data Server. For more information, refer to *Installation and Configuration*.

FPEV1204S **<V1> APPLICATION SERVICES
MAIN TASK ENDED DUE TO
RESOURCE ERROR**

Explanation

The indicated DB2 subsystem is not or is incorrectly defined in the Configuration Tool (formerly ICAT). All DB2 subsystems that you want to monitor must be defined in the Configuration Tool.

- <V1> is the DB2 subsystem ID.

User response

- Verify whether the indicated DB2 subsystem is defined in startup data set member RKD2PAR (OMPENSTR).
- Check the PE Server subtask log for FPEV1339I messages. Each DB2 subsystem should report a unique TCP/IP port number in the messages. If required, use the Configuration Tool to redefine the port numbers.
- Ensure that Grants and Binds in RKD2PAR are run for all DB2 subsystems. Ensure that the DB2PM database has the appropriate authority.

FPEV1205S **<V1> APPLICATION SERVICES
MAIN TASK ENDED DUE TO DB2
RETURN CODE <V2>**

FPEV1206W **<V1> APPLICATION SERVICES
- WAITING FOR DB2
INITIALIZATION**

Explanation

None.

- <V1> is the DB2 subsystem ID.

User response

None.

FPEV1210E **<V1> APPLICATION SERVICES -
RRSAF ERROR WHEN ATTEMPTED
TO CONNECT TO DB2. RC <V2>,
REASON <V3>**

Explanation

None.

- <V1> is the DB2 subsystem ID.
- <V2> is the Resource Recovery Services Attachment Facility (RRSAF) return code.
- <V3> is the RRSAF reason code.

User response

None.

FPEV1211I **<V1> APPLICATION SERVICES -
RRSAF ERROR WHEN ATTEMPTED
TO DISCONNECT FROM DB2. RC
<V2>, REASON <V3>**

Explanation

None.

- <V1> is the DB2 subsystem ID.
- <V2> is the Resource Recovery Services Attachment Facility (RRSAF) return code.
- <V3> is the RRSAF reason code.

User response

None.

FPEV1300I **<V1> - TCP/IP TRACE=<V2>**

Explanation

This message is displayed in response to a DISPLAY command.

- <V1> is the DB2 subsystem ID.
- <V2> is:

OFF

The TCP/IP trace is inactive.

ON

The TCP/IP trace is active.

User response

None.

FPEV1301I <V1> TCP/IP=<V2>

Explanation

This message is displayed in response to a DISPLAY command.

- <V1> is the DB2 subsystem ID.
- <V2> is:

YES

TCP/IP is active.

NO

TCP/IP is inactive.

User response

None.

FPEV1304I <V1> - IP ADDRESS OF SERVER
INSTANCE=<V2>.<V3>.<V4>.<V5>

Explanation

This message is displayed in response to a DISPLAY command.

- <V1> is the DB2 subsystem ID.
- <V2> is the IP address of the host TCP/IP server as specified in the startup parameter data set by the IPADDRESS keyword.

User response

None.

FPEV1305E <V1> PORT NUMBER FOR TCP/IP
SERVER NOT SPECIFIED VIA®
'PORT='

Explanation

TCPIP=YES was specified in the startup parameter data set, but a port number was not specified.

- <V1> is the DB2 subsystem ID.

User response

Specify a port number using the PORT keyword and restart the Data Server.

FPEV1306E <V1> TCP/IP MAIN TASK DID
NOT RESPOND TO TERMINATION
REQUEST

Explanation

When the Data Server was stopped, the TCP/IP server main task did not end correctly.

- <V1> is the DB2 subsystem ID.

User response

None.

FPEV1307I <V1> TCP/IP MAIN SERVER TASK
STARTED

Explanation

None.

- <V1> is the DB2 subsystem ID.

User response

None.

FPEV1308I <V1> TCP/IP MAIN SERVER TASK
ENDED

Explanation

None.

- <V1> is the DB2 subsystem ID.

User response

None.

FPEV1309S <V1> TCP/IP MAIN SERVER TASK
ENDED DUE TO ERROR

Explanation

None.

- <V1> is the DB2 subsystem ID.

User response

Check the log for preceding messages or abend codes. If the problem cannot be corrected and recurs, contact IBM support.

FPEV1311I <V1> - TCPNAME=<V2>

Explanation

This message is displayed in response to a DISPLAY command.

- <V1> is the DB2 subsystem ID.

- <V2> is the TCP/IP address space name that was specified by means of the Configuration Tool (formerly ICAT).

User response

None.

FPEV1312E **<V1> <V2> TCP/IP FUNCTION CALL <V3> FAILED. ERRNO=<V4>**

Explanation

The TCP/IP function call failed. See the *z/OS Communications Server IP Application Programming Interface Guide* for a detailed description of the ERRNO.

- <V1> is the DB2 subsystem ID.
- <V2> is the TCP/IP session manager ID.
- <V3> is the TCP/IP function call as described in the *z/OS Communications Server IP Application Programming Interface Guide*.
- <V4> is the error number of the TCP/IP function call in error.

User response

Analyze ERRNO and take appropriate action.

FPEV1313I **(<V1>) <V2> <V3> <V4> CONTROL FLOW <V5> <V6> <V7>**

Explanation

This is an internal trace message from the TCP/IP server.

- <V1> is the time when this message was written.
- <V2> is the DB2 subsystem ID.
- <V3> is the TCP/IP session manager ID.
- <V4> is the user ID.
- <V5> is a variable trace text.
- <V6> is an internal variable of the Data Server.
- <V7> is an internal variable of the Data Server.

User response

None.

FPEV1314I **<V1> <V2> <V3>-<V4>-<V5>-<V6> |<V7>|**

Explanation

This is an internal trace message from the TCP/IP server.

- <V1> is the DB2 subsystem ID.
- <V2> is a TCP/IP session manager ID.
- <V3> is an excerpt of main storage that was traced.
- <V4> is an excerpt of main storage that was traced.
- <V5> is an excerpt of main storage that was traced.
- <V6> is an excerpt of main storage that was traced.
- <V7> is an excerpt of main storage that was traced.

User response

None.

FPEV1315I **<V1> NUMBER OF PARALLEL SESSIONS EXCEEDS SPECIFIED MAXIMUM**

Explanation

A CONNECT request was rejected because the maximum number of TCP/IP connections was exceeded.

- <V1> is the DB2 subsystem ID.

User response

Try again later, or increase the size of the MAXSESSION parameter using the Configuration Tool (formerly ICAT), and restart the Data Server. See the *Installation and Configuration*

FPEV1316I **<V1> TCP/IP SESSION MANAGER TASK DID NOT RESPOND TO TERMINATION REQUEST**

Explanation

When the Data Server was stopped, the session manager task did not end correctly.

- <V1> is the DB2 subsystem ID.

User response

None.

FPEV1317I **<V1> TCP/IP SESSION MANAGER TASK <V2> STARTED**

Explanation

None.

- <V1> is the DB2 subsystem ID.
- <V2> is the number of the TCP/IP session manager.

User response

None.

FPEV1318I <V1> TCP/IP SESSION MANAGER
TASK <V2> ENDED

Explanation

None.

- <V1> is the DB2 subsystem ID.
- <V2> is the number of the TCP/IP session manager.

User response

None.

FPEV1319S <V1> TCP/IP SESSION MANAGER
TASK ENDED DUE TO ERROR

Explanation

None.

- <V1> is the DB2 subsystem ID.

User response

Check the log for preceding messages or abend codes. If the problem cannot be corrected and recurs, contact IBM support.

FPEV1320S <V1> <V2> TCP/IP SESSION
MANAGER RECEIVED INVALID
REQUEST FROM IP ADDRESS <V3>
PORT <V4>

Explanation

An invalid request was received by the Data Server TCP/IP session manager. The session is deallocated.

- <V1> is the DB2 subsystem ID.
- <V2> is the number of the TCP/IP session manager.
- <V3> is the IP address of the originator sending the invalid request.
- <V4> is the port number of the originator sending the invalid request.

User response

If the IP address originates from a PE client, restart the client. If the IP address does not originate from a PE client, identify the application in the network which is erroneously trying to connect to the Data Server port and correct the configuration of this application. If the error recurs, trace the problem using the TCP/IP trace function and contact IBM support.

FPEV1321S <V1> <V2> TCP/IP PROTOCOL
VIOLATION. CHANNEL ALREADY
IN USE

Explanation

A duplicate request was received by the Data Server TCP/IP host server. The request is rejected.

- <V1> is the DB2 subsystem ID.
- <V2> is the number of the TCP/IP session manager.

User response

Restart the client. If the error recurs, trace the problem using the TCP/IP trace and contact IBM support.

FPEV1322S <V1> <V2> INVALID CHANNEL
<V3> RECEIVED

Explanation

A not valid channel number was passed to the TCP/IP server. The request is rejected.

- <V1> is the DB2 subsystem ID.
- <V2> is the number of the TCP/IP session manager.
- <V3> is the invalid channel number.

User response

Restart the client. If the error recurs, trace the problem using the TCP/IP trace and contact IBM support.

FPEV1329I <V1> TCP/IP NOT STARTED.
SERVER INSTANCE ATTEMPTS
TO ESTABLISH A TCP/IP
CONNECTION EVERY MINUTE

Explanation

The Data Server TCP/IP server tries to connect to the TCP/IP interface once every minute until TCP/IP is started. This message is displayed each time an attempt to establish a TCP/IP connection has failed.

- <V1> is the DB2 subsystem ID.

User response

Start TCP/IP.

FPEV1330I <V1> SERVER TCP/IP SERVER HAS
SUCCESSFULLY STARTED

Explanation

This message is displayed when the Data Server TCP/IP server was able to successfully establish a TCP/IP connection.

- <V1> is the DB2 subsystem ID.

User response

None.

FPEV1331E <V1> <V2> TCP/IP REPORTS
THE UNSOLICITED EVENT <V3>.
TCP/IP SESSION MANAGER WILL
BE TERMINATED

Explanation

The unsolicited event exit routine of the TCP/IP server was invoked by TCP/IP.

- <V1> is the DB2 subsystem ID.
- <V2> is the TCP/IP session manager ID.
- <V3> is the invocation reason code of the unsolicited event exit routine.

Examples of reason codes:

- 1 TCP/IP address space has terminated.
- 2 TCP/IP has terminated the connection to the user.

User response

See the *z/OS Communications Server IP Application Programming Interface Guide* for a detailed description of the invocation reason codes, verify the invocation reason code, and take appropriate action.

FPEV1337W <V1>OMEGAMON XE DB2 PE
TCP/IP TASK FAILED. PORT IN
USE

Explanation

You have specified a port number for a Performance Expert TCP/IP server that is already in use by a different program. See the startup parameter PORT for the used TCP/IP port.

- <V1> is the DB2 subsystem ID.

User response

Set the TCP/IP port number to a different value or stop the program using this port. Then restart the Data Server using the MODIFY command.

FPEV1339I <V1> TCPIP PORT <V2>

Explanation

This message is displayed in response to a DISPLAY command.

- <V1> is the DB2 subsystem ID.
- <V2> is the port number as specified in the startup parameter data set by the PORT keyword.

User response

None.

FPEV1339W **PROTOCOL VIOLATION DETECTED.**
PLEASE INSTALL LATEST LEVEL
OF PE WORKSTATION CLIENT.

Explanation

Communication between the Data Server and Performance Expert Clients via TCP/IP is becoming increasingly inefficient and is likely to discontinue.

User response

The Performance Expert Client users must update their Clients to the latest maintenance level.

FPEV1340W **TCP/IP PROTOCOL VIOLATION**
DETECTED.

Explanation

An error occurred in the TCP/IP communication either between the OMEGAMON Collector and the OMEGAMON XE for DB2 PE Client or the OMEGAMON Collector. This error might have occurred because another application is using the TCP/IP port number that is used by the OMEGAMON Collector PE Server subtask.

User response

Check whether the TCP/IP port is used by another application. Make sure that your PE Client is at least at level 1317. If the problem persists, contact IBM support.

FPEV1342I **MSTR EXCLUDEDDB2SSID=(<V1>)**

Explanation

This message is displayed during the startup of the PE Server subtask controller (MSTR) and in response to a DISPLAY command.

<V1> is the list of comma separated DB2 subsystem IDs. A listed DB2 subsystem can be excluded from being monitored because of the following reasons:

- During the configuration step, it is specified that the subsystem does not start monitoring.
- The PE Server subtask controller access to the DB2 subsystem is denied.
- The configured DB2 subsystem does not exist.
- A required parameter data set member for the DB2 subsystem does not exist.
- An error occurred during the preparation or the startup of the monitoring PE Server subtask.

User response

If the DB2 subsystem is expected to be excluded from being monitored: none.

Otherwise, see the PE Server subtask logs SYSPRINT or JESMSG LG for related error messages, correct the error, and restart the OMEGAMON Collector started task.

FPEV1456I (**<V1>**) **<V2>** **<V3>** **CONTROL FLOW**
<V4> **<V5>** **<V6>** **<V7>**

Explanation

This is an internal trace message from the Collect Report Data address space.

- <V1> is the time when this message was written.
- <V2> is the DB2 subsystem ID.
- <V3> is the user ID.
- <V4> is a variable trace text.
- <V5> is an internal variable of the Data Server.
- <V6> is an internal variable of the Data Server.
- <V7> is an internal variable of the Data Server.

User response

None.

FPEV1457I **<V1>** **<V2>** **<V3>**-**<V4>**-**<V5>**-**<V6>**
|<V7>|

Explanation

This is an internal trace message from the Collect Report Data address space.

- <V1> is the DB2 subsystem ID.
- <V2> is an excerpt of main storage that was traced.
- <V3> is an excerpt of main storage that was traced.
- <V4> is an excerpt of main storage that was traced.
- <V5> is an excerpt of main storage that was traced.
- <V6> is an excerpt of main storage that was traced.
- <V7> is an excerpt of main storage that was traced.

User response

None.

FPEV2006E **INSTALLATION IS INCOMPLETE**

Explanation

The licence FMID is not correctly installed.

User response

If errors occurred during installation, correct them and try to use the product again.

If Performance Expert, or DB2 PM, installed without errors, and you followed the recommended installation and customization procedures, and the problem persists, contact IBM support.

FPEV2100I **<V1>** **<V2>****ELAPSED PROCESSING**
TIME <V3> **SEC FOR DB2**
INTERFACE TASK EXCEEDS
THRESHOLD \varn<V4> **SEC**

Explanation

The following list shows the current settings for the processing time threshold:

- <V1> is the DB2 subsystem ID.
- <V2> is the current time stamp.
- <V3> is the actual elapsed processing time.
- <V4> is the threshold value for the elapsed processing time.

User response

The current time stamp and the actual elapsed processing time can be used to further analyze the slowdown.

FPEV2101I **<V1>** **EPTT=<F2>** **(ELAPSED**
PROCESSING TIME THRESHOLD)

Explanation

This message is preceded by message FPEV2100I or FPEV2103I. An SVC dump is initiated for the OMEGAMON Collector and the DB2 address spaces of the DB2 subsystem that is currently handling a call to the DB2 instrumentation facility interface issued by the PE Server subtask.

- <V1> is the DB2 subsystem ID.
- <V2> is the list of address space IDs.

The address space identifiers are listed in the sequence OMEGAMON Collector, DB2 MSTR, DB2 IRLM, DB2 DBM1, and DB2 DIST.

User response

Provide the OMEGAMON Collector started task job output and dump to IBM for further analysis.

FPEV2102W DB2 IFI RESPONSE TIME EXCEEDS MAX WAIT TIME BY *n* SEC

Explanation

Reports timeout conditions when PESERVER subtask processing of data retrieval requests issued by the Classic Interface exceed internal timeout value *n* seconds.

User response

Try the request again. PESERVER or Db2 Instrumentation Interface is experiencing delays. If this message occurs repeatedly, contact IBM Support.

FPEV2104I <V1> EPPT=<F2> (ELAPSED PROCESSING TIME THRESHOLD)

Explanation

The following list shows the current settings for the processing time threshold:

- <V1> is the DB2 subsystem ID.
- <F2> is the elapsed processing time threshold in seconds.

FPEV2105I <V1> TONT=<F2> (TIMEOUT NOTIFY THRESHOLD)

Explanation

The following list shows the current settings for the timeout notification threshold:

- <V1> is the DB2 subsystem ID.
- <F2> is the timeout notification threshold in seconds.

FPEV2106I <V1> DB2 MONITOR PRIVILEGE CHECK PASSED FOR USER <V2>

Explanation

If a user interface connects to a PE Server subtask, the PE Server subtask checks whether the user has DB2 MONITOR privilege. This check passed.

- <V1> is the DB2 subsystem ID.
- <V2> is the user ID.

User response:

None.

FPEV2107E <V1> DB2 MONITOR PRIVILEGE CHECK FAILED FOR USER <V2>

Explanation

If a user interface connects to a PE Server subtask, the PE Server subtask checks whether the user has DB2 MONITOR privilege. This check failed.

- <V1> is the DB2 subsystem ID.
- <V2> is the user ID.

User response:

Grant MONITOR1 or MONITOR2 privilege to the user ID.

FPEV2108E <V1> DB2 MONITOR PRIVILEGE CHECK USING RACF FAILED FOR USER <V2>

Explanation

If a user interface connects to a PE Server subtask, the PE Server subtask checks whether the user has DB2 MONITOR privilege. This check failed.

- <V1> is the DB2 subsystem ID.
- <V2> is the user ID.

System action:

The PE Server subtask does not support monitoring for the unauthorized user ID.

User response:

Grant the user ID or assigned group read access to profile MONITOR1 or MONITOR2.

FPEV2109E <V1> DB2 MONITOR PRIVILEGE CHECK USING RACF FAILED FOR USER <V2> (RACROUTE RC=<V3>, RACF RC=<V4> RS=<V5>)

Explanation

If a user interface connects to a PE Server subtask, the PE Server subtask checks whether the user has DB2 MONITOR privilege. This check failed.

The displayed return and reason codes in decimal are obtained from macro RACROUTE, which is called to process the privilege check.

- <V1> is the DB2 subsystem ID.
- <V2> is the user ID.
- <V3> is the RACROUTE return code.
- <V4> is the RACF return code.
- <V5> is the RACF reason code.

System action:

The PE Server subtask does not support monitoring for the specified user ID.

User response:

For return and reason codes refer to *z/OS Security Server RACF Macros and Interfaces*.

FPEV2702I **<V1> DB2 MESSAGES COLLECTOR STARTED.**

Explanation

- <V1> is the DB2 subsystem ID.

User response

None.

FPEV2703I **<V1> DB2 MESSAGES COLLECTOR STOPPED.**

Explanation

- <V1> is the DB2 subsystem ID.

User response

None.

FPEV2704S **<V1> READA COLLECTOR SUPPORT TASK ENDED DUE TO ERROR.**

Explanation

- <V1> is the DB2 subsystem ID.

User response

Check the log for preceding messages or abend codes. If the problem persists, contact IBM support.

FPEV2705E **<V1> READA COLLECTOR SUPPORT TASK DID NOT RESPOND TO TERMINATION REQUEST**

Explanation

When the PE Server subtask is stopped, it requests the READA collector to terminate. However, the READA collector does not respond to the termination request.

- <V1> is the DB2 subsystem ID.

User response

None.

FPEV2706S **<V1> READA COLLECTOR SUPPORT TASK RECEIVED INVALID REQUEST TYPE <V2> IN RQE**

Explanation

The request that is sent to the PE Server subtask interface component is incorrect.

- <V1> is the DB2 subsystem ID.
- <V2> is the incorrect request type.

User response

If the error recurs, trace the problem by using the Data Server trace (tracelevel=128) and contact IBM support.

FPEV2708I **<V1> READA COLLECTOR SUPPORT TASK - WAITING FOR DB2 INITIALIZATION.**

Explanation

The initialization of DB2 is not yet completed.

- <V1> is the DB2 subsystem ID.

User response

None.

FPEV2709I **<V1> READA COLLECTOR SUPPORT TASK - DB2 COMMAND OUTPUT BEGINS.**

Explanation

The READA collector support task issues DB2 commands to start, stop, or restart the necessary DB2 traces. If DB2 returns information messages, they are displayed between the messages FPEV2709I and FPEV2710I.

- <V1> is the DB2 subsystem ID.

User response

None.

FPEV2710I **<V1> READA COLLECTOR SUPPORT TASK - DB2 COMMAND OUTPUT ENDS.**

Explanation

The READA collector support task issues DB2 commands to start, stop, or restart the necessary DB2 traces. If DB2 returns information messages, they are displayed between the messages FPEV2709I and FPEV2710I.

- <V1> is the DB2 subsystem ID.

User response

None.

FPEV2712I <V1> READA COLLECTOR
SUPPORT TASK - READA
COMMAND OUTPUT BEGINS.

Explanation

The READA collector support task issues READA commands to retrieve performance data from DB2. If DB2 returns information messages, they are displayed between the messages FPEV2712I and FPEV2713I.

- <V1> is the DB2 subsystem ID.

User response

None.

FPEV2713I <V1> READA COLLECTOR
SUPPORT TASK - READA
COMMAND OUTPUT ENDS.

Explanation

The READA collector support task issues READA commands to retrieve performance data from DB2. If DB2 returns information messages, they are displayed between the messages FPEV2712I and FPEV2713I.

- <V1> is the DB2 subsystem ID.

User response

None.

FPEV2714E <V1> READA COLLECTOR
SUPPORT TASK - IFI ERROR ON
READA CALL. RC <V2>, REASON
<V3>

Explanation

- <V1> is the DB2 subsystem ID.
- <V2> is the IFI return code.
- <V3> is the IFI reason code.

User response

For an explanation of the return codes and the reason codes, see *DB2 Messages and Codes* or the corresponding manual of the DB2 version that you are using.

FPEV2715I <V1>READA COLLECTOR
SUPPORT TASK - DB2 TRACE LOST

Explanation

The OP buffer that is assigned to the READA collector is lost. The trace that is started by the READA collector might be stopped manually by using an operator command. The READA collector support task stopped.

- <V1> is the DB2 subsystem ID.

User response

If the READA collector support task is not stopped intentionally, restart it by using MVS operator commands.

FPEV2716W <V1> DB2 MESSAGES COLLECTOR
IS NOT STARTED. THE COMMAND
IGNORED

Explanation

A MODIFY command is used to stop the DB2 messages collector, however, this collector is already stopped.

- <V1> is the DB2 subsystem ID.

User response

None.

FPEV2717W <V1> DB2 MESSAGES COLLECTOR
IS ACTIVE. THE COMMAND IS
IGNORED.

Explanation

A MODIFY command is used to start the DB2 messages collector, however, this collector is already active.

- <V1> is the DB2 subsystem ID.

User response

None.

FPEV2718E <V1> DB2 MESSAGES COLLECTOR
IS NOT SUPPORTED FOR THIS DB2
VERSION.

Explanation

A MODIFY command is used to start or stop the DB2 messages collector for a DB2 subsystem version that is not supported. The DB2 messages collector is supported for DB2 Version 9 or later.

- <V1> is the DB2 subsystem ID.

User response

None.

FPEV2719E	<V1> READA COLLECTOR SUPPORT TASK - RRSF ERROR WHEN ATTEMPTED TO CONNECT TO DB2. RC <V2>, REASON <V3>
------------------	--

Explanation

- <V1> is the DB2 subsystem ID.
- <V2> is the IFI return code.
- <V3> is the IFI reason code.

User response

For an explanation of the return codes and the reason codes, see *DB2 Messages and Codes* or the corresponding manual of the DB2 version that you are using.

FPEV2720I	<V1> STORED PROCEDURE COLLECTOR STARTED.
------------------	---

Explanation

<V1> is the DB2 subsystem ID.

User response

None.

FPEV2721I	<V1> STORED PROCEDURE COLLECTOR STOPPED.
------------------	---

Explanation

<V1> is the DB2 subsystem ID.

User response

None.

FPEV2722E	<V1> STORED PROCEDURE COLLECTOR IS NOT SUPPORTED FOR THIS DB2 VERSION.
------------------	---

Explanation

<V1> is the DB2 subsystem ID.

A MODIFY command is used to start or to stop the stored procedure collector for a DB2 subsystem version that is not supported. The stored procedure collector is only supported for DB2 10 or later.

User response

None.

FPEV2723W	<V1> STORED PROCEDURE COLLECTOR NOT STARTED. THE COMMAND IS IGNORED.
------------------	---

Explanation

A MODIFY command is used to stop the stored procedure collector, however, the stored procedure collector is already stopped.

<V1> is the DB2 subsystem ID.

User response

None.

FPEV2724W	<V1> STORED PROCEDURE COLLECTOR IS ACTIVE. THE COMMAND IS IGNORED.
------------------	---

Explanation

A MODIFY command is used to start the stored procedure collector, however, the stored procedure collector is already active.

<V1> is the DB2 subsystem ID.

User response

None.

FPEV2725E	<V1> READA COLLECTOR SUPPORT TASK - OP BUFFER RELATED ERROR. RC <V2>, REASON <V3>
------------------	--

Explanation

- <V1> is the DB2 subsystem ID.
- <V2> is the return code of the component where the error occurs.
- <V3> is the reason code that is associated with the error situation.

User response

For an explanation of return codes and reason codes, see *DB2 Messages and Codes* or the corresponding manual of the DB2 version that you are using.

If the reported reason code is not a DB2 reason code and if the error recurs, trace the problem by using the Data Server trace (tracelevel=1) and contact IBM support.

FPEV2726I	<V1> READA COLLECTOR SUPPORT TASK STARTED.
------------------	---

Explanation

<V1> is the DB2 subsystem ID.

User response

None.

FPEV2727I <V1> READA COLLECTOR
SUPPORT TASK IS STOPPING.

Explanation

<V1> is the DB2 subsystem ID.

User response

None.

FPEV2728I <V1> READA COLLECTOR
SUPPORT TASK ENDED.

Explanation

<V1> is the DB2 subsystem ID.

User response

None.

FPEV2729I <V1> DB2 MESSAGES COLLECTOR
IS STOPPING.

Explanation

<V1> is the DB2 subsystem ID.

User response

None.

FPEV2730I <V1> STORED PROCEDURE
COLLECTOR IS STOPPING.

Explanation

<V1> is the DB2 subsystem ID.

User response

None.

FPEV2731E <V1> DB2 MESSAGES COLLECTOR
ERROR. RC <V2>, REASON <V3>

Explanation

- <V1> is the DB2 subsystem ID.
- <V2> is the return code of the component where the error occurs.

- <V3> is the reason code that is associated with the error situation.

User response

If the error recurs, trace the problem by using the Data Server trace (tracelevel=1) and contact IBM support.

FPEV2732E <V1> STORED PROCEDURE
COLLECTOR ERROR. RC <V2>,
REASON <V3>

Explanation

An error occurs in the stored procedure collector.

- <V1> is the DB2 subsystem ID.
- <V2> is the return code of the component where the error occurs.
- <V3> is the reason code that is associated with the error situation.

User response

If the error recurs, trace the problem by using the Data Server trace (tracelevel=1) and contact IBM support.

FPEV2733I <V1> READA COLLECTOR
SUPPORT TASK NOT STARTED. OP
BUFFER CHANGES TAKE EFFECT
AT NEXT STARTUP.

Explanation

A MODIFY command is used to change the characteristics of the OP BUFFER that is used by the READA collector support task, however, the READA collector support task is not active.

<V1> is the DB2 subsystem ID.

User response

None.

FPEV2734I <V1> READA COLLECTOR
SUPPORT TASK STORAGE
THRESHOLD REACHED. STORED
PROCEDURE COLLECTOR DATA IS
IGNORED.

Explanation

An internal data structure that is used by the stored procedure collector exceeds its maximum size. The monitoring data of the stored procedure is discarded. The processing continues.

<V1> is the DB2 subsystem ID.

User response

Modify the characteristics of the OP buffer that is used by the READA collector support task to ensure that READA data is processed as soon as possible. For example, you might want to reduce the OP buffer threshold by using a MODIFY command. If the problem persists, contact IBM support.

FPEV2735I	<V1> READA COLLECTOR SUPPORT TASK STORAGE THRESHOLD REACHED. STATEMENT HIERARCHY IS INVALIDATED.
------------------	---

Explanation

An internal data structure that is used by the stored procedure collector exceeds its maximum size. The monitoring data of the stored procedure is discarded. The processing continues.

<V1> is the DB2 subsystem ID.

User response

If the problem persists, contact IBM support.

FPEV2736I	<V1> READA COLLECTOR SUPPORT TASK STORAGE THRESHOLD REACHED. STORED PROCEDURE COLLECTOR CACHE IS RECYCLED.
------------------	---

Explanation

An internal data structure that is used by the stored procedure collector has exceeded its expected maximum size. The stored procedure monitoring data is discarded and processing continues. This can happen if stored procedure monitoring data is not requested by IBM InfoSphere® Optim Performance Manager for a long time.

<V1> is the DB2 subsystem ID.

User response

Ensure that IBM InfoSphere Optim Performance Manager setup is correct, i.e. connection to OMEGAMON collector is established and stored procedure metric data collector is started and returns monitoring data. If the problem persists, contact IBM support.

FPEV2737I	<V1> DB2 MESSAGES COLLECTOR TIMEOUT OCCURRED.
------------------	--

Explanation

A request from a user interface cannot be handled by the Data Server instance because a timeout occurred. The request could not be completed in time.

<V1> is the DB2 subsystem ID.

User response:

Resubmit the request. If the problem persists, contact IBM support.

FPEV3001E	<V1> THE DATA SERVER INSTANCE RECEIVED AN INVALID REQUEST.
------------------	---

Explanation

A request from a user interface cannot be handled by the Data Server instance because the request was not provided or the provided request is not valid.

- <V1> is the DB2 subsystem ID.

User response

Resubmit the request. If the problem persists, contact IBM support.

FPEV3002E	<V1> NO DATA SERVER INSTANCE IS AVAILABLE TO HANDLE THE REQUEST.
------------------	---

Explanation

A request from a user interface cannot be handled by the Data Server because the Data Server or the Data Server instance dedicated to the specified DB2 subsystem has not been started.

- <V1> is the DB2 subsystem ID.

User response

Verify that the DB2 subsystem is contained in the list of DB2 subsystems in the master startup data set member RKD2PAR(OMPEMSTR). If it is not, then add the DB2 subsystem to the list. Stop and restart the Data Server using the MODIFY command. Verify that the Data Server is started before requests are submitted.

FPEV3003E	<V1> THE DB2 SUBSYSTEM IS UNKNOWN TO THE DATA SERVER.
------------------	--

Explanation

A request from a user interface cannot be handled by the Data Server because the specified DB2 subsystem is unknown to the Data Server.

- <V1> is the DB2 subsystem ID.

User response

Verify that the DB2 subsystem is contained in the list of DB2 subsystems in the master startup data set member RKD2PAR(OMPEMSTR). If it is not, then add the DB2 subsystem to the list. Stop and restart the Data Server using the MODIFY command. Verify that the Data Server is started before requests are submitted.

FPEV3004E <V1> THE DB2 SUBSYSTEM
OR DEDICATED DATA SERVER
INSTANCE IS NOT ACTIVE.

Explanation

A request from a user interface cannot be handled by the Data Server because the specified DB2 subsystem or the dedicated Data Server instance is not active.

- <V1> is the DB2 subsystem ID.

User response

Verify that the DB2 subsystem and Data Server instance is running.

FPEV3005E <V1> THE DATA SERVER
INSTANCE INPUT QUEUE FOR
REQUESTS IS NOT AVAILABLE.

Explanation

A request from a user interface cannot be handled by the Data Server because there is no input queue available to handle the request.

- <V1> is the DB2 subsystem ID.

User response

Stop and restart the Data Server using the MODIFY command. If the problem persists, contact IBM support.

FPEV3006E <V1> THE INTER-SERVER
INTERFACE COULD NOT OBTAIN
A FREE RESPONSE QUEUE FROM
THE RESPONSE QUEUE POOL OF
THE DATA SERVER INSTANCE.

Explanation

A request from a user interface cannot be handled by the Data Server instance because there is no free response queue available to handle the request. This situation occurs if more parallel requests are submitted to a Data Server instance than supported.

- <V1> is the DB2 subsystem ID.

User response

Resubmit the request.

FPEV3007E <V1> THE INTER-SERVER
INTERFACE CANNOT ACCESS THE
RESPONSE QUEUE.

Explanation

A request from a user interface cannot be handled by the Data Server instance because the response queue cannot be accessed.

- <V1> is the DB2 subsystem ID.

User response

Resubmit the request. If the problem persists, contact IBM support.

FPEV3008E <V1> THE INTER-SERVER
INTERFACE CANNOT COPY THE
SUBMITTED REQUEST TO THE
INTERNAL WORK AREA.

Explanation

A request from a user interface cannot be handled by the Data Server instance because the provided request cannot be copied to the internal work area. Either the request is not valid or no storage could be obtained.

- <V1> is the DB2 subsystem ID.

User response

Resubmit the request. If the problem persists, contact IBM support.

FPEV3009E <V1> THE INTER-SERVER
INTERFACE CANNOT QUEUE THE
SUBMITTED REQUEST TO THE
INPUT QUEUE OF THE DATA
SERVER INSTANCE.

Explanation

A request from a user interface cannot be handled by the Data Server instance because the provided request cannot be queued into the input queue of the Data Server instance.

- <V1> is the DB2 subsystem ID.

User response

Resubmit the request. If the problem persists, contact IBM support.

FPEV3010E **<V1> THE INTER-SERVER
INTERFACE CANNOT RETURN THE
COMPLETED REQUEST.**

Explanation

A request from a user interface cannot be handled by the Data Server instance because the completed request cannot be returned. Either the provided request or the internal work area became obsolete.

- <V1> is the DB2 subsystem ID.

User response

Resubmit the request. If the problem persists, contact IBM support.

FPEV3011E **<V1> AN INTER-SERVER
INTERFACE TIMEOUT OCCURRED
WHILE PROCESSING A REQUEST
BECAUSE THE DATA SERVER
INSTANCE BECAME INACTIVE.**

Explanation

A request from a user interface cannot be handled by the Data Server instance because a timeout occurred. Either the inter server interface is not available or has terminated unexpectedly.

- <V1> is the DB2 subsystem ID.

User response

Resubmit the request. If the problem persists, contact IBM support.

FPEV3012E **<V1> AN INTER-SERVER
INTERFACE TIMEOUT OCCURRED
WHILE PROCESSING A REQUEST
DURING DATA SERVER INSTANCE
RESTART.**

Explanation

A request from a user interface cannot be handled by the Data Server instance because a timeout occurred. The Data Server instance became unavailable because of a restart.

- <V1> is the DB2 subsystem ID.

User response

Resubmit the request. If the problem persists, contact IBM support.

FPEV3013E **<V1> A TIMEOUT OCCURRED
WHILE PROCESSING A REQUEST.**

Explanation

A request from a user interface cannot be handled by the Data Server instance because a timeout occurred. The request could not be completed in time.

- <V1> is the DB2 subsystem ID.

User response

Resubmit the request. If the problem persists, contact IBM support.

FPEV3014E **<V1> THE RESPONSE FROM THE
DATA SERVER INSTANCE DOES
NOT MATCH THE REQUEST.**

Explanation

A request from a user interface cannot be handled by the Data Server instance because the response does not match the request.

- <V1> is the DB2 subsystem ID.

User response

Resubmit the request. If the problem persists, contact IBM support.

FPEV3016W **<V1> NO PATH TO THE PE SERVER
INSTANCE FOUND BECAUSE NO
ACTIVE PE SERVER INSTANCE IS
AVAILABLE.**

Explanation

A user interface requests performance data for a specified DB2 subsystem. The PE Server receives the request and tries to route the request to a monitoring PE Server subtask. In a data sharing group a PE Server subtask must be started for at least one member that resides on the same LPAR as the OMEGAMON Collector (called local member) to be able to monitor members of the data sharing group. The data retrieval request fails if no PE Server subtask is started for the specified DB2 subsystem or a local member of the data sharing group.

- <V1> is the DB2 subsystem ID.

User response

Configure the indicated DB2 subsystem or a local member of the data sharing group with the Configuration Tool (formerly ICAT), complete the configuration and restart the OMEGAMON Collector. When the indicated DB2 subsystem or local member of the data sharing group has already been configured or the DB2 subsystems shall be auto-detected, check the

OMEGAMON started task job log for preceding error messages during PE Server subtask start up, PE Server subtask termination or the occurrence of an abend. Restart the PE Server subtask. If the problem persists, contact IBM support.

FPEV3200I **<V1> PSEUDO IFCID GENERATOR STARTED**

Explanation

The Data Server instance has started a subtask named Pseudo IFCID Generator. The subtask compiles data structures similar to IFCIDs provided by DB2. These data structures are called pseudo IFCIDs because they do not originate from DB2. The pseudo IFCIDs are performance data which are derived from DB2 IFCID data or originate from other data sources. The pseudo IFCIDs are used internally to communicate performance data among the Data Server components.

- <V1> is the DB2 subsystem ID.

User response

None.

FPEV3201I **<V1> PSEUDO IFCID GENERATOR ENDED**

Explanation

The Pseudo IFCID Generator subtask of the Data Server instance has ended during normal termination of the Data Server.

- <V1> is the DB2 subsystem ID.

User response

None.

FPEV3202S **<V1> PSEUDO IFCID GENERATOR ENDED DUE TO ERROR**

Explanation

An abend occurred within the subtask.

- <V1> is the DB2 subsystem ID.

User response

Check the log for preceding messages or abends. If the problem cannot be corrected and recurs, contact IBM support.

FPEV3203S **<V1> PSEUDO IFCID GENERATOR TASK DID NOT RESPOND TO TERMINATION REQUEST**

Explanation

During normal termination of the Data Server the Data Server instance requests the subtask named Pseudo IFCID Generator to end. The subtask does not react within the given time and is immediately being terminated by the Data Server instance.

- <V1> is the DB2 subsystem ID.

User response

None.

FPEV3204S **<V1> PSEUDO IFCID GENERATOR RECEIVED INVALID REQUEST TYPE <V2>**

Explanation

The subtask received an invalid request.

- <V1> is the DB2 subsystem ID.
- <V2> is the invalid request type.

User response

If the error recurs, trace the problem using the Data Server trace (tracelevel=1) and contact IBM support.

FPEV5001I **<V1> PWH SERVER IS STARTING**

Explanation

None.

- <V1> is the DB2 subsystem ID.

User response

None.

FPEV5002I **<V1> PWH SERVER IS STOPPING**

Explanation

None.

- <V1> is the DB2 subsystem ID.

User response

None.

FPEV5003I **<V1> CHECKING DATABASE FOR NECESSARY CHANGES. PLEASE WAIT**

Explanation

Performance Warehouse is checking if the database model for database DB2PM is up to date. The Data

Server may, for example, be forced to update the database if the database model was changed.

- <V1> is the DB2 subsystem ID.

User response

None.

FPEV5004S **<V1> DATABASE UPDATE FAILED.
SEE JOB LOG FOR DETAILS**

Explanation

None.

- <V1> is the DB2 subsystem ID.

User response

Check the SYSPRINT output of the Data Server for detailed information about the error. Then solve the problem and restart the Performance Warehouse function in the Data Server by means of the MODIFY command 'PERFORMANCEWAREHOUSE=YES'.

FPEV5005I **<V1> DATABASE UPDATE
COMPLETE**

Explanation

None.

- <V1> is the DB2 subsystem ID.

User response

None.

FPEV5009I **<V1> <V2>**

Explanation

This message is used for trace purposes of the Performance Warehouse function and only written to the SYSPRINT output of the Data Server.

- <V1> is the DB2 subsystem ID.
- <V2> is the trace information.

User response

None.

FPEV5010S **<V1> DB2 CONNECTION FAILED.
SEE JOB LOG FOR DETAILS**

Explanation

None.

- <V1> is the DB2 subsystem ID.

User response

Check the SYSPRINT output of the Data Server for detailed information about the error. Then solve the problem and restart the Performance Warehouse function in the Data Server by means of the MODIFY command 'PERFORMANCEWAREHOUSE=YES'.

FPEV5011I **<V1> CREATION OF PLAN DB2PM
WAS SUCCESSFUL**

Explanation

None.

- <V1> is the DB2 subsystem ID.

User response

None.

FPEV5012S **<V1> CREATION OF PLAN DB2PM
FAILED. SEE BIND JOB OUTPUT**

Explanation

None.

- <V1> is the DB2 subsystem ID.

User response

Check the SYSPRINT output of the Data Server for detailed information about the error. Then solve the problem and restart the Performance Warehouse function in the Data Server by means of the MODIFY command 'PERFORMANCEWAREHOUSE=YES'.

FPEV5013I **<V1> REQUIRED PLAN DB2PM
NOT FOUND. CREATING IT**

Explanation

The Performance Warehouse function of the Data Server requires a DB2 PLAN DB2PM. This plan was not found and is now created.

- <V1> is the DB2 subsystem ID.

User response

None.

FPEV5014W **<V1> SERVER IS STOPPING. DB2
V6 OR LATER IS REQUIRED.**

Explanation

The Performance Warehouse function in the Data Server was requested. DB2 version 6 or later is necessary for this function.

- <V1> is the DB2 subsystem ID.

User response

Use the Configuration Tool (formerly ICAT) and set the Data Server startup parameter PERFORMANCEWAREHOUSE to NO.

FPEV5015I <V1> UPDATING DATABASE IN FORCED MODE. PLEASE WAIT

Explanation

The Performance Warehouse function in the Data Server was started in forced mode to check the database model for consistency.

- <V1> is the DB2 subsystem ID.

User response

None.

FPEV5016I <V1> REQUIRED DBRM <V2> NOT BOUND. BINDING IT

Explanation

A DBRM module of the Performance Warehouse function misses a DB2 BIND and is now being bound.

- <V1> is the DB2 subsystem ID.
- <V2> is the database request module (DBRM).

User response

None.

FPEV5017I <V1> BINDING DBRM <V2>

Explanation

The Performance Warehouse function of the data collector is started in forced mode. Therefore the DBRM is being bound.

- <V1> is the DB2 subsystem ID.
- <V2> is the database request module (DBRM).

User response

None.

FPEV5018S <V1> DB2 DISCONNECT FAILED. SEE FOR DETAILS

Explanation

None.

- <V1> is the DB2 subsystem ID.

User response

Check the SYSPRINT output of the Data Server for detailed information about the error.

FPEV5019E <V1> DATASET SERVICE TERMINATED. LIBRARY SEARCH MAY HAVE FAILED.

Explanation

None.

- <V1> is the DB2 subsystem ID.

User response

Check the system log for details about the abend. Try to restart the MVS system catalog and restart the Data Server. If the problem persists, contact IBM support.

FPEV5020I <V1> PERFORMANCE EXPERT REQUIRES A NEW TABLE SPACE <V2>, PLEASE ENTER STORAGE GROUP TO USE, OR BLANK FOR DEFAULT STORAGE GROUP.

Explanation

This message is shown during the Data Server start, if the Performance Warehouse function is requested and requires a new table space.

- <V1> is the DB2 subsystem ID.
- <V2> is the new required table space.

User response

Enter the name of the storage group to use for the new table space through operator reply. To do this, search for the corresponding 'write to operator' output and locate the number of this output. Then enter a 'write to operator' reply: '/r NO#,REPLY' where NO# is the located number and REPLY is the chosen storage group (enter a blank as REPLY if you want to use the assigned default storage group). For further information on how to set up the Data Server for the Performance Warehouse, see *Installation and Configuration*.

FPEV5021I <V1> PLEASE ENTER THE NAME OF BUFFER POOL TO USE FOR TABLE SPACE <V2>. ENTER BLANK FOR DEFAULT BUFFER POOL.

Explanation

This message is shown during the Data Server start, if the Performance Warehouse function is requested and requires a new table space.

- <V1> is the DB2 subsystem ID.
- <V2> is the new required table space.

User response

Enter the name of the buffer pool to use for the new table space through operator reply. To do this, search for the corresponding 'write to operator' output and locate the number of this output. Then enter a 'write to operator' reply: '/r NO#,REPLY' where NO# is the located number and REPLY is the chosen buffer pool (enter a blank as REPLY if you want to use the assigned default buffer pool). For further information on how to set up the Data Server for the Performance Warehouse, see *Installation and Configuration*.

FPEV5022S **<V1> ENTERED STORAGEGROUP
<V2> IS UNKNOWN**

Explanation

None.

- <V1> is the DB2 subsystem ID.
- <V2> is the storage group requested in message FPEV5020I.

User response

Create a new storage group in DB2 or choose a different existing one. Then restart the Performance Warehouse function in the Data Server by means of the MODIFY command 'PERFORMANCEWAREHOUSE=YES' and specify the chosen storage group name.

FPEV5023S **<V1> ENTERED BUFFER POOL
<V2> IS UNKNOWN**

Explanation

None.

- <V1> is the DB2 subsystem ID.
- <V2> is the buffer pool requested in message FPEV5021I.

User response

Restart the Performance Warehouse function in the Data Server by means of the MODIFY command 'PERFORMANCEWAREHOUSE=YES' and specify the correct buffer pool name.

FPEV5024S **<V1> ENTERED STORAGE GROUP
<V2> OR BUFFER POOL <V3> IS
UNKNOWN**

Explanation

None.

- <V1> is the DB2 subsystem ID.
- <V2> is the storage group requested in message FPEV5020I.
- <V3> is the buffer pool requested in message FPEV5021I.

User response

Verify the specified storage group and buffer pool name. Both names must be known to DB2 and the Data Server userID/groupID must have usage privileges of both DB2 objects. Then restart the Performance Warehouse function in the Data Server using the MODIFY command 'PERFORMANCEWAREHOUSE=YES'. You can then enter the correct names again.

FPEV5025S **<V1> SERVER IS NOT ALLOWED
TO USE STORAGEGROUP <V2> OR
TO ACCESS DATABASE DB2PM**

Explanation

- <V1> is the DB2 subsystem ID.
- <V2> is the storage group requested in message FPEV5020I.

User response

Ensure that the Data Server userID/groupID DB2PM has USE privileges for the specified storage group and has DBADM privileges on database DB2PM. Then restart the Performance Warehouse function in the Data Server using the MODIFY command 'PERFORMANCEWAREHOUSE=YES'.

FPEV5026S **<V1> SERVER IS NOT ALLOWED
TO USE BUFFER POOL <V2> OR TO
ACCESS DATABASE DB2PM**

Explanation

- <V1> is the DB2 subsystem ID.
- <V2> is the buffer pool requested in message FPEV5021I.

User response

Ensure that the Data Server userID/groupID DB2PM has USAGE privilege for the specified buffer pool and has DBADM privilege on database DB2PM. Then restart the Performance Warehouse function in the Data Server using the MODIFY command with 'PERFORMANCEWAREHOUSE=YES'.

FPEV5027S <V1> SERVER IS NOT ALLOWED TO USE STORAGE GROUP <V2>, BUFFER POOL <V3> OR TO ACCESS DATABASE DB2PM

Explanation

None.

- <V1> is the DB2 subsystem ID.
- <V2> is the storage group requested in message FPEV5020I.
- <V3> is the buffer pool requested in message FPEV5021I.

User response

Ensure that the Data Server userID/groupID DB2PM has USAGE privilege for the specified buffer pool and storage group and has DBADM privilege on database DB2PM. Then restart the Performance Warehouse function in the Data Server using the MODIFY command with 'PERFORMANCEWAREHOUSE=YES'.

FPEV5028I <V1> REQUIRED DATABASE DB2PM NOT FOUND. CREATING IT

Explanation

The Performance Warehouse function of the Data Server requires a DB2 database DB2PM. This database was not found and is now created.

- <V1> is the DB2 subsystem ID.

User response

None.

FPEV5029I <V1> CREATION OF DATABASE DB2PM WAS SUCCESSFUL

Explanation

None.

- <V1> is the DB2 subsystem ID.

User response

None.

FPEV5030S <V1> SERVER IS NOT ALLOWED TO CREATE DATABASE DB2PM

Explanation

None.

- <V1> is the DB2 subsystem ID.

User response

You can either grant CREATEDBA privileges to the userID or group DB2PM, or create the DB2PM database manually and grant DBADM privileges to the DB2PM userID or group. Then restart the Performance Warehouse function in the Data Server using the MODIFY 'PERFORMANCEWAREHOUSE=YES' command. For further information on how to set up the Data Server for the Performance Warehouse, see *Installation and Configuration*.

FPEV5031S <V1> SERVER IS NOT STARTED WITH USERID DB2PM OR IS NOT MEMBER OF GROUP DB2PM

Explanation

Performance Warehouse functions started from the Data Server must be started using the MVS task user ID DB2PM, or a member of the DB2PM RACF group.

- <V1> is the DB2 subsystem ID.

This message is written if a SET CURRENT SQLID = 'DB2PM' fails with SQLCODE = -553, which is specified as: "auth-id SPECIFIED IS NOT ONE OF THE VALID AUTHORIZATION IDS" and further explained as: "The authorization ID specified as the value of the 'authorization-id' or host variable in the SQL SET CURRENT SQLID statement is neither the user's primary authorization ID nor one of the associated secondary authorization IDs."

User response

Change the MVS task user ID to DB2PM or to the DB2PM RACF group, then restart the Data Server. For further information on how to set up the Data Server for the Performance Warehouse, see *Installation and Configuration*.

One way to analyze this error is to run an Audit trace when authorization changes happen. The trace shows the IFCIDs 55 (Set Current SQLID), 83 (End Of Identify request), and 87 (End Of Signon request). These IFCIDs report the primary and secondary, respectively the old and the new SQLID. You can start the Audit trace data collection with AUDIT CLASS(7) or with USER CLASS(30) IFCID(55,83,87). To collect the trace data into your private sequential data set, you can use the ISPF Collect Report Data function (option 3, then option 6a). After the Audit trace data was collected, you can run an AUDIT TRACE TYPE(ALL) batch report or provide IBM with the sequential files containing the collected Audit trace data. The data should show the result from the inaction between DB2 and RACF, especially whether the DB2PM group name was returned to DB2 as one of the secondary authorization IDs.

FPEV5032S **<V1> SERVER MANAGER TASK
TERMINATED**

Explanation

None.

- <V1> is the DB2 subsystem ID.

User response

Check the system log for details about the abend. Try to restart the MVS system catalog and restart the Data Server. If the problem persists, contact IBM support.

FPEV5033W **<V1> SERVER RUNNING OUT OF
MEMORY, SEE JOB LOG FOR
DETAILS**

Explanation

The Data Server could not obtain sufficient memory to contain data.

- <V1> is the DB2 subsystem ID.

User response

This could be a temporary problem. If the problem persists, increase the region size for the OMEGAMON Collector and restart the Data Server, or contact IBM support.

FPEV5034I **<V1> PLEASE ENTER NOW THE
NAME OF THE 32 KB BUFFER
POOL TO USE FOR TABLE SPACE
<V2>. ENTER BLANK FOR DEFAULT
BUFFER POOL.**

Explanation

- <V1> is the DB2 subsystem ID.

Performance Expert needs to associate a 32 KB buffer pool to a table space.

User response

Enter the name of a 32 KB buffer pool (BP32K, or a name in the range BP32K1-BP32K9) as a write to operator (WTO) reply. To do this, locate the number of this WTO message in the system log. Then enter '/r xxx,buffer pool', where xxx is the WTO number and 'buffer pool' is the name of the buffer pool. The Data Server requires USAGE privilege for this buffer pool.

FPEV5035E **<V1> SPECIFIED BUFFER POOL
<V2> IS NOT A VALID 32 KB
BUFFER POOL NAME**

Explanation

- <V1> is the DB2 subsystem ID.
- <V2> is the buffer pool name entered in response to message FPEV5034I.

The entered name is not a valid 32 KB buffer pool.

User response

Message FPEV5034I is shown again. Enter the correct 32 KB buffer pool name. This must be BP32K, or a name in the range BP32K1-BP32K9.

FPEV5036I **<V1> PWH SERVER WAITING FOR
DB2 INITIALIZATION**

Explanation

DB2 subsystem is stopped. Performance Warehouse is waiting for DB2 restart.

- <V1> is the DB2 subsystem ID.

User response

None.

FPEV5037E **<V1> BUFFER POOL <V2> FOR
TABLESPACE <V3> IN RESPONSE
FILE IS NO 32K BUFFER POOL**

Explanation

During the creation of the Performance Warehouse for the indicated subsystem a response data set was found and used. However, the buffer pool specified in this response data set is not a 32 KB buffer pool.

- <V1> is the DB2 subsystem ID.
- <V2> is the specified buffer pool that is not a 32 KB buffer pool.
- <V3> is the table space for which the buffer pool was specified.

User response

Edit the response data set and correct the specified buffer pool. The response data set can be found in <HLQ>. <DB2SSID>.SRVRESP, where <HLQ> is the high-level qualifier specified in the Configuration Tool (formerly ICAT) for temporary data sets of the OMEGAMON Collector, and <DB2SSID> is the DB2 subsystem ID indicated in <V1>.

FPEV5040E **<V1> PWH FOUND AN
INCOMPATIBLE DATABASE DB2PM**

Explanation

During Performance Warehouse (PWH) startup an incompatible database DB2PM was detected.

- <V1> is the DB2 subsystem ID.

User response

Stop the OMEGAMON Collector, drop or migrate the existing Performance Warehouse database as described in the product documentation and restart the OMEGAMON Collector.

FPEV504 HISTORY DATA SET OR HISTORY DATA SPACE MUST BE SPECIFIED

Explanation

Both, history data set size and data space size were reset to 0 in the Data Server Parameters window.

User response

Specify a size value for either history data set or history data space.

FPEV613 USER AUTHORIZATION EXIT DENIED YOUR REQUEST

Explanation

You tried to perform a Performance Expert function. The authorization specified for your user ID in the user authorization exit rejected your access to this function.

User response

See your database administrator to clarify if you can get the proper authorization to use this function.

FPEV614 USER AUTHORIZATION EXIT RETURNS NO DATA

Explanation

According to the authorization specified for your user ID in the user authorization exit, no data is to be returned to you.

User response

None.

FPEV615 SEVERE ERROR OCCURRED IN USER AUTHORIZATION EXIT

Explanation

The user authorization exit failed with a severe error.

User response

Contact your system programmer.

FPEV6801E <V1> READING SERVER PARAMETER FAILED, SEE JOB LOG FOR DETAILS

Explanation

During the start of the Collect Report Data job the output data set could not be created.

- <V1> is the DB2 subsystem ID.

User response

Check SYSPRINT of the job for more details and correct the error. Restart the PWH process.

FPEV6802E <V1> INCORRECT SERVER CRD START PARAMETER

Explanation

During the start of the Collect Report Data job the required job parameters were not found.

- <V1> is the DB2 subsystem ID.

User response

Check the JCL of the Performance Warehouse job.

FPEV6803E <V1> UPDATING SERVER CRD STATUS FAILED, SEE JOB LOG FOR DETAILS

Explanation

During the start of the Collect Report Data job the output data set could not be created.

- <V1> is the DB2 subsystem ID.

User response

Check SYSPRINT of the job for more details and correct the error. Restart the PWH process using the previously used GUI (XE, VTAM, PE Client, Performance Warehouse).

FPEV6804I <V1> <V2> IS STARTING

Explanation

A Collect Report Data job or an internal CRD subtask is starting.

- <V1> is the DB2 subsystem ID.

- <V1> is the name of the Performance Warehouse function (Collect Report Data).

User response

None.

FPEV6805I <V1> <V2> IS STOPPING

Explanation

A Collect Report Data job or an internal CRD subtask is stopping.

- <V1> is the DB2 subsystem ID.
- <V1> is the name of the Performance Warehouse function (Collect Report Data).

User response

None.

FPEV6806I <V1> <V2> IS RESTARTING DB2 TRACE

Explanation

During the collection of DB2 trace data the started trace was lost. The trace is restarted. This might happen, for example, if the trace was stopped manually using a DB2 STOP TRACE command.

- <V1> is the DB2 subsystem ID.
- <V1> is the name of the Performance Warehouse function (Collect Report Data).

User response

If the message is not caused by STOP TRACE commands, and if the message shows up several times during the collection of DB2 trace data, contact IBM support.

FPEV6807I <V1> <V2> TRACES LOST

Explanation

During the collection of DB2 trace data the started trace was lost. The trace is restarted. This might happen, for example, if the trace was stopped manually using a DB2 STOP TRACE command.

- <V1> is the DB2 subsystem ID.
- <V1> is the name of the Performance Warehouse function (Collect Report Data).

User response

If the message is not caused by STOP TRACE commands, and if the message shows up several times

during the collection of DB2 trace data, contact IBM support.

FPEV6808E <V1> <V2> TRACES FAILED, SEE JOB LOG FOR DETAILS

Explanation

During the collection of DB2 trace data the necessary DB2 operation failed.

- <V1> is the DB2 subsystem ID.
- <V1> is the name of the Performance Warehouse function (Collect Report Data).

User response

This might be a temporary DB2 problem. Check SYSPRINT of the job for more details. Restart the PWH process using the previously used GUI (XE, VTAM, PE Client, Performance Warehouse).

FPEV6809W <V1> <V2> RETRIEVING ASYNCHRONOUS DB2 DATA FAILED, SEE JOB LOG FOR DETAILS

Explanation

During the collection of DB2 trace data the necessary DB2 operation failed.

- <V1> is the DB2 subsystem ID.
- <V1> is the name of the Performance Warehouse function (Collect Report Data).

User response

This might be a temporary DB2 problem. Check SYSPRINT of the job for more details. Restart the PWH process using the previously used GUI (XE, VTAM, PE Client, Performance Warehouse).

FPEV6810W <V1> TASK <V2> DID NOT RESPOND TO TERMINATION REQUEST

Explanation

During the termination of a Collect Report Data job a subtask did not respond to the termination request.

- <V1> is the DB2 subsystem ID.
- <V1> is the name of the Collect Report Data subtask.

User response

This might be a temporary system problem. If the problem occurs at the end of each Collect Report Data job, contact IBM support.

FPEV6811W <V1> SYSTEM EXCEPTION
CAUGHT, COLLECT REPORT DATA
TASK ENDING ABNORMALLY

Explanation

During the execution of a Collect Report Data job the job received an MVS system exception.

- <V1> is the DB2 subsystem ID.

User response

Check the system log for details about the abend.

FPEV6812I <V1> COLLECTION STOPPED DUE
TO : <V2>

Explanation

The collection of DB2 trace data was stopped.

- <V1> is the DB2 subsystem ID.
- <V1> is the reason why the collection was stopped.

User response

Check the indicated reason. Usually, the collection stops according to specified stop conditions. If preceding of following messages indicate an error, check SYSPRINT for additional details.

FPEV6813I <V1> SPECIFIED OP BUFFER SIZE
TO HIGH FOR THIS DB2, REDUCED
IT TO 1 MB

Explanation

The configuration of the Collect Report Data step in the Performance Warehouse contains a OP buffer size that is not supported with this DB2 version. The OP buffer size is adjusted to 1 MB.

- <V1> is the DB2 subsystem ID.

User response

None.

FPEV6814I <V1> USER <V2> DOES NOT
HAVE REQUIRED MONITOR1/2
PRIVILEGE TO COLLECT REPORT
DATA

Explanation

The Collect Report Data did not start because the user does not have sufficient DB2 authority.

- <V1> is the DB2 subsystem ID.

- <V2> is the user ID of the Performance Warehouse job.

User response

The system administrator should grant the necessary MONITOR1 or MONITOR2 privileges for the user ID or group ID of the Performance Warehouse job.

FPEV6823E COMMAND <V1> NOT FOUND IN
SYSIN. PARSING STOPPED

Explanation

An invalid command was found.

- <V1> is the invalid command name.

User response

Correct the command and retry.

FPEV6831W <V1> UNSUPPORTED COMMAND
<V2> AT LINE <F3>, POSITION
<F4> IGNORED

Explanation

The OMEGAMON Collector startup configuration contains an invalid parameter.

- <V1> is the DB2 subsystem ID.
- <V2> is the command name.
- <F3> is the line number.
- <F4> is the position number.

User response

Use the Configuration Tool (formerly ICAT) and correct the parameter.

FPEV6834W <V1> DB2 SUBSYSTEM (<V2>)
- THIS DB2 VERSION IS NOT
SUPPORTED

Explanation

This message is issued when trying to collect data for an unsupported DB2 version.

- <V1> is the name of the monitored DB2 subsystem.
- <V2> is the version of the monitored DB2 subsystem.

User response

None.

FPEV701 SERVER <V1> NO LONGER
AVAILABLE

Explanation

None.

- <V1> is the DB2 subsystem ID.

User response

Restart the Data Server if necessary and reconnect to it.

**FPEV702 UNABLE TO CONNECT TO SERVER
 <V1>**

Explanation

Unexpected error.

- <V1> is the DB2 subsystem ID.

User response

Check the log for any Data Server errors. Log on to TSO/E again. If the problem recurs, contact IBM support.

**FPEV703 ANOTHER USER IS UPDATING THE
 PARAMETERS FOR SERVER <V1>**

Explanation

None.

- <V1> is the DB2 subsystem ID.

User response

Try again later.

**FPEV704 <V1> IS NOT AUTHORIZED TO
 UPDATE THE PARAMETERS FOR
 SERVER <V2>**

Explanation

None.

- <V1> is the user ID.
- <V2> is the DB2 subsystem ID.

User response

Use the ADMINUSER command to add this user.

**FPEV705 THE PARAMETERS FOR
 SERVER <V1> ARE CURRENTLY
 UNAVAILABLE**

Explanation

Unexpected error.

- <V1> is the DB2 subsystem ID.

User response

Check the log for any Data Server errors. Log on to TSO/E again. If the problem recurs, contact IBM support.

**FPEV706 LOADING THE QUALIFICATIONS
 FOR SERVER <V1> FAILED**

Explanation

Unexpected error.

- <V1> is the DB2 subsystem ID.

User response

Check the log for any Data Server errors. Log on to TSO/E again. If the problem recurs, contact IBM support.

FPEV710 <V1> IS AN INVALID COMMAND

Explanation

You are not allowed to issue this command here.

- <V1> is the invalid command you issued.

User response

Do not issue this command.

**FPEV711 COLLECTION INTERVAL MUST BE
 NUMERIC IN THE RANGE 1 TO
 86400 SECONDS**

Explanation

None.

User response

Correct the field.

**FPEV712 MAXIMUM SIZE OF HISTORY DATA
 SET MUST BE NUMERIC IN THE
 RANGE 0 TO 9999999 KILOBYTES**

Explanation

None.

User response

Use the Configuration Tool (formerly ICAT) and specify a larger size.

**FPEV713 DATASPACE SIZE MUST BE
 NUMERIC IN THE RANGE 0 TO
 2097148 KILOBYTES**

Explanation

None.

User response

Correct the field.

**FPEV714 NUMBER OF EXTENTS MUST BE
 NUMERIC**

Explanation

None.

User response

Enter a positive integer.

**FPEV801 ERROR SAVING PARAMETERS FOR
 SERVER <V1>**

Explanation

An unexpected error has occurred.

- <V1> is the DB2 subsystem ID.

User response

Reconnect. If the problem recurs, contact IBM support.

**FPEV911 ERROR PROCESSING GETMAIN.
 RC <V1>**

Explanation

An error occurred attempting to allocate virtual storage.

- <V1> is the return code.

User response

Increase the region size and retry the OMEGAMON Collector administrator's dialog.

FPEV921 TBCREATE FAILURE. RC <V1>

Explanation

An unexpected error has occurred.

- <V1> is the return code.

User response

Reconnect. If the problem recurs, contact IBM support.

FPEV922 TBDISPL FAILURE. RC <V1>

Explanation

An unexpected error has occurred.

- <V1> is the return code.

User response

Reconnect. If the problem recurs, contact IBM support.

FPEV923 TBADD FAILURE. RC <V1>

Explanation

An unexpected error has occurred.

- <V1> is the return code.

User response

Reconnect. If the problem recurs, contact IBM support.

**FPEV9996I Innr DB2I ssid STMTBuf
 Limited. Wanted:XXXXXXXX
 RetArea:XXXXXXXX
 Used:XXXXXXXX**

Explanation

The data for IFCID Innr has exceeded the 32M READS Buffer limit. XXXXXXXX shows the various buffer sizes in HEX.

System action

Data is truncated in display.

User response

No action is required.

**FPEV9997I <V1> <V2> <V3> <V4> <V5> <V6>
 <V7> <V8> <V9>**

Explanation

For IBM support personnel only.

User response

None.

FPEV9999I <V1>

Explanation

A Performance Expert internal error has occurred. This message is meant for IBM support personnel.

- <V1> is a symptom record used by IBM support personnel to diagnose the problem.

User response

Save the information provided in the message and contact IBM support.

Chapter 23. FPEW - System Parameters report set messages

**FPEW0110U INSUFFICIENT STORAGE
AVAILABLE TO STORE SYSTEM
PARAMETERS DATA**

Explanation

There was not sufficient storage available to continue processing the System Parameters report.

User response

Increase the region size and rerun the job.

FPEW0120I IFCID 106 NOT SUPPORTED

Explanation

None.

User response

None.

**FPEW0130U INSUFFICIENT STORAGE
AVAILABLE TO EXTEND SYSTEM
PARAMETERS DATA**

Explanation

There was not sufficient storage available to continue processing the System Parameters report.

User response

Increase the region size and rerun the job.

**FPEW1246S UNSUCCESSFUL ATTEMPT
WRITING TO THE FILE DATA SET
OF SYSTEM PARAMETERS**

Explanation

An error occurred while writing data to the system parameters file data set.

User response

Check for system messages detailing the problem.

Chapter 24. FPEX - Audit report set messages

FPEX0600S **EXCEPTIONAL CONDITION
OCCURRED DURING AUDIT
PROCESSING. MAIN STORAGE
ALLOCATION FAILED**

Explanation

There was not enough storage available to continue Audit processing.

User response

Increase the region size, and rerun the job.

FPEX0610S **EXCEPTIONAL CONDITION
OCCURRED DURING AUDIT
PROCESSING. MAIN STORAGE
RELEASE FAILED**

Explanation

An attempt to release storage failed.

User response

Rerun the job. If the problem recurs, contact IBM support.

FPEX4252I **<V1> <V2> RECORDS WRITTEN TO
DDNAME <V3>**

Explanation

An AUDIT FILE subcommand has completed its function.

- <V1> is the number of records written.
- <V2> is the file type (for example, AUTHFAIL).
- <V3> is the ddname for the file.

User response

None.

Chapter 25. FPEY - Explain report set messages

FPEY0001W DB2 RELEASE <V1> IS NOT SUPPORTED BY THIS PRODUCT VERSION. AN EXPLAIN REQUEST FOR <V2> HAS BEEN IGNORED

Explanation

The DB2 subsystem is at a release level that is not supported by this version of OMEGAMON XE for DB2 PE.

- <V1> is the DB2 release.
- <V2> is the subsystem ID.

FPEY0002W CALL ATTACH FUNCTION <V1> FAILED. RETURN CODE <V2>, REASON CODE <V3>

Explanation

A problem was encountered establishing the required connection between OMEGAMON XE for DB2 PE and DB2.

- <V1> is the Call Attach Facility (CAF) function.
- <V2> is the return code.
- <V3> is the reason code.

User response

Ensure that the OMEGAMON XE for DB2 PE Explain plan name (DB2PMX32) exists. If the Explain plan was bound with a name other than the default plan name, this must be specified in the GLOBAL PLANEXPLAIN parameter of a OMEGAMON XE for DB2 PE batch Explain request job.

FPEY0003W DB2 CAF SUPPORT CANNOT BE LOADED. DB2 LOAD LIBRARY MAY NOT BE SPECIFIED IN STEPLIB

Explanation

OMEGAMON XE for DB2 PE could not load the Call Attach Facility (CAF) support modules. The DB2 load library may be missing in the STEPLIB DD statement.

User response

Determine why OMEGAMON XE for DB2 PE cannot load the required modules. Resubmit the job.

FPEY0100I ACCORDING TO THE DB2 CATALOG YOU DO NOT HAVE A PLAN_TABLE. A PLAN_TABLE WILL NOW BE

CREATED FOR AUTHORIZATION ID <V1>

Explanation

A PLAN_TABLE could not be found for the current authorization ID. A PLAN_TABLE is then created providing that proper authorization exists. If successful, this message is followed by message FPEY0102I.

- <V1> is the authorization ID.

User response

None.

FPEY0102I EXPLAIN TABLE NAMED <V1>.PLAN_TABLE CREATED IN THE DEFAULT DATABASE

Explanation

An Explain table was created for the current authorization ID in the default database.

- <V1> is the authorization ID.

User response

None.

FPEY0104I COLUMN <V1> HAS BEEN ADDED TO <V2>.PLAN_TABLE

Explanation

The PLAN_TABLE for the current authorization ID has been altered with columns compatible to the DB2 release being run.

- <V1> is the column name.
- <V2> is the authorization ID.

User response

None.

FPEY0105I LAST COLUMN <V1> HAS BEEN ADDED TO <V2>.PLAN_TABLE

Explanation

The PLAN_TABLE for the current authorization ID has been altered with columns compatible to the DB2 release being run.

- <V1> is the column name
- <V2> is the authorization ID

User response

No action required.

**FPEY0106I LAST COLUMN <V1> HAS BEEN
ALTERED FOR <V2>.PLAN_TABLE**

Explanation

The PLAN_TABLE for the current authorization ID has been altered with columns compatible to the DB2 release being run.

- <V1> is the column name
- <V2> is the authorization ID

User response

No action required.

**FPEY0110I NO STATISTICS AVAILABLE -
EXECUTE RUNSTATS**

Explanation

No DB2 catalog statistics are available for the current table space.

User response

Perform RUNSTATS against the table space before you use OMEGAMON XE for DB2 PE Explain.

**FPEY0120I INDEX INFORMATION
SUPPRESSED BY USER REQUEST**

Explanation

The user has specified *INDEX=N* for the EXPLAIN PLAN, EXPLAIN QMFQUERY, or EXPLAIN QUERYNO request. No column information for the chosen index will be shown.

User response

None.

**FPEY0140I NOTE: <V1>.<V2> CONTAINS <V3>
ACTIVE PAGES - CONSIDER A
USABLE INDEX**

Explanation

This message is produced if DB2 has chosen a table space scan for a table located in a table space larger than 10 active pages.

- <V1> is the database name.
- <V2> is the table space name.
- <V3> is the number of active pages.

User response

If the access path should be index-based, create a usable index, otherwise no action is required.

**FPEY0162I PACKAGE REPORTS NOT
REQUESTED**

Explanation

You have specified that packages should not be explained for a specific plan. All DBRMs are explained, but no packages.

User response

None.

**FPEY0164I PLAN <V1> HAS MORE THAN <V2>
PACKAGES**

Explanation

The number of packages contained in the plan to be explained is greater than PACKLIMIT. The packages listed after the message include all versions if PACKAGES(ALL) has been specified. Otherwise only the latest versions are displayed.

- <V1> is the plan name.
- <V2> is the PACKLIMIT.

User response

Increase the number of packages from a plan that can be explained by specifying a PACKLIMIT greater than the number of packages to be explained. If PACKAGES(ALL) has been specified, then the number of packages to be explained can be reduced by changing the PACKAGES(ALL) specification to PACKAGES(YES).

**FPEY0166I PACKAGE <V1> IN COLLECTION
<V2> HAS THE FOLLOWING
VERSIONS**

Explanation

The package specified exists in several versions. All version identifications are listed. The number of packages explained by OMEGAMON XE for DB2 PE is controlled by the *PACKAGES*, *GEN*, and *FORCE* options. Processing continues.

- <V1> is the package name.

- <V2> is the collection name.

User response

None.

**FPEY0180I CONNECTION TO SERVER <V1>
SUCCESSFUL**

Explanation

None.

- <V1> is the server.

User response

None.

**FPEY0182I CONNECTION RESET TO <V1>
SUCCESSFUL**

Explanation

None.

- <V1> is the local server.

User response

None.

**FPEY0310I QUERY NO. <V1> DOES NOT
EXIST FOR USER <V2> - REQUEST
IGNORED**

Explanation

The query number specified in an EXPLAIN QUERYNO request could not be located in the accessed PLAN_TABLE. If necessary, specify the correct authorization ID in the *OWNER* parameter. The statement is ignored, and processing continues with the next Explain request.

- <V1> is the query number.
- <V2> is the user.

User response

Verify that the query number does exist in the table. Also verify that the correct PLAN_TABLE is being accessed.

**FPEY0314I QNO <V1> IN DBRM <V2>
PLAN <V3> IS NOT IN
<V4>.PLAN_TABLE**

Explanation

The specified query number could not be located for the plan and DBRM listed in the PLAN_TABLE of the plan binder. OMEGAMON XE for DB2 PE Explain continues looking for the next query number for the same plan.

- <V1> is the query number.
- <V2> is the DBRM.
- <V3> is the plan.
- <V4> is the authorization ID.

User response

None.

**FPEY0316I QNO <V1> IN PACKAGE
<V2>.<V3> NOT IN
<V4>.PLAN_TABLE**

Explanation

The specified query number could not be located for the collection ID and package name listed in the PLAN_TABLE of the plan binder. OMEGAMON XE for DB2 PE Explain continues looking for the next query number for the same collection ID and package name.

- <V1> is the query number.
- <V2> is the collection ID.
- <V3> is the package name.
- <V4> is the authorization ID.

User response

None.

**FPEY0320I PLAN <V1> NOT BOUND WITH
EXPLAIN OPTION - REQUEST
IGNORED**

Explanation

The plan specified in an EXPLAIN PLAN request was not bound with the *EXPLAIN(YES)* bind option. The statement is ignored, and processing continues with the next Explain request.

- <V1> is the plan.

User response

Rebind the plan and rerun the job with the same input record.

**FPEY0322I DBRM <V1> HAS NO ROWS IN
<V2>.PLAN_TABLE - REQUEST
IGNORED**

Explanation

The plan specified in an EXPLAIN PLAN request was bound with the *EXPLAIN(YES)* bind option, but the rows in the PLAN_TABLE owned by the authorization ID have been deleted for the given DBRM. The statement is ignored, and processing continues with the next Explain request.

- <V1> is the DBRM.
- <V2> is the authorization ID.

User response

Rebind the plan and rerun the job with the same input record.

**FPEY0324I PLAN_TABLE FOR USER <V1>
DOES NOT EXIST - REQUEST
IGNORED**

Explanation

The authorization ID given as the *OWNER* for an EXPLAIN QUERYNO request has no PLAN_TABLE. The statement is ignored, and processing continues with the next Explain request.

- <V1> is the user.

User response

None.

**FPEY0325I UNABLE TO EXPLAIN <V1> -
NOT AUTHORIZED TO ACCESS
<V2>.PLAN_TABLE**

Explanation

The authorization ID does not have the privilege to perform the access to the PLAN_TABLE.

- <V1> is the collection ID and package name or the plan name.
- <V2> is the authorization ID.

User response

See your system programmer to get authorization.

**FPEY0368I LOCATION CANNOT BE
DETERMINED UNTIL EXECUTION
TIME - PACKAGE IGNORED**

Explanation

The *PACKAGES(YES)* specification on the EXPLAIN PLAN request has been ignored.

User response

None.

**FPEY0370I PACKAGE <V1>.<V2>.<V3> NOT
BOUND WITH EXPLAIN OPTION**

Explanation

The package specified in an EXPLAIN PACKAGE request was not bound with the *EXPLAIN(YES)* bind option. The statement is ignored, and processing continues with the next Explain request.

- <V1> is the collection ID.
- <V2> is the package ID.
- <V3> is the version ID.

User response

None.

**FPEY0372I THIS REQUEST WILL RESULT
IN <V1> PACKAGES WITH A
TOTAL OF <V2> SQL STATEMENTS
(INCLUDING NON-EXPLAINABLE)**

Explanation

The package statement you have specified will result in Explain of more than one package with a total of more than 300 SQL statements (counting both explainable and non-explainable). If this is what you require, the request should be reissued with the *FORCE(YES)* subparameter specified. The statement is ignored, and processing continues with the next Explain request.

- <V1> is the number of packages.
- <V2> is the number of SQL statements.

User response

None.

FPEY0374I NO PACKAGES FOUND FOR: <V1>

Explanation

No packages were found in SYSIBM.SYSPACKAGE that would satisfy the input specification. The statement is ignored, and processing continues with the next Explain request.

- <V1> is the input specification.

User response

None.

FPEY0376I NO PACKAGES FOUND FOR PLAN <V1>. MATCHING PACKAGE <V3>.<V4>.<V2> SPECIFIED IN SYSPACKLIST

Explanation

No packages were found in SYSIBM.SYSPACKAGE for the specified plan. The statement is ignored, and processing continues with the next Explain request.

- <V1> is the plan.
- <V2> is the location ID.
- <V3> is the collection ID.
- <V4> is the package ID.

User response

None.

FPEY0378I PACKAGE <V1>.<V2>.<V3> HAS NO ROWS IN SYSIBM.SYSPACKSTMT

Explanation

No rows were found in SYSIBM.SYSPACKSTMT for the specified package in the specified collection. The statement is ignored, and processing continues with the next Explain request.

- <V1> is the collection ID.
- <V2> is the package ID.
- <V3> is the version ID.

User response

None.

FPEY0380I QMF QUERY <V1>.<V2> DOES NOT EXIST - REQUEST IGNORED

Explanation

A QMF query name specified in an EXPLAIN QMFQUERY request does not exist. If the OMEGAMON XE for DB2 PE Explain submitter is not the owner of the query, the query name must be prefixed with the authorization ID, like "AUTHID.QNAME". The statement is ignored, and processing continues with the next Explain request.

- <V1> is the authorization ID.
- <V2> is the query name.

User response

Verify that the query name is spelled correctly.

FPEY0382I QMF OBJECT <V1>.<V2> IS A <V3> AND NOT A QUERY - REQUEST IGNORED

Explanation

The QMF object specified as the query name is not a query. The statement is ignored, and processing continues with the next Explain request.

- <V1> is the authorization ID.
- <V2> is the query name.
- <V3> is either a *PROC* or a *FORM*.

User response

None.

FPEY0384I QUERY <V1>.<V2> IS A <V3> QUERY, MUST BE SQL - REQUEST IGNORED

Explanation

The QMF query specified as the query name is not an SQL query. The statement is ignored, and processing continues with the next Explain request.

- <V1> is the authorization ID.
- <V2> is the query name.
- <V3> is either *QBE* or *PROMPTED*.

User response

None.

FPEY0386I QMF QUERY <V1> IS RESTRICTED TO OWNER - REQUEST IGNORED

Explanation

The QMF query specified as the query name can only be explained by its owner. The statement is ignored, and processing continues with the next Explain request.

- <V1> is the specified QMF query.

User response

To explain a QMF query created by a different authorization ID, the query must be saved with the *SHARE=YES* parameter.

FPEY0388I END OF QMF QUERY NOT FOUND - REQUEST IGNORED

Explanation

The QMF statement was found to be larger than 32KB. Either the QMF query is more than 409 lines or the end-of-statement marker was not found. In either case, the request is ignored, and processing continues with the next Explain request.

User response

None.

FPEY0500W PREPARE OF <V1> FAILED. SQL CODE: <V2>

Explanation

A prepare statement failed during preparing a select statement for <V1>. A formatted print of the SQLCA and an error message are provided.

- <V1> is the object of the select statement.
- <V2> is the SQL code.

User response

Check the SQL code and follow the instructions given in *DB2 Messages and Codes* (or in the corresponding manual of the DB2 version you have installed).

FPEY0501I <V1>.PLAN_TABLE DOES NOT EXIST

Explanation

None.

- <V1> is the authorization ID.

User response

None.

FPEY0502I PLAN <V1> BOUND WITH * PACKLIST BIND OPTION. PACKAGES SHOWN MAY NOT BE USED IN PLAN

Explanation

Since the *PACKLIST* bind option contained a wildcard specification when the plan was bound, DB2 will not determine the packages to be used until runtime. OMEGAMON XE for DB2 PE Explain may report on all eligible packages, not just those used by the plan.

- <V1> is the plan.

User response

None.

FPEY0504W DECLARE OF <V1> FAILED. SQL CODE: <V2>

Explanation

A declare statement failed during declaring the program cursor. A formatted print of the SQLCA and an error message are provided.

- <V1> is the program cursor.
- <V2> is the SQL code.

User response

Check the SQL code and follow the instructions given in *DB2 Messages and Codes* (or in the corresponding manual of the DB2 version you have installed).

FPEY0508W OPEN OF <V1> FAILED. SQL CODE: <V2>

Explanation

An open statement failed during opening the program cursor. A formatted print of the SQLCA and an error message are provided.

- <V1> is the program cursor.
- <V2> is the SQL code.

User response

Check the SQL code and follow the instructions given in *DB2 Messages and Codes* (or in the corresponding manual of the DB2 version you have installed).

FPEY0509W FUNCTION STEP <V1> FOR TABLE <V2> FAILED. SQL CODE <V3>

Explanation

An SQL statement failed. A formatted print of the SQLCA and an error message are provided.

- <V1> is the function step keyword:

STORAGE

No storage is available for the table row

SELECT

SQL SELECT statement failed

SELECT COUNT

SQL SELECT COUNT statement failed

INSERT

SQL INSERT statement failed

PROGERR

Internal program error.

- <V2> is the table name.
- <V3> is the SQL code.

User response

Check the SQL code and follow the instructions given in *DB2 Messages and Codes* (or in the corresponding manual of the DB2 version you have installed).

**FPEY0510W FUNCTION STEP <V1> FOR
CURSOR <V2> WITH TABLE
<V3>FAILED. SQL CODE <V4>**

Explanation

An SQL statement failed. A formatted print of the SQLCA and an error message are provided.

- <V1> is the function step keyword:

STORAGE

No storage is available for the table row

OPEN

SQL OPEN CURSOR statement failed

FETCH

SQL FETCH CURSOR statement failed

CLOSE

SQL CLOSE CURSOR statement failed

PROGERR

Internal program error.

- <V2> is the cursor name.
- <V3> is the table name.
- <V4> is the SQL code.

User response

Check the SQL code and follow the instructions given in *DB2 Messages and Codes* (or in the corresponding manual of the DB2 version you have installed).

**FPEY0514W CURRENT SQLID COULD NOT
BE OBTAINED, WILL USE
AUTHORIZATION ID: <V1>**

Explanation

The OMEGAMON XE for DB2 PE Explain function could not select the current SQLID (secondary authorization ID). The program continues using the primary authorization ID. A formatted print of the SQLCA and an error message are provided.

- <V1> is the primary authorization ID.

User response

None.

**FPEY0515E CURRENT DEGREE <V1> COULD
NOT BE OBTAINED**

Explanation

The OMEGAMON XE for DB2 PE Explain function could not set the current degree specified in the EXPLAIN command. A formatted printout of the SQLCA is produced.

- <V1> is the degree specified in the command.

User response

See *DB2 Messages and Codes* for a description of the SQL code.

**FPEY0520W OPEN OF C_KEYS FAILED. SQL
CODE: <V1>**

Explanation

An error was detected during opening a cursor for SYSIBM.SYSKEYS joined with SYSIBM.SYSINDEXES. OMEGAMON XE for DB2 PE Explain continues with the current request, after printing the formatted SQLCA and the error message.

- <V1> is the SQL code.

User response

See *DB2 Messages and Codes* (or the corresponding manual of the DB2 version you have installed) for a description of the SQL code.

**FPEY0522W FETCH OF C_KEYS FAILED. SQL
CODE: <V1>**

Explanation

An error was detected during fetch from SYSIBM.SYSKEYS joined with SYSIBM.SYSINDEXES. OMEGAMON XE for DB2 PE Explain continues with the current request, after printing the formatted SQLCA and the error message.

- <V1> is the SQL code.

User response

See *DB2 Messages and Codes* (or the corresponding manual of the DB2 version you have installed) for a description of the SQL code.

**FPEY0524W OPEN OF C_IXCOL FAILED. SQL
CODE: <V1>**

Explanation

An error was detected during opening a cursor for SYSIBM.SYSKEYS joined with SYSIBM.SYSINDEXES and SYSIBM.SYSTABLES. OMEGAMON XE for DB2

PE Explain continues with the current request, after printing the formatted SQLCA and the error message.

- <V1> is the SQL code.

User response

See *DB2 Messages and Codes* (or the corresponding manual of the DB2 version you have installed) for a description of the SQL code.

FPEY0526W FETCH OF C_I_XCOL FAILED. SQL CODE: <V1>

Explanation

An error was detected during fetch from SYSIBM.SYSKEYS joined with SYSIBM.SYSINDEXES and SYSIBM.SYSTABLES. OMEGAMON XE for DB2 PE Explain continues with the current request, after printing the formatted SQLCA and the error message.

- <V1> is the SQL code.

User response

See *DB2 Messages and Codes* (or the corresponding manual of the DB2 version you have installed) for a description of the SQL code.

FPEY0528W OPEN OF C_STMT FAILED. SQL CODE: <V1>

Explanation

An error was detected during opening a cursor for SYSIBM.SYSSTMT. A formatted print of the SQLCA and an error message are provided. Processing of the current request is stopped and continues with the next Explain request.

- <V1> is the SQL code.

User response

None.

FPEY0530W FETCH OF C_STMT FAILED. SQL CODE: <V1>

Explanation

An error was detected during a fetch from SYSIBM.SYSSTMT. A formatted print of the SQLCA and an error message are provided.

- <V1> is the SQL code.

User response

None.

FPEY0536W EXPLAIN OF A REMOTE OBJECT IS NOT ALLOWED. SQL CODE: <V1>

Explanation

An immediate EXPLAIN statement failed, because the statement being explained contained a table located in another DB2 system. The EXPLAIN statement may only contain local objects. Processing continues with the next Explain request.

- <V1> is the SQL code.

User response

See *DB2 Messages and Codes* (or the corresponding manual of the DB2 version you have installed) for a description of the SQL code.

FPEY0538W EXPLAIN OF SUPPLIED SQL-STATEMENT FAILED. SQL CODE: <V1>

Explanation

An immediate EXPLAIN statement failed. A formatted print of the SQLCA and an error message are provided together with the statement to be explained. Processing continues with the next Explain request.

- <V1> is the SQL code.

User response

See *DB2 Messages and Codes* (or the corresponding manual of the DB2 version you have installed) for a description of the SQL code.

FPEY0540W TABLE SPACE <V1>.<V2> NOT FOUND IN SYSIBM.SYSTABLESPACE. SQL CODE: <V3>

Explanation

The listed table space could not be found in SYSIBM.SYSTABLESPACE.

- <V1> is the database name.
- <V2> is the table space name.
- <V3> is the SQL code.

User response

See *DB2 Messages and Codes* (or the corresponding manual of the DB2 version you have installed) for a description of the SQL code.

FPEY0542W **TABLE <V1>.<V2> NOT FOUND IN
SYSIBM.SYSTABLES. SQL CODE:
<V3>**

Explanation

The listed table could not be found in SYSIBM.SYSTABLES.

- <V1> is the authorization ID.
- <V2> is the table name.
- <V3> is the SQL code.

User response

See *DB2 Messages and Codes* (or the corresponding manual of the DB2 version you have installed) for a description of the SQL code.

FPEY0544W **COLUMN <V1> NOT FETCHED
FROM SYSIBM.SYSCOLUMNS. SQL
CODE: <V2>**

Explanation

The listed table could not be found in SYSIBM.SYSCOLUMNS. For other SQL codes, OMEGAMON XE for DB2 PE Explain continues with the current request, after printing the formatted SQLCA and the error message.

- <V1> is the column name.
- <V2> is the SQL code.

User response

See *DB2 Messages and Codes* (or the corresponding manual of the DB2 version you have installed) for a description of the SQL code.

FPEY0546W **INDEX <V1>.<V2> NOT FOUND
FROM SYSIBM.SYSINDEXES. SQL
CODE: <V3>**

Explanation

The listed index could not be found in SYSIBM.SYSINDEXES. A formatted print of the SQLCA and an error message are provided.

- <V1> is the authorization ID.
- <V2> is the index name.
- <V3> is the SQL code.

User response

See *DB2 Messages and Codes* (or the corresponding manual of the DB2 version you have installed) for a description of the SQL code.

FPEY0548W **PLAN <V1> NOT FOUND IN
SYSIBM.SYSPLAN. SQL CODE:
<V2>**

Explanation

The listed plan could not be found in SYSIBM.SYSPLAN.

- <V1> is the plan name.
- <V2> is the SQL code.

User response

See *DB2 Messages and Codes* (or the corresponding manual of the DB2 version you have installed) for a description of the SQL code.

FPEY0554W **DATABASE <V1>.<V2> NOT FOUND
IN SYSIBM.SYSDATABASE. SQL
CODE: <V3>**

Explanation

The listed database could not be found in SYSIBM.SYSDATABASE.

- <V1> is the authorization ID.
- <V2> is the database name.
- <V3> is the SQL code.

User response

See *DB2 Messages and Codes* (or the corresponding manual of the DB2 version you have installed) for a description of the SQL code.

FPEY0560W **OPEN OF C_TSKEYS FAILED. SQL
CODE: <V1>**

Explanation

An error was detected during opening a cursor for SYSIBM.SYSKEYS. OMEGAMON XE for DB2 PE Explain continues with the current request, after printing the formatted SQLCA and the error message.

- <V1> is the SQL code.

User response

See *DB2 Messages and Codes* (or the corresponding manual of the DB2 version you have installed) for a description of the SQL code.

**FPEY0580W UNAUTHORIZED ACCESS TO THE
Q.OBJECT_DIRECTORY TABLE -
REQUEST IGNORED**

Explanation

The user has specified an input record with an EXPLAIN QMFQUERY request. The plan does not have select authorization to the Q.OBJECT_DIRECTORY table and returns an SQL code of either -551 or -552. Processing continues with the next Explain request.

User response

None.

**FPEY0582W UNAUTHORIZED ACCESS TO THE
Q.OBJECT_DATA TABLE - REQUEST
IGNORED**

Explanation

The user has specified an input record with an EXPLAIN QMFQUERY request. The plan does not have select authorization to the Q.OBJECT_DATA table and returns an SQL code of either -551 or -552. Processing continues with the next Explain request.

User response

None.

**FPEY0584W ACCESS TO THE TABLE
Q.OBJECT_DIRECTORY FAILED.
SQL CODE: <V1>**

Explanation

The user has specified an input record with an EXPLAIN QMFQUERY request. The plan does not have proper authorization to the Q.OBJECT_DIRECTORY table. A formatted print of the SQLCA and an error message is provided.

- <V1> is the SQL code.

User response

See *DB2 Messages and Codes* (or the corresponding manual of the DB2 version you have installed) for a description of the SQL code.

**FPEY0586W ACCESS TO THE TABLE
Q.OBJECT_DATA FAILED. SQL
CODE: <V1>**

Explanation

The user has specified an input record with an EXPLAIN QMFQUERY request. The plan does not have

proper authorization to the Q.OBJECT_DATA table. A formatted print of the SQLCA and an error message are provided. Processing continues with the next Explain request.

- <V1> is the SQL code.

User response

See *DB2 Messages and Codes* (or the corresponding manual of the DB2 version you have installed) for a description of the SQL code.

**FPEY0587W QMF QUERY EXCEEDS LIMIT OF 32
KB LENGTH, QUERY TRUNCATED**

Explanation

You wanted to explain a QMF query that exceeds the 32 KB work area.

User response

If the query contains many comments, remove them and try again.

**FPEY0600W THE EXPLAIN TABLE
<V1>.PLAN_TABLE WAS NOT
CREATED. SQL CODE: <V2>**

Explanation

An attempt to create a PLAN_TABLE failed. The reason is that the CREATETAB authorization is missing. A formatted print of the SQLCA and an error message are provided. Processing is terminated.

- <V1> is the authorization ID.
- <V2> is the SQL code.

User response

See *DB2 Messages and Codes* (or the corresponding manual of the DB2 version you have installed) for a description of the SQL code.

**FPEY0602W ADDITION OF THREE V2R2
COLUMNS TO <V1>.PLAN_TABLE
FAILED. SQL CODE: <V2>**

Explanation

An attempt was made to ALTER the three columns PREFETCH, COLUMN_FN_EVAL, and MIXOPSEQ to the user's existing PLAN_TABLE. One or more of the three ALTER statements failed.

- <V1> is the authorization ID.
- <V2> is the SQL code.

User response

None.

**FPEY0605W ADDITION OF FOUR V3 COLUMNS
TO <V1>.PLAN_TABLE FAILED.
SQL CODE: <V2>**

Explanation

An attempt was made to ALTER the four columns ACCESS_DEGREE, ACCESS_PGROUP_ID, JOIN_DEGREE, and JOIN_PGROUP_ID to the user's existing PLAN_TABLE. One or more of the four ALTER statements failed.

- <V1> is the authorization ID.
- <V2> is the SQL code.

User response

None.

**FPEY0606W PLAN_TABLE IS NOT COMPATIBLE
WITH DB2 REL <V1>. SQL CODE:
<V2>**

Explanation

The format of the PLAN_TABLE is not compatible with the current release of DB2.

- <V1> is the DB2 version.
- <V2> is the SQL code.

User response

Check the number of columns in your PLAN_TABLE to determine what level of PLAN_TABLE exists, and correct as necessary before executing OMEGAMON XE for DB2 PE Explain.

**FPEY0607E PLAN_TABLE BELONGING TO
PLAN OR PACKAGE OWNER IS
NOT SUPPORTED BY DB2 PE**

Explanation

The PLAN_TABLE to be accessed is checked against the used DB2 version for validity. If the PLAN_TABLE fits a prior DB2 version, it is adapted to the currently used version of DB2. In this case the PLAN_TABLE may not have the right number of columns for the DB2 versions supported by DB2 PE. Thus, OMEGAMON XE for DB2 PE cannot alter the PLAN_TABLE to support the currently active DB2 version.

User response

Ask your system administrator to correct the PLAN_TABLE. If necessary, new columns must be added.

**FPEY0608W ADDITION OF NINE V41 COLUMNS
TO <V1>.PLAN_TABLE FAILED.
SQL CODE: <V2>**

Explanation

An attempt was made to ALTER the nine columns SORTC_PGROUP_ID, SORTN_PGROUP_ID, PARALLELISM_MODE, MERGE_JOIN_COLS, CORRELATION_NAME, PAGE_RANGE, JOIN_TYPE, GROUP_MEMBER, IBM_SERVICE_DATA to the user's existing PLAN_TABLE. One or more of the nine ALTER statements failed.

- <V1> is the authorization ID.
- <V2> is the SQL code.

User response

Ask your system administrator to correct the PLAN_TABLE. If necessary, new columns must be added.

**FPEY0609W ADDITION OF ONE V5 COLUMN TO
<V1>.PLAN_TABLE FAILED. SQL
CODE: <V2>**

Explanation

An attempt was made to ALTER the column WHEN_OPTIMIZE to the user's existing PLAN_TABLE. The ALTER statement failed.

- <V1> is the authorization ID.
- <V2> is the SQL code.

User response

Ask your system administrator to correct the PLAN_TABLE. If necessary, new columns must be added.

**FPEY0612W ADDITION OF LAST COLUMN <V1>
TO <V2>.PLAN_TABLE IN STEP
<V3>FAILED. SQL CODE <V4>**

Explanation

An SQL statement failed. A formatted print of the SQLCA and an error message are provided.

- <V1> is the column name.
- <V2> is the authorization ID.

- <V3> is the function step keyword:

ALTER TABLE

SQL ALTER TABLE statement failed

COMMENT ON

SQL COMMENT ON statement failed

COMMIT

SQL COMMIT statement failed

PROGERR

Internal program error.

- <V4> is the SQL code.

User response

Check the SQL code and follow the instructions given in *DB2 Messages and Codes* (or in the corresponding manual of the DB2 version you have installed).

**FPEY0613W ALTERATION OF LAST COLUMN
<V1> FOR <V2>, PLAN_TABLE IN
STEP <V3>FAILED. SQL CODE
<V4>**

Explanation

An SQL statement failed. A formatted print of the SQLCA and an error message are provided.

- <V1> is the column name.
- <V2> is the authorization ID.
- <V3> is the function step keyword:

ALTER TABLE

SQL ALTER TABLE statement failed

COMMENT ON

SQL COMMENT ON statement failed

COMMIT

SQL COMMIT statement failed

PROGERR

Internal program error.

- <V4> is the SQL code.

User response

Check the SQL code and follow the instructions given in *DB2 Messages and Codes* (or in the corresponding manual of the DB2 version you have installed).

**FPEY0636W OPEN OF C_EEEPL FAILED. SQL
CODE: <V1>**

Explanation

An error was detected during opening a cursor for binder.DGO_DGOPLAN. Printing of plan history information is stopped. Normal processing continues.

- <V1> is the SQL code.

User response

See *DB2 Messages and Codes* (or the corresponding manual of the DB2 version you have installed) for a description of the SQL code.

**FPEY0638W OPEN OF C_EEED2 FAILED. SQL
CODE: <V1>**

Explanation

An error was detected during opening a cursor for binder.DGO_DGODBRM. Printing of DBRM information is stopped. Normal processing continues.

- <V1> is the SQL code.

User response

See *DB2 Messages and Codes* (or the corresponding manual of the DB2 version you have installed) for a description of the SQL code.

**FPEY0642W SELECT FROM DGO_DGOPLAN
FAILED. SQL CODE: <V1>**

Explanation

An error was detected when selecting a row from binder.DGO_DGOPLAN. Saving plan information is stopped. Normal processing continues.

- <V1> is the SQL code.

User response

See *DB2 Messages and Codes* (or the corresponding manual of the DB2 version you have installed) for a description of the SQL code.

**FPEY0644W OPEN OF C_EEED1 FAILED. SQL
CODE: <V1>**

Explanation

An error was detected during opening a cursor for binder.DGO_DGODBRM. Saving of DBRM information is stopped. Normal processing continues.

- <V1> is the SQL code.

User response

See *DB2 Messages and Codes* (or the corresponding manual of the DB2 version you have installed) for a description of the SQL code.

**FPEY0646W FETCH OF C_EEED1 FAILED. SQL
CODE: <V1>**

Explanation

An error was detected during opening a cursor for binder.DGO_DGODBRM. Saving of DBRM information is stopped. Normal processing continues.

- <V1> is the SQL code.

User response

See *DB2 Messages and Codes* (or the corresponding manual of the DB2 version you have installed) for a description of the SQL code.

FPEY0704W	SELECT FROM SYSIBM.SYSPACKLIST FAILED. SQL CODE: <V1>
------------------	--

Explanation

An error was detected during a select from SYSIBM.SYSPACKLIST. Processing continues with the current request, after printing the formatted SQLCA and the error message.

- <V1> is the SQL code.

User response

See *DB2 Messages and Codes* (or the corresponding manual of the DB2 version you have installed) for a description of the SQL code.

FPEY0706W	OPEN OF C_PACKAGES_NAVN FAILED. SQL CODE: <V1>
------------------	---

Explanation

An error was detected during opening a cursor for SYSIBM.SYSPACKAGE. Processing continues with the current request, after printing the formatted SQLCA and the error message.

- <V1> is the SQL code.

User response

See *DB2 Messages and Codes* (or the corresponding manual of the DB2 version you have installed) for a description of the SQL code.

FPEY0708W	OPEN OF C_PACKAGES FAILED. SQL CODE: <V1>
------------------	--

Explanation

An error was detected during opening a cursor for SYSIBM.SYSPACKAGE. Processing continues with the current request, after printing the formatted SQLCA and the error message.

- <V1> is the SQL code.

User response

See *DB2 Messages and Codes* (or the corresponding manual of the DB2 version you have installed) for a description of the SQL code.

FPEY0709W	SELECT AGAINST SYSPACKAGE FAILED FOR PACKAGE <V1> .<V2>. (<V3>). SQLCODE: <V4>
------------------	---

Explanation

OMEGAMON XE for DB2 PE could not access SYSIBM.SYSPACKAGE.

- <V1> is the collection ID.
- <V2> is the package ID.
- <V3> is the version ID.
- <V4> is the SQL code.

User response

See *DB2 Messages and Codes* (or the corresponding manual of the DB2 version you have installed) for a description of the SQL code.

FPEY0710W	OPEN OF C_PACK_STMT FAILED. SQL CODE: <V1>
------------------	---

Explanation

An error was detected during opening a cursor for SYSIBM.SYSPACKSTMT. Processing continues with the current request, after printing the formatted SQLCA and the error message.

- <V1> is the SQL code.

User response

See *DB2 Messages and Codes* (or the corresponding manual of the DB2 version you have installed) for a description of the SQL code.

FPEY0712W	FETCH FROM C_PACK_STMT FAILED. SQL CODE: <V1>
------------------	--

Explanation

An error was detected during fetching a row from SYSIBM.SYSPACKSTMT. Processing continues with the current request, after printing the formatted SQLCA and the error message.

- <V1> is the SQL code.

User response

See *DB2 Messages and Codes* (or the corresponding manual of the DB2 version you have installed) for a description of the SQL code.

FPEY0714W OPEN OF C_SYSPACK_STMT FAILED. SQL CODE: <V1>

Explanation

An error was detected during opening a cursor for SYSIBM.SYSPACKSTMT. Processing continues with the current request, after printing the formatted SQLCA and the error message.

- <V1> is the SQL code.

User response

See *DB2 Messages and Codes* (or the corresponding manual of the DB2 version you have installed) for a description of the SQL code.

FPEY0720W CURRENT SERVER NAME COULD NOT BE ACQUIRED. SQL CODE: <V1>

Explanation

An error was detected during selecting the CURRENT SERVER special register. Processing continues using 16 blanks as the current server identification.

- <V1> is the SQL code.

User response

See *DB2 Messages and Codes* (or the corresponding manual of the DB2 version you have installed) for a description of the SQL code.

FPEY0722W CONNECT RESET FAILED. SQL CODE: <V1>

Explanation

None.

- <V1> is the SQL code.

User response

See *DB2 Messages and Codes* (or the corresponding manual of the DB2 version you have installed) for a description of the SQL code.

FPEY0724W CONNECT TO <V1> FAILED (NON-CONNECTABLE STATE). SQL CODE: -752

Explanation

None.

- <V1> is the server.

User response

See *DB2 Messages and Codes* (or the corresponding manual of the DB2 version you have installed) for a description of the SQL code.

FPEY0726W CONNECT TO <V1> FAILED (SERVER NAME NOT KNOWN). SQL CODE: -950

Explanation

None.

- <V1> is the server.

User response

See *DB2 Messages and Codes* (or the corresponding manual of the DB2 version you have installed) for a description of the SQL code.

FPEY0728W CONNECT TO <V1> FAILED. SQL CODE: <V2>

Explanation

None.

- <V1> is the server.
- <V2> is the SQL code.

User response

See *DB2 Messages and Codes* (or the corresponding manual of the DB2 version you have installed) for a description of the SQL code.

FPEY8001W CANNOT ACCESS SYSDBRM FOR <V1> IN <V2>. SQL CODE: <V3>

Explanation

None.

- <V1> is the DBRM name.
- <V2> is the plan name.
- <V3> is the SQL code.

User response

See *DB2 Messages and Codes* (or the corresponding manual of the DB2 version you have installed) for a description of the SQL code.

Chapter 26. FPEZ - Migrate/Convert function messages

**FPEZ1000E INPUT PARAMETER IS AN
INVALID REQUEST**

Explanation

A parameter other than MIGRATE or CONVERT was requested.

User response

Use either MIGRATE or CONVERT.

FPEZ1001I <V1> HAS BEEN REQUESTED

Explanation

MIGRATE or CONVERT has been requested.

- <V1> can be either MIGRATE or CONVERT.

User response

None.

**FPEZ1002E UNABLE TO OPEN INPUT FILE.
PROCESSING TERMINATED**

Explanation

An error occurred attempting to open the input file.

User response

Check that the input file exists or is in the correct format.

**FPEZ1003E UNABLE TO READ INPUT FILE. RC
<V1>, REASON <V2>**

Explanation

An error occurred attempting to read the input file.

- <V1> is the return code.
- <V2> is the reason code.

User response

See the VSAM documentation.

**FPEZ1004E INPUT FILE IS NOT A
RECOGNIZED ACCOUNTING OR
STATISTICS SAVE FILE**

Explanation

None.

User response

Use a valid Accounting Save data set or Statistics Save data set.

**FPEZ1005E MIGRATE WAS REQUESTED BUT
THE FORMAT OF THE INPUT SAVE
FILE IS NOT SUPPORTED BY THIS
PRODUCT RELEASE.**

Explanation

The input file is a Save data set that cannot be migrated with this release.

User response

Use only Save data sets of the last and next-to-last releases as input for the save-file utility MIGRATE function.

**FPEZ1006E CONVERT WAS REQUESTED BUT
THE INPUT FILE IS NOT A
CURRENT VERSION SAVE FILE**

Explanation

The input file is a Save data set that is not compatible with this release. Save data sets from earlier versions must be migrated by the save-file utility MIGRATE function before being converted.

User response

Use only Save data sets of the current release or of the last and next-to-last releases that have been migrated as input for the save-file CONVERT function.

**FPEZ1007E UNABLE TO OPEN OUTPUT FILE.
PROCESSING TERMINATED**

Explanation

An error occurred attempting to open the output file.

User response

Check that the output file has been allocated correctly.

FPEZ1008I <V1> <V2> HAS STARTED

Explanation

The accounting or statistics migrate function or convert function has started.

- <V1> is accounting or statistics.
- <V2> is the migrate or convert function.

User response

None.

FPEZ1009E UNABLE TO WRITE TO OUTPUT FILE. RC <V1>, REASON <V2>

Explanation

An error occurred attempting to write to the output file.

- <V1> is the return code.
- <V2> is the reason code.

User response

See the VSAM documentation.

FPEZ1010I <V1> <V2> HAS FINISHED

Explanation

The accounting or statistics migrate function or convert function has finished.

- <V1> is accounting or statistics.
- <V2> is the migrate or convert function.

User response

None.

FPEZ1011I RECORDS IN: <V1>. RECORDS OUT: <V2>

Explanation

This message shows the number of input records processed and the number of records written to the output file.

- <V1> is the number of input records.
- <V2> is the number of output records.

User response

None.

FPEZ1014E A DUPLICATE KEY WAS ENCOUNTERED IN THE OUTPUT FILE. THE FILE SHOULD BE EMPTY

Explanation

This message shows the number of input records processed and the number of records that are written to the output file.

- <V1> is the number of input records.
- <V2> is the number of output records.

User response

None.

FPEZ1015E INVALID FORMAT OF SAVE INPUT FILE. PROCESSING TERMINATED

Explanation

The SAVE file contains an invalid structure and could not be migrated.

User response

None.

FPEZ1016E SAVE INPUT FILE COMES FROM VERSION <V1>

Explanation

This informational message indicates the underlying save file product version (520 or 530).

User response

None.

Chapter 27. KDP - Tivoli Enterprise Monitoring Agent (TEMA) for DB2 messages

In the following error messages from KDPAnn01E to KDPAnn10I, nn represents one of the plex level agents in the range of p0 through pd. nn identifies the unique error message number.

KDPAnn01E Node header is not available.

Explanation

The plex level agent cannot find the storage area of the nodes that are registered at the TEMS. The control block address contains a NULL value. Therefore it cannot be used.

System action

The requested data cannot be retrieved.

User response

Contact IBM support to report this problem.

KDPAnn02E Cannot resolve the global area address.

Explanation

The plex level agent cannot find the storage area of a global control block that contains information that is required by the table code. The address of the control block contains a NULL value. Therefore it cannot be used.

System action

The requested data cannot be retrieved.

User response

Contact IBM support to report this problem.

KDPAnn03E Error %d from Init_HUB.

Explanation

The connection to the HUB stopped. It cannot be reconnected.

System action

The requested data cannot be retrieved.

User response

Contact IBM support to report this problem.

KDPAnn04E Cannot obtain SQLInterface storage for %s.

Explanation

The storage area to be used to run SQL requests with the TEMS HUB cannot be allocated.

System action

The requested data cannot be retrieved.

User response

There might be a storage constraint on the started task. You can adjust the limit statements in the KD5SYSIN parameter or in the KDSSYSIN parameter. If the problem persists after a restart, contact IBM Support.

KDPAnn05E Error %d occurred when creating an access plan.

Explanation

An SQL request failed. An internal error occurred when creating an access plan.

System action

The requested data cannot be retrieved.

User response

Contact IBM support to report this problem.

KDPAnn06E Error %d occurred when creating a Create Request.

Explanation

An SQL request failed. An internal error occurred when creating a Create request.

System action

The requested data cannot be retrieved.

User response

Contact IBM support to report this problem.

KDPAnn07E Cannot locate Input SQLDA.

Explanation

The SQL statement for obtaining the SQL structure that is used to define input parameters failed.

System action

The requested data cannot be retrieved.

User response

Contact IBM support to report this problem.

**KDPAnn08E Error %d occurred when creating
an Open Request.**

Explanation

The SQL request failed. The return code in this error message indicates the failure type.

System action

The requested data cannot be retrieved.

User response

Contact IBM support to report this problem.

KDPAnn09E Cannot locate Output SQLDA.

Explanation

In the SQL interface, the SQLDA output area is missing. The SQLDA output area is required to map the data that is returned by other agents.

System action

The requested data cannot be retrieved.

User response

Contact IBM support to report this problem.

KDPAnn10I Cannot detect DB2 systems online.

Explanation

Currently, no DB2 systems are monitored.

System action

No data is returned for this request.

User response

Verify that the DB2 systems are running and that on each LPAR the KDPAGENTS are monitoring the systems. If at startup time the plex level agent started prior to the KDPAGENTS, online nodes cannot be detected. Wait a minute before restarting the request. If the problem persists, contact IBM Support to report the problem.

**KDPAP01I Connect failed DB2 <ssid>
RC=nnnnnnnn RSN=nnnnnnnn**

Explanation

D5API could not establish the connection to the required DB2 instance in the OMPE server.

System action

Connection request is aborted. Possible causes are:

- The OMPE server is down
- The DB2 instance is terminated from the OMPE server

User response

None.

**KDPAP02I Disconnect failed DB2 <ssid>
RC=nnnnnnnn**

Explanation

D5API disconnect request failed. Possible causes are OMPE server is down or the DB2 instance is terminated from OMPE server.

System action

Disconnect request is aborted.

User response

None.

**KDPAP03E <ssid> table %%%%%%%%%% -
Collection timed out. RC=20**

Explanation

D5API collection request for table %%%%%%%%%% % could not complete because another collection request is still actively holding the resource. This usually indicates the active data collection took too long to complete causing the current collection request to fail.

System action

D5API collect request is aborted.

User response

Contact IBM support.

KDPAP04I DB2 <ssid> table %%%%%%%%% -
D5API connection lost. RC=16

Explanation

D5API could not complete the table collection because the connection is terminated.

System action

Collect request is aborted.

User response

None.

KDPAP05E Mutex init failed rc nnnn

Explanation

D5API resource control initialization failed.

System action

D5API request is aborted.

User response

Contact IBM support.

KDPAP06E Mutex trylock failed rc nnnn

Explanation

D5API connection request is unable to get hold of the resource.

System action

D5API connection request is aborted.

User response

None.

KDPAP07E Mutex unlock failed rc nnnn

Explanation

D5API resource control release request failed.

System action

D5API connection request is aborted.

User response

None.

KDPAT001 DPDC GLOBAL VECTOR TABLE NOT
FOUND

Explanation

The global vector table has not been allocated, indicating that the KDPBGV routine failed to properly initialize the environment.

System action

None.

User response

Look for previous messages for an indication as to what failed. Contact IBM support.

KDPAT007 DPDC COLLECTOR WAS
NOT ATTACHED FOR DB2
dbid. R0(xxxxxxxx) R1(xxxxxxxx)
R15(xxxxxxxx)

Explanation

The attempt failed to attach a new TCB for the KDPCOL00 module. Register 15 contains the error code from the attach request.

System action

None.

User response

Contact IBM support.

KDPAU00I DB2PLEX AUTODISCOVERY
STARTED

Explanation

This is an informational message.

System action

None.

User response

None.

**KDPAU01F AUTODISCOVERY INITIALIZATION
 FAILED****Explanation**

OMEGAMON XE for DB2 could not recognize the DB2 subsystems that are currently online.

System action

None.

User response

Contact IBM support. Until a solution is found, you can use the Configuration Tool (formerly ICAT) to disable auto-discovery and manually identify the DB2 systems.

Explanation

OMEGAMON XE for DB2 could not recognize the DB2 subsystems that are currently online.

System action

None.

User response

Contact IBM support. Until a solution is found, you can use the Configuration Tool (formerly ICAT) to disable auto-discovery and manually identify the DB2 systems.

**KDPAU02E MULTIPLE IPDC AUTODISCOVERY
 COMMANDS ISSUED****Explanation**

The auto-discovery command executed more than once.

System action

None.

User response

Check the RKANCMD file to ensure that only one AUTODISCOVER command is specified. Remove the extra commands.

**KDPAU05F RESOURCE LOCK ERROR
 ERRNO=nnnn****Explanation**

A logic error is preventing the acquisition of a lock.

System action**User response**

Contact IBM support. Until a solution is found, you can use the Configuration Tool (formerly ICAT) to disable auto-discovery and manually identify the DB2 systems.

**KDPAU03F UNABLE TO CREATE LOGICAL
 RESOURCE****Explanation**

OMEGAMON XE for DB2 could not recognize the DB2 subsystems that are currently online.

System action

None.

User response

Contact IBM support. Until a solution is found, you can use the Configuration Tool (formerly ICAT) to disable auto-discovery and manually identify the DB2 systems.

**KDPAU10F CONTROL BLOCK ALLOCATION
 FAILED****Explanation**

Insufficient storage for this function. Either not enough storage is available for the started task or some type of storage overlay is preventing the allocation.

System action

None.

User response

Contact IBM support. Until a solution is found, you can use the Configuration Tool (formerly ICAT) to disable auto-discovery and manually identify the DB2 systems.

**KDPAU04F UNABLE TO ACQUIRE LOGICAL
 RESOURCE****Explanation**

This is an internal error.

System action

None.

User response

Contact IBM support. Until a solution is found, you can use the Configuration Tool (formerly ICAT) to disable auto-discovery and manually identify the DB2 systems.

**KDPAU12F CONDITION MUTEX
INITIALIZATION FAILED**

Explanation

This is an internal error.

System action

None.

User response

Contact IBM support. Until a solution is found, you can use the Configuration Tool (formerly ICAT) to disable auto-discovery and manually identify the DB2 systems.

KDPAU13F MUTEX INITIALIZATION FAILED

Explanation

This is an internal error.

System action

None.

User response

Contact IBM support. Until a solution is found, you can use the Configuration Tool (formerly ICAT) to disable auto-discovery and manually identify the DB2 systems.

**KDPAU14E COMMAND="command" FAILED.
STATUS=nnnn**

Explanation

The indicated command did not complete properly. The command was issued to either start collecting data for a new DB2 subsystem or to stop collecting data for a DB2 system that is no longer active.

System action

None.

User response

Contact IBM support.

**KDPAU99I DB2PLEX AUTODISCOVERY
SHUTDOWN**

Explanation

Auto-discovery is no longer active.

System action

None.

User response

None.

**KDPBG001 DPDC GVT ALREADY INSTALLED
AT ADDRESS xxxxxxxx**

Explanation

The KDPBGV00 routine has already run and allocated the global vector table (GVT).

System action

None.

User response

Contact IBM support.

**KDPBG002 DPDC REQUIRES APF
AUTHORIZATION**

Explanation

The load library from where the program is loaded is not authorized.

System action

None.

User response

Add the library to the APF authorization list and restart the task.

KDPBG003 DPDC REQUIRES MVS/ESA

Explanation

This product is not supported on the MVS operating system you are currently running.

System action

None.

User response

Contact IBM support.

KDPBG004 DPDC UNABLE TO ACQUIRE STORAGE FOR GVT

Explanation

The storage request for the global vector table (GVT) failed. Either not enough virtual memory is available or that a storage corruption is preventing space allocation.

System action

None.

User response

Contact IBM support.

KDPCM001 DPDC IS NOT INITIALIZED

Explanation

The global vector table has not been allocated, indicating that the KDPBGV routine failed to properly initialize the environment.

System action

None.

User response

Look for previous messages for an indication as to what failed. Contact IBM support.

KDPCM003 DPDC AVT ALLOCATION FAILURE, SIZE=nnnnnn

Explanation

The storage request for the application vector table (AVT) failed. The size requested is shown as *nnnnnn* bytes. Either not enough virtual memory is available or storage corruption is preventing space allocation.

System action

None.

User response

Contact IBM support.

KDPCM030 DPDC (dbid) MONITOR IS ALREADY STARTED

Explanation

The request to start the collection for the DB2 system was ignored because the collector is already started.

System action

None.

User response

None.

KDPCM031 DPDC (dbid) MONITOR IS ALREADY STOPPED

Explanation

The request to stop the collection for the DB2 system was ignored because the collector is already stopped.

System action

None.

User response

None.

KDPCM035 DPDC (dbid) MONITOR IS BEING TERMINATED

Explanation

The collector for the specified DB2 system is scheduled for termination.

System action

None.

User response

None.

KDPCM037 DPDC (dbid) MONITOR IS BEING RESTARTED. AVT ADDRESS=xxxxxxx

Explanation

The collector for the specified DB2 system is being restarted. The address of the application vector table (AVT) is shown.

System action

None.

User response

None.

KDPCM039 DPDC COMMAND FORMAT ERROR

Explanation

An error was detected on the command displayed just before this message.

System action

None.

User response

Correct the syntax and reissue the command.

**KDPCM042 IPDC ERROR LOADING MODULE
modname**

Explanation

The system could not load the auto-discovery module or the display module from the load library.

System action

None.

User response

Verify that the module exists.

KDPCT001 DPDC IS NOT INITIALIZED

Explanation

The global vector table has not been allocated, indicating that the KDPBGV routine failed to properly initialize the environment.

System action

None.

User response

Look for previous messages for an indication as to what failed. Contact IBM support.

**KDPCT002 DPDC GVT CREATED.
ADDRESS=xxxxxxxx**

Explanation

The initialization of the global vector table has completed and the address is displayed.

System action

None.

User response

None.

**KDPCT007 DPDC description (modname)
ROUTINE NOT FOUND**

Explanation

The program identified by the *description* and *module name* could not be loaded from the load library.

System action

None.

User response

Verify that the proper load libraries are used and that the specified member is present.

**KDPD0001E KDPREG - Return code from
Registering the KDPPLEX Agent.
rc=xxxxxxxx rs=xxxxxxxx**

Explanation:

The agent on this LPAR is trying to become the aggregation agent for Data Sharing Groups Information and has failed.

System action:

KDPPLEX agent will try again to become the aggregation agent, or another agent on a different LPAR will become the aggregation agent.

User response:

Verify that the agent address space has READ authority to the resource IWM.SERVER.REGISTER in the FACILITY class. If this resource is not defined, access authority to the FACILITY class resource BPX.WLMSEVER is required. If Data Sharing Group does not display in the Enhanced 3270UI or the TEP for a long period of time, contact IBM support.

**KDPD0002W KDPREG - Return Code WLM
Query for the KDPPLEX Agent.
rc=xxxxxxxx rs=xxxxxxxx**

Explanation:

The Query to the Workload Manager to determine the status of the KDPPLEX aggregation agent has failed.

System action:

The KDPPLEX agent will try again to determine the status of the KDPPLEX agent.

User response:

Verify that the agent address space has READ authority to the resource IWM.SERVER.REGISTER in the FACILITY class. If this resource is not defined, access authority to the FACILITY class resource BPX.WLMSEVER is required. If the problem persists contact IBM support.

KDPD0003E KDPPREG - No WLM Entries Found.

Explanation:

The Query to the Workload Manager to determine the status of the KDPPLEX aggregation agent found no Workload Manager entries for the KDPPLEX agent. There can be an interval of time between when a WLM entry is registered before the entry is available for use.

System action:

The KDPPLEX agent will try again to use the Workload Manager to find the Data Sharing Group aggregation agent.

User response:

Verify that the agent address space has READ authority to the resource IWM.SERVER.REGISTER in the FACILITY class. If this resource is not defined, access authority to the FACILITY class resource BPX.WLMSEVER is required.

KDPD0004I KDPPREG - No IP Name Port Matches Found KDPPREG - IP Name xxxix KDPPREG - IP Port xxxxxxxx

Explanation:

None of the registered KDPPLEX aggregation agents are for the TEMS this agent is trying to connect to.

System action:

The KDPPLEX agent will try again to use the Workload Manager to find the Data Sharing Group aggregation agent connected to the correct TEMS.

User response:

None.

KDPD0005I KDPPREG - No Time Matches Found.

Explanation:

The timestamps for the registered KDPPLEX aggregation agents do not match the oldest one that was registered.

System action:

The KDPPLEX will retry the operation and look for the next to the oldest one.

User response:

None.

KDPD0006I KDPPREG - Return code from Deregistering the KDPPLEX Agent. rc=xxxxxxx rs=xxxxxxx

Explanation:

This can happen if the Agent address space is shutdown before the KDPPLEX aggregation agent has been able to Register to the Workload Manager.

System action:

The Agent shutdown continues.

User response:

None.

KDPD0007I KDPPREG - Return codes from Db2 Register. rc=xxxxxxx rs=xxxxxxx

Explanation:

The KDPPLEX aggregation agent has received an invalid return code from the Workload Manager Register function.

System action:

Registration will be retried.

User response:

Verify that the agent address space has READ authority to the resource IWM.SERVER.REGISTER in the FACILITY class. If this resource is not defined, access authority to the FACILITY class resource BPX.WLMSEVER is required. If the problem persists, contact IBM support.

KDPD0008I KDPPREG - No sysplex nodes found.

Explanation:

KDPPREG could not find a Workload Manager registration for KDPPLEX the aggregation agent.

System action:

Sysplex node lookup will be retried.

User response:

If the problem persists, contact IBM support.

KDPDB001 DPDC GLOBAL VECTOR TABLE NOT FOUND

Explanation

The global vector table has not been allocated, indicating that the KDPBGV routine failed to properly initialize the environment.

System action

None.

User response

Look for previous messages for an indication as to what failed. Contact IBM support.

KDPDB007 **DPDC SCOM SCAN (*modname*)
ROUTINE NOT FOUND**

Explanation

The program identified by the *module name* could not be loaded from the load library.

System action

None.

User response

Verify that the proper load libraries are used and that the specified member is present.

KDPDB020 **DB2 MASTER REGION FOR DB2ID
dbid IS NOT FOUND OR DB2 ERLY
NOT VALID**

Explanation

The collector code could not locate the DB2 master started task for the indicated DB2 system. This can be caused by the *dbid*MSTR started task not running or because the ERLY control block is invalid.

System action

None.

User response

If the master task is not running, restart the DB2 system. Otherwise, contact IBM support.

KDPDB025 **JES CVT NOT FOUND**

Explanation

This is an internal error.

System action

None.

User response

Contact IBM support.

KDPDB026 **NO SUBSYSTEMS FOUND**

Explanation

This is an internal error.

System action

None.

User response

Contact IBM support.

KDPDC005 **DPDC UNABLE TO OPEN
RKANPAR DATASET R0(*xxxxxxxx*)
R1(*xxxxxxxx*) R15(*xxxxxxxx*)**

Explanation

An error occurred when trying to open the PDS RKANPAR.

System action

None.

User response

Verify that the data set is available and not allocated to some other task in exclusive mode.

KDPDC006 **DPDC UNABLE TO ENQUEUE
RKANPAR DATASET R0(*xxxxxxxx*)
R1(*xxxxxxxx*) R15(*xxxxxxxx*)**

Explanation

An ENQUEUE on the RKANPAR data could not be obtained. The return code from the ENQUEUE request is in R15.

System action

None.

User response

None.

KDPDC007 **DPDC UNABLE TO FIND
MEMBER *member* R0(*xxxxxxxx*)
R1(*xxxxxxxx*) R15(*xxxxxxxx*)**

Explanation

The indicated member *member* is not located in the RKANPAR PDS. The Load Runtime Members job might not have been run successfully from the Configuration Tool (formerly ICAT).

System action

None.

User response

None.

KDPDC009 **DPDC COMMAND {ENTERED | PROCESSED}: ccccccc**

Explanation

If PROCESSED is shown, the indicated command has been successfully executed.

If ENTERED is shown, the indicated command has failed. Message KDPDC039 follows this message.

System action

None.

User response

None.

KDPDC01E **NO MATCHING KDPCNFG PARM FOR DB2ID (*dbid*)**

Explanation

The data set member RKANPAR (KDPCFNFG) does not have collection information entries for this DB2 subsystem.

System action

None.

User response

None.

KDPDC039 **DPDC COMMAND FORMAT ERROR**

Explanation

The previous command has a format error.

System action

None.

User response

Correct the format and reissue the command.

KDPDC03F **UNABLE TO ALLOCATE MEMORY FOR ANCHOR**

Explanation

Insufficient storage for this function. Either not enough storage is available for the started task or some type of storage overlay is preventing the allocation.

System action

None.

User response

Contact IBM support.

KDPDC04E **NO DATA COLLECTORS SPECIFIED FOR DB2ID (*dbid*)**

Explanation

A DB2 system was identified to be monitored, but there are no collectors defined for that DB2 subsystem.

System action

None.

User response

Verify that the specifications used in the Configuration Tool (formerly ICAT) for this DB2 system are correct.

KDPDC07E **UNABLE TO ALLOCATE KDPDNFC PARM BLOCK**

Explanation

Insufficient storage for this function. Either not enough storage is available for the started task or some type of storage overlay is preventing the allocation.

System action

None.

User response

Contact IBM support.

KDPDC08E **INVALID SUBSYSTEM TYPE=cccccccc**

Explanation

The subsystem type is not DB2ID.

System action

None.

User response

Verify the statements in KDPCNFG to ensure the format of the commands is proper. The commands should all start with DB2ID(XXXX).

**KDPDC09E INVALID SUBSYSTEM
ID=cccccccccc**

Explanation

The DB2 system name specified on the DB2ID statement is either missing or has more than 4 characters in the name.

System action

None.

User response

Correct this in the KDPCNFG member or rerun the Configuration Tool (formerly ICAT) using the proper name of the DB2 subsystem.

**KDPDC10E INVALID COLLECTOR=cccccccc
SPECIFIED**

Explanation

The collector name is unknown. The valid collectors are COUPFAC(), THREAD(), OBJECTA(), OBJECTB(), OBJECTV, GBPSTAT(), CONFLICT() and SRM().

System action

None.

User response

None.

**KDPDC11E ERROR OPENING
RKANPAR(KDPCNFG)**

Explanation

The system could not open the KDPCNFG member of the RKANPAR library. The Configuration Tool (formerly ICAT) creates this member when a LOAD operation is performed for this product.

System action

None.

User response

Verify that the member exists and can be accessed, and that the ICAT job succeeded.

**KDPDC12E UNEXPECTED EOF IN
RKANPAR(KDPCNFG)**

Explanation

An EOF condition was raised while processing a command with a continuation indicator.

System action

None.

User response

Check the KDPCNFG member to ensure that no continuation character is on the last line. The KDPCNFG member can be recreated using the Configuration Tool (formerly ICAT) job for loading the RTE.

**KDPDC13E INVALID INTERVAL FOR DB2ID
(dbid) cccccccc. IGNORED.**

Explanation

The interval value specified is not numeric and cannot be processed. The value specified has to represent the number of seconds between samples.

System action

None.

User response

Verify the value in the KDPCNFG member and set it to a number from 30 to 999.

**KDPDC14F NO SUBSYSTEMS ENABLED IN
RKANPAR(KDPCNFG)**

Explanation

No parameters controlling the DB2 systems have been specified in the KDPCNFG member.

System action

None.

User response

Verify that the Configuration Tool (formerly ICAT) job to load the libraries has been run.

**KDPDE007 DPDC COLLECTOR SUCCESSFULLY
DETACHED FOR DB2 dbid. TCB
ADDRESS=xxxxxxxx**

Explanation

The collector has successfully stopped and the TCB used by it was released.

System action

None.

User response

None.

KDPDS00I MONITORED SUBSYSTEMS:

Explanation

This message will appear in the RKLVLLOG as a result of issuing the DPDC DISPLAY command. This is the first line of output from the DPDC DISPLAY command.

System action

None.

User response

None.

**KDPDS02I DB2(*dbid*) STATE=*cccccccc*
COLLECTORS:**

Explanation

This message is shown in RKLVLLOG as a result of issuing the DPDC DISPLAY command. For each monitored DB2 system a line is shown with the identifier and its state. Valid states are STOPPING, STOPPED, STOPPED (NO AUTODISCOVERY), RESTARTING, RESTARTED, STARTING, STARTED, or UNKNOWN. The valid collectors are COUPFAC(), THREAD(), OBJECTA(), OBJECTB(), OBJECTV, GBPSTAT(), CONFLICT() and SRM().

System action

None.

User response

None.

**KDPDS03I THREAD(*nnn*) OBJECTV(*nnn*)
SRM(*nnn*)**

Explanation

This message is shown in the RKLVLLOG as a result of the DPDC DISPLAY command. Each monitored DB2

system will display a line showing which collectors are active and the sampling interval.

System action

None.

User response

None.

KDPDS99I *nnn* SUBSYSTEMS DISPLAYED

Explanation

This message is shown in the RKLVLLOG as a result of the DPDC DISPLAY command. This last line of the output contains the number of DB2 subsystems being monitored.

System action

None.

User response

None.

**KDPGOVM1 OBJECT ANALYSIS *state* FOR
DSGROUP *group* ON DB2
SUBSYSTEM *dbid***

Explanation

This message is shown in the JESMSGGL system output file and deals with group object analysis collection. Each DB2 system will display a line. The *state* value is either ACTIVE or INACTIVE, *group* is the data sharing group name or the DB2 name (when data sharing is not in use), and *dbid* identifies the monitored DB2 system.

System action

None.

User response

None.

**KDPGOVM2 OBJECT ANALYSIS ON MVSID
smfid USING JOB *cccccccc***

Explanation

This message is shown in the JESMSGGL system output file and deals with group object analysis collection. The *smfid* identifies the MVS image where the DB2 is

running and cccccc is the name of the started task that collects data for the volume activity workspaces.

System action

None.

User response

None.

**KDPGOVM3 OBJECT ANALYSIS ON MVSID
 smfid DISABLED**

Explanation

This message isw shown in the JESMSGL system output file and deals with group object analysis collection. The OBJECTV data collector for the system identified by *smfid* has been disabled, because it reached its limit of five exceptions (abends) when trying to gather data. This collector will remain disabled until the address space is recycled.

System action

None.

User response

None.

**KDPIN009 DPDC VECTOR TABLE NOT FOUND.
 DBDC NOT INITIALIZED**

Explanation

The global vector table has not been allocated, indicating that the KDPBGV routine failed to properly initialize the environment.

System action

None.

User response

Look for previous messages for an indication as to what failed. Contact IBM support.

**KDPIRA01I AGENT BASE INITIALIZATION
 COMPLETE**

Explanation

The agent has completed basic initialization functions such as loading required modules.

System action

The agent will continue with other functions such as connecting to the TEMS and establishing server connections for DB2 subsystems that it will monitor.

User response

None.

**KDPPIR10E The number of arguments exceeds
 the limit of 32.**

Explanation

The number of arguments that is passed to the plex level agent at startup exceeds the predefined limit of 32 arguments.

System action

The plex level agent stopped to prevent potential storage overlays.

User response

Verify the format of the command in the KD5AGST member of the RKANCMU library. It should look like this:

```
AT ADD ID=KDPP DELAY=00:00:15  
CMD='IRAMAN KDPPLEX START'
```

If there are text strings that do not match the example above, correct the text strings and restart the plex level agent.

**KDPPIR11E The length of the argument string
 exceeds the limit of 4096 bytes.**

Explanation

The length of the argument string that is passed to the plex level agent at startup exceeds the predefined limit of 4096 bytes.

System action

The plex level agent stopped to prevent potential storage overlays.

User response

Verify the format of the command in the KD5AGST member of the RKANCMU library. It should look like this:

```
AT ADD ID=KDPP DELAY=00:00:15  
CMD='IRAMAN KDPPLEX START'
```

If there are text strings that do not match the example above, correct the text strings and restart the plex level agent.

KDPPIR55E Cannot allocate the DPGLOBAL control block.

Explanation

The storage for a common area that is required by the plex level agent cannot be allocated. There might be a storage constraint on the started task.

System action

The plex level agent stopped.

User response

Verify that the task that is started to run the plex level agent is not constrained by any memory restrictions in the KD5SYSIN member of the RKANPAR library. If the plex level agent runs in the same address space as a TEMS, verify the storage specifications in the KDSSYSIN member of the RKANPAR library.

KDPPIR57E Cannot allocate the PLEX Status control block.

Explanation

The storage for a common area that is required by the plex level agent cannot be allocated. There might be a storage constraint on the started task.

System action

The plex level agent stopped.

User response

Verify that the task that is started to run the plex level agent is not constrained by any memory restrictions in the KD5SYSIN member of the RKANPAR library. If the plex level agent runs in the same address space as a TEMS, verify the storage specifications in the KDSSYSIN member of the RKANPAR library.

KDPPIR58E Error %d occurred when trying to find the PLEX status.

Explanation

The plex level agent cannot obtain the status information on the node that represents the plex level DB2 node. The status that is returned for the plex level DB2 node is unexpected. The following error codes for the status request are displayed:

8 Error returned while preparing the SQL statement.

12 Error returned while creating the request for the SQL statement.

16 Error returned while opening the request for the SQL statement.

20 Error returned while obtaining the SQLDA output area.

System action

The plex level agent stopped.

User response

An internal error might have occurred or the communication with the TEMS HUB failed. Verify that the TEMS HUB is running and that it is correctly specified by the HUB_NAME parameter:

- If the HUB is down, restart the HUB.
- If the HUB is not correctly specified, correct the value for the HUB_NAME parameter in the KD5ENV member of the RKANPARU library.
- If the HUB is running and correctly specified, contact IBM Support to report the problem.

KDPPIR59E The KDPPLEX agent stopped because the global area is not allocated.

Explanation

The storage for a common area that is required by the plex level agent is not allocated.

System action

The plex level agent stopped because of an internal error.

User response

Contact IBM support to report this problem.

KDPPIR65E Cannot allocate the Connection Object.

Explanation

The storage for a common area that is required by the plex level agent cannot be allocated. There might be a storage constraint on the started task.

System action

The plex level agent stopped.

User response

Verify that the task that is started to run the agent is not constrained by any memory restrictions in the KD5SYSIN member of the RKANPAR library. If the agent is running in the same address space as a TEMS, verify the storage specifications in the KDSSYSIN member of the RKANPAR library.

KDPPIR66E **Error %d occurred when connecting to %s on port %s**

Explanation

An error occurred when connecting to the TEMS HUB. The error message contains the error number, the value for the HUB name, and the port number.

One of the following errors might have occurred:

- 8** Global area not found.
- 12** HUB_NAME not found.
- 16** Storage for connection not available.
- 20** Storage for nodes not available.

System action

The plex level agent stopped.

User response

The error codes indicate communication errors or storage errors.

- If the HUB NAME is not found, verify that the TEMS HUB is running and that the HUB_NAME variable is set correctly in the KD5ENV member of the RKANPAR library.
- If one of the other storage errors occurred, verify that the specifications in the KDSSYSIN member of the RKANPAR library are correct.

KDPPIR71E **Connection failure message: %s**

Explanation

The connection to the TEMS HUB failed as indicated by the message number KDPPIR66E, which is displayed before this message is displayed. This messages contains more information to resolve the connection error.

System action

The agent stopped because of one of the error situations that are described in the message number KDPPIR66E.

User response

Contact IBM support to report this problem.

KDPPIR72E **Cannot connect to TEMS HUB. Therefore KDPPLEX stopped: rc = %d**

Explanation

The agent cannot connect to TEMS HUB. This message is usually preceded by the message number KDPPIR66E and KDPPIR71E.

System action

The plex level agent stopped.

User response

The error codes indicate communication errors or storage errors.

- If the HUB NAME is not found, verify that the TEMS HUB is running and that the HUB_NAME variable is set correctly in the KD5ENV member of the RKANPAR library.
- If one of the other storage errors occurred, verify that the specifications in the KDSSYSIN member of the RKANPAR library are correct.

KDPSC001 **DPDC GLOBAL VECTOR TABLE NOT FOUND**

Explanation

The global vector table has not been allocated, indicating that the KDPBGV routine failed to properly initialize the environment.

System action

None.

User response

Look for previous messages for an indication as to what failed. Contact IBM support.

KDPRTO1E **Wait for OMPE server, <reason>**

Explanation

The agent is unable to connect to the OMPE Server. One of these reasons is displayed:

- OMPECT not initied
- OMPECT access error
- OMPECT struct error
- PE STOKEN loc error
- D2_STC not active
- D2_STC not found
- Routtbl not initied

System action

Agent waits for the connection to OMPE server.

User response

Contact IBM support after verifying the following:

1. If HLQ.RKANPARU(KD5ENV) has environment variable KDP_D2_STC set, make sure the specified OMPE server task is running. If not, start the OMPE server task.
2. There could be a delay before the agent can communicate with OMPE server task. The delay is configurable using environment variable KDP_STATUS_REFRESH in HLQ.RKANPARU(KD5ENV). While waiting, you may see KD5ASSCT messages.
3. If OMPE server task is running, check the server log to see if there are any error associated with D5API. The expected messages from OMPE server log are:

```
K02I0100I D5API COLLECTOR  
INITIALIZATION IN PROGRESS
```

```
K02I0149I D5API ASM BUILD IS 04/17/15  
11.11
```

```
K02I0130I D5API REGISTRY ENTRY  
SUCCESSFULLY REBUILT
```

```
K02I0148I D5API USING REGISTRY  
XE_D5APIRTB_V530
```

```
K02I0141I D5API COLLECTOR TRACE SET TO  
NO
```

```
K02I0141I D5API COLLECTOR STIMER SET  
TO 00003000
```

```
K02I0101I D5API COLLECTOR  
INITIALIZATION COMPLETE
```

```
K02I0154I D5API COLLECTOR CONNECTED TO  
DB2 ssid ON BEHALF OF AGENT agenttask
```

If you do not see above messages, check HLQ.RKD2PAR(ompetask), make sure that you have common collector started.

```
*  
* Starts the Common Collector.  
*  
EXEC OMPECCPC
```

```
KDP5004I <ssid> table %%%%%%%%% -  
D5API connection lost. RC=16
```

Explanation

D5API could not complete the table collection because the connection is terminated.

System action

Collect request is aborted.

User response

None.

Chapter 28. KO2A - Anomaly Detection Messages

KO2AD000I *xxxx Anomaly Detection <msg>*

Explanation

For subsystem *xxxx*, shows informational messages at the start or end of anomaly detection.

System action

None.

User response

None.

KO2AD020I *xxxx <mgs>*

Explanation

For subsystem *xxxx*, shows messages from ADDBUG > 0.

System action

None.

User response

This message is for the use of IBM Software Support. If requested, send diagnostic messages to IBM Software Support.

KO2AD040I *xxxx <mgs>*

Explanation

For subsystem *xxxx*, shows messages from ADDBUG > 0.

System action

None.

User response

This message is for the use of IBM Software Support. If requested, send diagnostic messages to IBM Software Support.

KO2AD101E *xxxx Anomaly Storage Areas are being reused*

Explanation

Anomaly detection has used all the memory locations allocated.

System action

Memory areas will be reused.

User response

Increase the memory allocation as appropriate.

KO2AD102W *xxxx Anomaly Processing Suspended*

Explanation

For subsystem *xxxx* Anomalies > 1000 have been detected. But the agent is not processing them to make the available for display.

System action

Anomaly Detection Stops until the agent begins to process the Anomalies.

User response

Make sure the History Collection for attribute Group DB2 Anomaly is activated.

KO2AD103W *xxxx Anomaly Processing Resumed*

Explanation

For subsystem *xxxx* Anomaly Collection had been previously suspended and has now resumed.

System action

None.

User response

None.

KO2AD200W *xxxx Anomaly Detection Ad header Eyecatcher error.*

Explanation

The main control block for anomaly detection does not contain a valid eyecatcher.

System action

Anomaly detection stops.

User response

Anomaly detection might need to be stopped and restarted.

Chapter 29. KO2D - D5API Collection for TEP and Enhanced 3270UI

KO2D0000I To display trace debug output, contact IBM Support to activate the traces.

KO2D0001E *ssid <repname>*
CT_getCounterValueRaw
<table><field> not found
(KO2ABROW)

Explanation

An internal exception occurred.

User response

Contact IBM support to report the error.

KO2D0002E Counter Table Address zero
(KO2ABROW)

Explanation

An internal exception occurred.

User response

Contact IBM support to report the error.

KO2D0004E *ssid FL_addFieldByName*
<table><field> - Return
Code=nnnnnnnn - Reason
Code=nnnnnnnn (<module>).

Explanation

An internal exception occurred.

User response

Contact IBM support to report the error codes.

KO2D0005E *ssid Appl Client - RC: nnnnnnnn*
RS: nnnnnnnn Server RC:
nnnnnnnn RS: nnnnnnnn OMRC:
nnnnnnnn (KO2APHLR)

Explanation:

An internal exception occurred.

User response

Contact IBM support to report the error codes.

KO2D0006E *ssid CT_getCounterValue <field>*
not found (KO2ABROW)

Explanation

An internal exception occurred.

User response

Contact IBM support to report the error.

KO2D0007E *ssid CT_reset/CT_construct -*
Return Code= nnnnnnnn - Reason
Code= nnnnnnnn (<module>).

Explanation

An internal exception occurred in one of the modules KO2APHLR, KO2AHLR, or KO2CPUCL.

User response

Contact IBM support to report the error codes.

KO2D0008E *ssid <table> CT_ParseStream -*
Return Code=nnnnnnnn - Reason
Code=nnnnnnnn (<module>).

Explanation

An internal exception occurred in one of the modules KO2APHLR, KO2ABROW or KO2CPUCL.

User response

Contact IBM support to report the error codes.

KO2D0009E *ssid FR_addCriteria<field> -*
Return Code=nnnnnnnn - Reason
Code=nnnnnnnn (<module>)

Explanation

An internal exception occurred in one of the modules KO2AHLR or KO2CPUCL.

User response

Contact IBM support to report the error codes.

KO2D0010E *ssid Incorrect Collection Table*
Name <table> (<module>)

Explanation

An internal exception occurred in one of the modules KO2AHLR or KO2AFSAM.

User response

Contact IBM support to report the error codes.

KO2D0011E *ssid* Moving value to a row would exceed table size *nnnnnnnn* Field Name=<field> Length=*nnnnnnnn*

Explanation

An internal exception occurred.

User response

Contact IBM support to report the error.

KO2D0012E *ssid* <routine> - Return Code=*nnnnnnnn* - Reason Code=*nnnnnnnn* (<module>)

Explanation

An internal exception about <routine> has occurred in one of the modules KO2ABROW, KO2AFSAM, KO2AHLR, KO2APHLR or KO2CPUCL.

User response

Contact IBM support to report the error codes

KO2D0013E *ssid* %%%%%%%%%% %%%%%%%%%% %%%%%%%%%% (<module>)

Explanation

An internal exception has occurred in one of the modules KO2AFSAM, KO2AHLR, KO2APHLR, KO2CPUCL or KO2LACRA.

User response

Contact IBM support to report the error.

KO2D0014I *ssid* Cancel thread *thread ID*

Explanation

This message provides detail about the cancellation action performed:

- Message ID (KO20014I)
- TSO ID of user who canceled thread
- DB2 subsystem ID
- Thread ID of canceled thread

- DSNV message DSNV426I (thread canceled) or DSNV427I (invalid thread ID specified)

User response

None required.

KO2D0015I *ssid* message

Explanation

Shows the Db2 subsystem (*ssid*) and one of the following messages (*message*):

Snapshot history is set to NO (KO2AHLR)

The SNAPSHOT HISTORY parameter is set to N for the specified Db2 subsystem (*ssid*) in RKD2PAR. The SNAPSHOT HISTORY parameter must be set to Y to enable Db2 Interval Statistics.

Snapshot history SYSTEMPARAMETERS is set to NO (KO2AHLR)

The SYSTEMPARAMETERS parameter is set to N for the specified Db2 subsystem (*ssid*) in RKD2PAR (SHSYSTEMPARAMETERS=(N,3600)). The SYSTEMPARAMETERS parameter must be set to a value in the range 1 - 86400 to enable Db2 Interval Statistics. The value 3600 is recommended.

Snapshot history STATISTICS is set to NO (KO2AHLR)

The STATISTICS parameter is set to N for the specified Db2 subsystem (*ssid*) in RKD2PAR (SHSTATISTICS=(N,3600)). The STATISTICS parameter must be set to a value in the range 1 - 86400 to enable Db2 Interval Statistics. The value 3600 is recommended.

Reset Hour invalid: NN Range: 00-23

An invalid **Hour** value (*NN*) has been specified in the situation. The **Hour** value must be in the range 00 - 23.

System action:

No data is shown on the Db2 Interval Statistics display.

User response:

Correct the parameter specifications.

KO2D0016I *ssid* Snapshot history SYSTEMPARAMETERS is set to NO (KO2AHLR)

Explanation:

The SYSTEMPARAMETERS parameter for the specified Db2 (*ssid*) is set to SHSYSTEMPARAMETERS=(N,3600) in RKD2PAR, but SHSYSTEMPARAMETERS=(Y,3600) is required for Db2 Interval Statistics.

System action:

No data is shown on the Db2 Interval Statistics display in the E3270 UI.

User response:

Set SHSYSTEMPARAMETERS=(Y,3600) to show data on the Db2 Interval Statistics display.

KO2D0016W *ssid* message**Explanation**

Shows the Db2 subsystem (*ssid*) and one of the following messages (*message*):

Snapshot history data set does not have data you are looking for

You do not have any data in the Snapshot History data set so Interval Statistics cannot be displayed.

Snapshot history data set contains only younger data, please use different HOUR value in the situation

The Snapshot History data set wrap up occurred and you do not have additional Snapshot History data before the specified **Hour** value (in the situation). You might have Snapshot History after the **Hour** value that contains required data.

Snapshot history interval reset situation has not been triggered yet or did not return any data

The Interval Statistics time reset situation for the Db2 subsystem has not been run yet or it has not returned any data.

System action:

None.

User response:

None.

KO2D0017I *ssid* Snapshot history STATISTICS is set to NO (KO2AHLR)**Explanation:**

The SHSTATISTICS parameter is set to SHSTATISTICS=(N,3600) for the specified Db2 (*ssid*) in RKD2PAR, but SHSTATISTICS=(Y,3600) is required for Db2 Interval Statistics.

System action:

No data is shown on the Db2 Interval Statistics display in the E3270 UI.

User response:

Set SHSTATISTICS=(Y,3600) to show data on the Db2 Interval Statistics display.

KO2D0018I *ssid* Reset hour invalid: NN Range: 00-23**Explanation:**

For the specified Db2 (*ssid*), the specified HOUR(*NN*) value in the situation using INITSTAT table is not valid. A valid value for the hour is 2 characters long in the range 00-23.

System action:

Interval starting time reset failed.

User response:

Specify a valid value 2 characters long in the range 00-23.

KO2D0019I *ssid* Interval reset situation triggered. Table: INITSTAT Hour: NN**Explanation:**

An interval reset situation for the specified Db2 (*ssid*) subsystem has been triggered for INITSTAT table. The valid hour range is 00-23.

System action:

The selected snapshot has a timestamp less than or equal to the hour value. The snapshot time is used as the interval starting time in Db2 Interval Statistics display.

User response:

No action is required.

KO2D0020W *ssid* Snapshot history data set does not contain eligible snapshot history data. Table: INITSTAT**Explanation:**

The reset failed because no eligible snapshot history is present.

System action:

The interval workspaces in the E3270 UI either show no data or data from the last successful interval reset.

User response:

The snapshot history is generated based on the collection interval. If you set the collection interval to 3600 seconds, the first snapshot will be generated one hour after the OMEGAMON Collector starts. After the snapshot history is generated, trigger interval reset situation again.

KO2D0021W *ssid* Snapshot history data set contains only previous data. Specify a different HOUR value in the situation. Table: INITSTAT**Explanation:**

The reset failed. The snapshot history data set for the specified Db2 (*ssid*) does not include any data prior to the specified HOUR value. The snapshot history data set does have data after the specified hour value.

System action:

The interval workspaces in the E3270 UI either show no data or data from the last successful interval reset.

User response:

Specify a later value for the HOUR parameter in the interval reset situation and trigger it again.

K02D0022W **ssid Snapshot history interval reset has not been triggered or did not return any data. Table: STATINTV**

Explanation:

The interval statistics time for the specified Db2 (*ssid*) has not been reset yet or reset failed.

System action:

No data in the interval statistics display for specified Db2 (*ssid*).

User response:

Wait until interval reset situation is triggered or trigger it manually.

K02D0200W **xxxx STORAGE storage_action failed rc=nnnnnnnn**

Explanation

If *storage_action* is OBTAIN, anomaly detection cannot obtain storage to record an anomaly.

If *storage_action* is RELEASE, anomaly detection cannot release storage to record an anomaly.

System action

The anomaly is not recorded or storage has not been released.

User response

None.

K02D0201E **xxxx IARV64 REQUEST=request failed rc=xxxxxxxx rs=xxxxxxxx (K02AINTB)**

Explanation

Anomaly detection was not able to get or release above the bar storage.

System action

If request is GETSTOR, anomaly detection is not started.

If request is DETACH, anomaly detection storage has not been freed correctly.

User response

If request is GETSTOR, the amount of storage used by anomaly detection might need to be lowered.

If request is DETACH, the storage will probably be automatically freed by z/OS at TCB termination.

K02D0202E **xxxx TCBTOKEN failed rc=xxxx (K02AINTB)**

Explanation

Anomaly detection was not able to obtain the TCB token.

System action

Anomaly detection will not start.

User response

None.

K02D0203E **xxxx \$ZTCAE ANOMALY failed rc=xxxxxxxx,rs=xxxxxxxx**

Explanation

The main anomaly detection control block could not be found.

System action

Anomalies will no longer be processed by the agent.

User response

Stop and restart anomaly detection.

Chapter 30. KO2E - Object Analysis messages

KO2E3000I EVENTMGR INITIALIZATION IN PROGRESS

Explanation

The OMEGAMON XE for DB2 PE Event Collection Manager (EVENTMGR) is currently starting up.

System action

Processing continues.

User response

None.

KO2E3001I EVENTMGR INITIALIZATION SUCCESSFUL

Explanation

The OMEGAMON XE for DB2 PE Event Collection Manager (EVENTMGR) started successfully.

System action

The Event Collection Manager is now active.

User response

None.

KO2E3002I EVENTMGR MODIFY PROCESSING IN PROGRESS

Explanation

The OMEGAMON XE for DB2 PE Event Collection Manager (EVENTMGR) is currently carrying out an MVS MODIFY request.

System action

Processing continues.

User response

None.

KO2E3003I EVENTMGR STOP PROCESSING IN PROGRESS

Explanation

The OMEGAMON XE for DB2 PE Event Collection Manager (EVENTMGR) is currently carrying out an MVS stop request.

System action

Processing continues.

User response

None.

KO2E3004I EVENTMGR TERMINATION COMPLETE

Explanation

The OMEGAMON XE for DB2 PE Event Collection Manager (EVENTMGR) has now shut down.

System action

None.

User response

None.

KO2E3005W EVENTMGR %%%% IS ALREADY ACTIVE IN SERVER %%%% - START REQUEST REJECTED

Explanation

The OMEGAMON XE for DB2 PE Event Collection Manager (EVENTMGR) is already active. You cannot start another, because only one Event Collection Manager is allowed for each version of OMEGAMON XE for DB2 PE that is running on any one MVS system.

System action

The start request is ignored.

User response

None.

KO2E3006E EVENTMGR MODIFY REQUEST CONTAINS INVALID SYNTAX

Explanation

A syntax error in the MVS MODIFY request is found. The OMEGAMON XE for DB2 PE Event Collection Manager (EVENTMGR) cannot respond.

System action

The MVS MODIFY request is ignored.

User response

Correct the MVS MODIFY request, then reissue it.

**KO2E3007W START REQUEST IGNORED,
MONITORING IS ACTIVE**

Explanation

The start request has failed because collection is already active.

System action

The request is ignored.

User response

None.

**KO2E3008E START DB2 FAILED, DB2 NOT
DEFINED**

Explanation

The DB2 subsystem ID passed on the start request is not defined on the MVS system in use.

System action

The request is ignored.

User response

Correct the DB2 ID on the start request.

**KO2E3009S START DB2 FAILED, DB2 NOT
ACTIVE**

Explanation

The DB2 subsystem ID passed on the start request is not currently active on the MVS system in use.

System action

The request is ignored.

User response

Correct the DB2 ID on the start request.

**KO2E3010S START DB2 FAILED, DB2 VERSION
NOT SUPPORTED**

Explanation

The start request has failed because the DB2 version is not supported by this release of OMEGAMON XE for DB2 PE.

System action

The request is ignored.

User response

Contact IBM support.

**KO2E3011I NO DB2 SUBSYSTEM CURRENTLY
MONITORED**

Explanation

No collections are active for any DB2 subsystems.

System action

Processing continues.

User response

None.

**KO2E3012W STOP REQUEST DENIED,
MONITORING NOT ACTIVE**

Explanation

The stop request could not be processed because monitoring is not active for the specified DB2 subsystem.

System action

Processing continues.

User response

None.

**KO2E3013E SYNTAX ERROR LOCATED IN
PARAM= AT STARTUP**

Explanation

Usually, a parameter is configured using an automatic process, however the user has bypassed the usual

configuration. Three data members might be incorrect in the RKD2PAR parameter data set. There might be a data member in RKDPAR that has the same name as the started task.

System action

Processing terminates.

User response

Rebuild the runtime environment by using the Configuration Tool (formerly ICAT) to restore the data set back to the correct values.

KO2E3014U INSTALL OF SSCVT HAS FAILED

Explanation

The Event Collection Manager (EVENTMGR) has encountered an error while starting up in the subsystem.

System action

Processing is terminated.

User response

Contact IBM support.

**KO2E3040I VOLUME ANALYSIS
INITIALIZATION COMPLETE**

Explanation

Volume analysis collection has successfully completed its initialization processing. Volume analysis is started automatically when object analysis collection is started for the first DB2 subsystem being monitored.

System action

Processing continues; volume analysis is active.

User response

None.

**KO2E3041I VOLUME ANALYSIS HAS
TERMINATED**

Explanation

Volume analysis collection has successfully shut down. This message is issued when the Event Collection Manager (EVENTMGR) terminates.

System action

None.

User response

None.

**KO2E3042I VOLUME ANALYSIS TERMINATED
FOR DB2=*subsystem***

Explanation

Volume analysis collection for the indicated DB2 subsystem has terminated because object analysis collection has terminated.

System action

Processing continues; but volume analysis for the indicated DB2 subsystem is terminated.

User response

None.

**KO2E3043S VOLUME ANALYSIS ERROR
RECOVERY: ID=V270,
MOD=cccccccc, OFFSET=nnnnnn,
CODE=nnnn/nnnnnnnnnn**

Explanation

An error occurred during a Volume Analysis data gathering pass. Volume Analysis successfully recovered from this error. This message describes the type of error that occurred.

System action

Volume Analysis processing continues.

User response

No action is required.

**KO2E3050I %%%% OBJECT ANALYSIS
PHASE1 INITIALIZATION
COMPLETE**

Explanation

The startup of object analysis collection for the indicated DB2 subsystem has successfully completed phase 1 initialization processing.

System action

Processing continues.

User response

None.

KO2E3051I %%%% OBJECT ANALYSIS
 PHASE2 INITIALIZATION
 COMPLETE

Explanation

The startup of object analysis collection for the indicated DB2 subsystem has successfully completed phase 2 initialization processing.

System action

Processing continues.

User response

None.

KO2E3052E %%%% OBJECT ANALYSIS
 CANNOT ESTABLISH PREFETCH
 COLLECTION, RSN=nnnn

Explanation

Object Analysis cannot completely collect information about DB2 prefetch data.

System action

Processing continues.

User response

None.

KO2E3053I %%%% COMMON COLLECTOR
 INTEGRATION WITH OMPE NOT
 AVAILABLE

Explanation

The OMEGAMON Collector STEPLIB included the Db2 Data Access Common Collector (CQC) Library, but not at the correct level to support CQC management of OMPE functions.

System action

Processing continues.

User response

Programmer or Operator Response: If CQC management of Object Analysis is required, the PTF for CQC APAR PH01031 must be available to the OMPE Collector.

KO2E3054I %%%% OBJECT ANALYSIS
 GETPAGE MANAGEMENT

Explanation

Indicates if Object Analysis will manage the GETPAGE data collection directly (ECTL) or will use the IBM Db2 Data Access Common Collector (CQC) to manage the collection.

System action

Processing continues.

User response

None.

KO2E3055E %%%% GETPAGE ENABLE ERROR
 CDE=xxxxxxxx, RC=xxxxxxxx,
 RSN=xxxxxxxx

Explanation

An internal error occurred during GETPAGE processing enablement.

System action

None.

User response

This indicates an internal logic error; contact IBM Support.

KO2E3061I %%%% OBJECT ANALYSIS
 TERMINATION IN PROGRESS

Explanation

Object analysis is terminating collection for the indicated DB2 subsystem. This message is issued during object analysis termination.

System action

Processing continues.

User response

None.

KO2E3062I %%%% OBJECT ANALYSIS
 PHASE1 TERMINATION
 COMPLETE

Explanation

Object analysis phase 1 termination was successful for the indicated DB2 subsystem. This message is issued during object analysis termination.

System action

Processing continues.

User response

None.

KO2E3063I	%%%% OBJECT ANALYSIS PHASE2 TERMINATION COMPLETE
------------------	---

Explanation

Object analysis phase 2 termination was successful for the indicated DB2 subsystem. This message is issued during object analysis termination.

System action

Processing continues.

User response

None.

KO2E3064I	%%%% OBJECT ANALYSIS TERMINATION SUCCESSFUL
------------------	--

Explanation

Object analysis termination was successful for the indicated DB2 subsystem. This message is issued upon completion of object analysis termination.

System action

Processing continues.

User response

None.

KO2E3065I	%%%% OBJECT ANALYSIS HAS DETECTED THAT DB2 TERMINATED
------------------	--

Explanation

Object analysis collection has detected that the monitored DB2 subsystem has terminated.

System action

Object analysis collection for the indicated DB2 subsystem is terminating.

User response

None.

KO2E3066S	%%%% OBJECT ANALYSIS INITIALIZATION FAILED REASON CODE=%%%%
------------------	--

Explanation

Object analysis for the indicated DB2 subsystem failed during initialization. The indicated reason code consists of four hexadecimal digits of the form *pnnn*.

p identifies the phase of Object Analysis initialization:

- 1** Initialization phase 1
- 2** Initialization phase 2

nnn identifies the error:

- 000** Internal DB2 control block validation failed.
- 001** Internal DB2 module validation failed.
- 002** OMEGAMON interface module load failed.

System action

Object analysis collection for the indicated DB2 subsystem is not started.

User response

Contact IBM support.

KO2E3067S	%%%% OBJECT ANALYSIS TERMINATION CLEANUP PHASE1 FAILED
------------------	---

Explanation

Object analysis for the indicated DB2 subsystem failed during phase 1 termination processing.

System action

Processing continues.

User response

Contact IBM support.

KO2E3068S %%%% OBJECT ANALYSIS
TERMINATION CLEANUP PHSE2
FAILED

Explanation

Object analysis for the indicated DB2 subsystem failed during phase 2 termination processing.

System action

Processing continues.

User response

Contact IBM support.

KO2E3069U %%%% OBJECT ANALYSIS
ABNORMAL TERMINATION IN
PROGRESS

Explanation

An abnormal condition was detected in the Object Analysis GETPAGE or I/O intercepts. An MVS SVC dump has occurred and should be retained for problem determination. The DB2 subsystem being monitored is identified in the message text.

System action

The Object Analysis function for this DB2 subsystem is terminated.

User response

Contact IBM support.

KO2E3070I %%%% OBJECT ANALYSIS
INITIALIZATION IN PROGRESS

Explanation

The object analysis collection for the indicated DB2 subsystem is starting. This message is written to the system log whenever an object analysis start request is being processed.

System action

Processing continues.

User response

None.

KO2E3071I %%%% OBJECT ANALYSIS
INITIALIZATION SUCCESSFUL

Explanation

The startup of object analysis collection for the indicated DB2 subsystem was successful.

System action

Object analysis collection is now active.

User response

None.

KO2E3078S %%%% OBJECT ANALYSIS
PHASE2 TERMINATION HAS
FAILED

Explanation

Object analysis for the indicated DB2 subsystem failed during termination.

System action

Object analysis collection for the indicated DB2 subsystem did not successfully terminate.

User response

Contact IBM support.

KO2E3080I %%%% OBJECT ANALYSIS
FORCED INTERVAL PROCESSING
STARTED

Explanation

Object Analysis for the indicated DB2 subsystem detected a shortage of available virtual memory in the address space.

System action

None.

User response

Modify the REGION= parameter on the started proc that runs Object Analysis. Increase the memory allocation for the address space running Object Analysis and restart Object Analysis.

KO2E3081I %%%% OBJECT ANALYSIS
FORCED INTERVAL PROCESSING
ENDED

Explanation

This message is issued a short time after the KO2E3080I message and indicates the successful completion of the interval processing.

System action

Object Analysis stops temporarily.

User response

Modify the REGION= parameter on the started proc that runs Object Analysis. Increase the memory allocation for the address space running Object Analysis and restart Object Analysis.

KO2E3082S	%%%% OBJECT ANALYSIS MEMORY SHORTAGE SHUTDOWN
------------------	--

Explanation

Object Analysis cannot continue with current processing because of virtual storage constraints.

System action

None.

User response

Modify the REGION= parameter on the started proc that runs Object Analysis. Increase the memory allocation for the address space running Object Analysis and restart Object Analysis.

KO2E3083I	%%%% OBJECT ANALYSIS RESTART WILL BE DONE ON DB2 RESTART
------------------	---

Explanation

Object Analysis detected that the indicated DB2 subsystem has stopped.

System action

Object Analysis will remain active and will restart its monitoring when the indicated DB2 subsystem restarts.

User response

None.

KO2E3084S	%%%% OBJECT ANALYSIS RESTART FAILED
------------------	--

Explanation

Object Analysis could not restart its monitoring of the indicated DB2 subsystem.

System action

Object Analysis for the indicated DB2 subsystem is terminated.

User response

Manually restart Object Analysis for the indicated DB2 subsystem. If the attempt fails, contact IBM support.

KO2E3085I	%%%% OBJECT ANALYSIS RESTART TERMINATED DUE TO B2 STOP COMMAND
------------------	---

Explanation

Object Analysis was waiting for the indicated DB2 subsystem to be restarted, but was stopped by the user via a **Stop** command.

System action

Object Analysis for the indicated DB2 subsystem is terminated.

User response

None.

KO2E3991E	EVENTMGR INVALID START PARM SUPPLIED
------------------	---

Explanation

This message is issued by the Event Manager to indicate that an invalid START parameter has been specified in member EMGR<lpar> of the RKD2PAR parameter library.

System action

Event Manager initialization is terminated.

User response

Correct the parameter problem and restart the Event Manager.

Chapter 31. K02H - Near-Term History Data Collector messages

K02H0001W *ssid* NEAR-TERM HISTORY DATA COLLECTOR - *aaaaaaaaaa* DB2 subsystem NOT ACTIVE. WAIT, OR REPLY ANOTHER DB2 ID, OR REPLY STOP

Explanation

The indicated DB2 subsystem is not active at this time. *aaaaaaaaaa* = COLLECTION, if this is the DB2 for which near-term history data is to be collected.

System action

Waits for a reply from the operator and then takes the requested action.

User response

Perform one of the following actions:

- Wait for the DB2 subsystem to become active and do not give a reply. This WTOR message is automatically canceled when the DB2 becomes active.
- Reply with the ID of another DB2 subsystem to be used in place of the inactive DB2.
- Reply **Stop** to terminate the attempted data collection for this DB2 subsystem.

To have near-term history collection wait for DB2 to become active without issuing this WTOR, add the NTHDB2I=WAIT option to the OMPEOPTS member of the RKD2PAR data set.

K02H0002W *ssid* NEAR-TERM HISTORY DATA COLLECTOR - DB2 *subsystem* ALREADY BEING MONITORED BY MORE THAN *n* TASKS. REPLY 'GO', OR 'STOP'

Explanation

The Near-Term History Data Collector has detected that the requested DB2 subsystem is already being monitored.

System action

The system waits for a reply from the operator, then takes the requested action.

User response

Review the specified options to ensure that they are correct.

K02H0003W *ssid* NEAR-TERM HISTORY DATA COLLECTOR - *aaaaaaaaaa* DB2 subsystem IS NOT VALID. REPLY ANOTHER DB2 ID, OR REPLY STOP

Explanation

The indicated DB2 is not valid on this system. *aaaaaaaaaa* = COLLECTION, if this is the DB2 subsystem for which near-term history data is to be collected.

System action

The system waits for a reply from the operator, and then takes requested action.

User response

Perform one of the following actions:

- Wait for the DB2 subsystem to become active and do not give a reply. This WTOR message is automatically canceled when the DB2 becomes active.
- Reply with the ID of another DB2 subsystem to be used.
- Reply **Stop** to terminate the attempted data collection for this DB2 subsystem.

K02H0013E INVALID PARAMETER: *parameter*

Explanation

The indicated parameter is not valid in the current context.

System action

Processing continues with the next recognizable parameter, if possible. The report request is rejected, and processing continues with the next report statement (if any).

User response

Correct the parameter and rerun the report request. If the parameter seems correct, check the adjacent parameters for correct syntax of the entire statement.

KO2H0450I **NEAR-TERM HISTORY DATA
COLLECTOR - INITIALIZING
COMMON SERVICES**

Explanation

An informational message.

KO2H0452I **NEAR-TERM HISTORY DATA
COLLECTOR - TERMINATING
COMMON SERVICES**

Explanation

An informational message.

KO2H0561I **H2 DATA SET *dsname* STATUS *n%*
FULL**

Explanation

This message supplies information about the status of all VSAM data sets specified in the collection options member. It shows whether the data set is actively storing data, available to store data, or unavailable. It also shows what percentage of the data set has been used.

System action

Processing continues.

User response

None.

KO2H0605I **<V1> Waiting for initialization of
output writer task <V2> minutes**

Explanation

<V1> is the name of the DB2 subsystem. <V2> is the number of minutes.

This message might be issued every five minutes. The Near Term History task is waiting for the output writer task to complete the initialization.

System action

The output writer task might be pre-formatting the VSAM linear data sets or it might be processing the VSAM files.

User response

By default, OMEGAMON for Db2 Performance Expert uses seven VSAM data sets to store Near Term History (NTH) information. If your installation uses more than this default number of data sets, then you should customize and run the JCL in TKO2SAMP member KO2INCAP to format all of these data sets before they are accessed by the OMEGAMON Collector. Formatting these data sets in advance avoids a long wait or a timeout when the OMEGAMON Collector is started and NTH collection is initiated.

KO2H0901U **NEAR-TERM HISTORY DATA
COLLECTOR - UNABLE TO LOAD
BASE SERVICES**

Explanation

An error occurred during initialization.

User response

Rerun the job. If the problem recurs, see your system programmer or contact IBM support.

KO2H0902U **NEAR-TERM HISTORY DATA
COLLECTOR - CANNOT LOCATE
LOAD MODULE *module*.
TERMINATING**

Explanation

OMEGAMON XE for DB2 PE initialization processing could not locate the indicated load module. This message is usually caused by a failure to fully unload the OMEGAMON XE for DB2 PE product tape, or by a failure to migrate all modules to the runtime library.

System action

Processing terminates.

User response

Verify that the load module is in the proper library and restart OMEGAMON XE for DB2 PE.

KO2H0903U **NEAR-TERM HISTORY DATA
COLLECTOR - LOAD MODULE
module IS AT THE WRONG
RELEASE LEVEL. TERMINATING**

Explanation

The indicated OMEGAMON XE for DB2 PE load module is not at the correct release level. This message is usually caused by a failure to fully unload the

OMEGAMON XE for DB2 PE product tape, or by a failure to migrate all modules to the runtime library.

System action

Processing terminates.

User response

Place a version of the load module that is at the correct release level in the proper library and restart OMEGAMON XE for DB2 PE.

K02H0904U	NEAR-TERM HISTORY - THE NTHDB2I REAL-TIME OPTION SPECIFIED IS NOT VALID. NTHDB2I=WTOR DEFAULT USED. (H2INIT)
------------------	---

Explanation

The value specified with the NTHDB2I parameter in the OMPEOPTS member of RKD2PAR is not valid. Valid values are WTOR or WAIT.

System action

Processing continues with the default value of WTOR.

User response

None.

K02H0950	OMEGAMON XE for DB2 PE INCOMPATIBLE WITH THIS OPERATING SYSTEM. TERMINATING
-----------------	--

Explanation

OMEGAMON XE for DB2 PE operates only in an MVS/XA or MVS/ESA environment.

System action

Processing terminates.

User response

Do not start OMEGAMON XE for DB2 PE on a non-MVS/XA or non-MVS/ESA operating system. Also, ensure that your operating system and your load library are compatible (both XA or both ESA).

K02H1305U	NEAR-TERM HISTORY DATA COLLECTOR NOT LICENSED FOR THIS SYSTEM. TERMINATING
------------------	---

Explanation

OMEGAMON XE for DB2 PE operates in an MVS/ESA environment, but you have an MVS/XA version of the OMEGAMON XE for DB2 PE near-term history component.

System action

Processing terminates.

User response

Use an MVS/ESA version of the OMEGAMON XE for DB2 PE near-term history component and restart the Near-Term History Data Collector.

K02H1306E	Near-Term History Data Collector REQUIRES APF LIBRARY. TERMINATING
------------------	---

Explanation

OMEGAMON XE for DB2 PE must run from an APF-authorized library.

System action

Processing terminates.

User response

Move the OMEGAMON XE for DB2 PE load modules to an APF-authorized library and restart the Near-Term History Data Collector.

K02H1316I	Near-Term History Data Collector HAS TERMINATED
------------------	--

Explanation

This is an informational message.

System action

Processing terminates.

User response

None.

K02H1350E	NEAR-TERM HISTORY DATA COLLECTOR - PARM PROCESSOR FAILED TO OBTAIN PARM WORK AREA
------------------	--

Explanation

An internal program error occurred where one task did not get passed from one area to another.

System action

Processing terminates.

User response

Contact DB2 support.

K02H1351E	NEAR-TERM HISTORY DATA COLLECTOR - CANNOT LOCATE RKD2PAR DATA SET
------------------	--

Explanation

Data set RKD2PAR could not be located. The data set probably does not exist.

System action

Processing terminates.

User response

Check the data set specified for ddname RKD2PAR and ensure that it is allocated.

K02H1352E	NEAR-TERM HISTORY DATA COLLECTOR - CANNOT OPEN RKD2PAR DATA SET
------------------	--

Explanation

The RKD2PAR data set could not be opened. The data set probably does not exist.

System action

Processing terminates.

User response

Check the data set specified for ddname RKD2PAR and ensure that it is allocated.

K02H1353E	NEAR-TERM HISTORY DATA COLLECTOR - CANNOT LOCATE RKD2PAR MEMBER SPECIFIED
------------------	--

Explanation

The RKD2PAR member could not be located. The member probably does not exist.

System action

Processing terminates.

User response

Check the data set specified for ddname RKD2PAR and ensure that the member is allocated.

K02H1354E	NEAR-TERM HISTORY DATA COLLECTOR - CANNOT ACQUIRE ENOUGH STORAGE TO READ RKD2PAR DATA SET
------------------	--

Explanation

Unable to obtain sufficient storage to read the RKD2PAR data set.

System action

Processing terminates.

User response

Contact IBM support.

K02H1355E	NEAR-TERM HISTORY DATA COLLECTOR - CANNOT ACQUIRE BUFFER STORAGE TO READ RKD2PAR DATA SET
------------------	--

Explanation

Unable to acquire buffer storage to read the RKD2PAR data set.

System action

Processing terminates.

User response

Contact IBM support.

K02H1356E	NEAR-TERM HISTORY DATA COLLECTOR - CANNOT ACQUIRE SUFFICIENT STORAGE FOR PARM PROCESSING
------------------	---

Explanation

Unable to acquire sufficient storage for parameter processing.

System action

Processing terminates.

User response

Contact IBM support.

KO2H1357E *ssid* NEAR-TERM HISTORY DATA COLLECTOR - WORD WITH NON-ALPHANUMERIC CHARACTER IN THE RKD2PAR RECORD: *record*

Explanation

A not valid word with a non-alphanumeric character was found in the RKD2PAR record.

System action

Processing terminates.

User response

Check the *record* following the message and correct it in the RKD2PAR member. For more information about *record*, see *Configuration and Customization*, chapter "Monitoring Profiles", section "Exploiting Monitoring Profiles".

KO2H1358E *ssid* NEAR-TERM HISTORY DATA COLLECTOR - INSUFFICIENT PARMS IN THIS RKD2PAR RECORD: *record*

Explanation

Insufficient parameters for the keyword were found in this RKD2PAR record.

System action

Processing terminates.

User response

Check the RKD2PAR record following this message and correct it in the RKD2PAR member.

KO2H1359E *ssid* NEAR-TERM HISTORY DATA COLLECTOR - UNBALANCED PARENTHESIS IN THIS RKD2PAR RECORD: *record*

Explanation

Unbalanced parentheses for the keyword were found in this RKD2PAR record.

System action

Processing terminates.

User response

Check the RKD2PAR record following this message and correct it in the RKD2PAR member.

KO2H1360E *ssid* NEAR-TERM HISTORY DATA COLLECTOR - INVALID KEYWORD/ PARAMETER IN THIS RKD2PAR RECORD: *record*

Explanation

A keyword or parameter greater than 27 characters or a wrong keyword was found in this RKD2PAR record.

System action

Processing terminates.

User response

Check the RKD2PAR record following this message and correct it in data set member RKD2PAR(COPT*ssid*).

KO2H1361E *ssid* NEAR-TERM HISTORY DATA COLLECTOR - INVALID NONNUMERIC CHARACTER IN THIS RKD2PAR RECORD: *record*

Explanation

A not valid nonnumeric character for the keyword was found in this RKD2PAR record.

System action

Processing terminates.

User response

Check the RKD2PAR record following this message and correct it in the RKD2PAR member.

KO2H1362E *ssid* NEAR-TERM HISTORY DATA COLLECTOR - ALPHA CHARS INSTEAD OF NUMBER IN THIS RKD2PAR RECORD: *record*

Explanation

An alphanumeric character for the keyword was found in this RKD2PAR record. The keyword requires a numeric value.

System action

Processing terminates.

User response

Check the RKD2PAR record following this message and correct it in the RKD2PAR member.

K02H1363E *ssid* NEAR-TERM HISTORY DATA COLLECTOR - INVALID NUMERIC CHARACTER IN THIS RKD2PAR RECORD: *record*

Explanation

A not valid numeric character for the keyword was found in this RKD2PAR record.

System action

Processing terminates.

User response

Check the RKD2PAR record following this message and correct it in the RKD2PAR member.

K02H1364E *ssid* NEAR-TERM HISTORY DATA COLLECTOR - TOO MANY PARMS IN THIS RKD2PAR RECORD: *record*

Explanation

Too many parameters for the keyword were found in this RKD2PAR record.

System action

Processing terminates.

User response

Check the RKD2PAR record following this message and correct it in the RKD2PAR member.

K02H1365E *ssid* NEAR-TERM HISTORY DATA COLLECTOR - INVALID PARM FOR KEYWORD IN THIS RKD2PAR RECORD: *record*

Explanation

A not valid parameter for the keyword was found in this RKD2PAR record.

System action

Processing terminates.

User response

Check the RKD2PAR record following this message and correct it in the RKD2PAR member.

K02H1366E *ssid* NEAR-TERM HISTORY DATA COLLECTOR - PARM OUT OF

NUMERIC RANGE IN THIS RKD2PAR RECORD: *record*

Explanation

A parameter out of numeric range was found in this RKD2PAR record.

System action

Processing terminates.

User response

Check the RKD2PAR record following this message and correct it in the RKD2PAR member.

K02H1367E *ssid* NEAR-TERM HISTORY DATA COLLECTOR - DETECTED INSUFFICIENT PARMS IN THIS RKD2PAR RECORD: *record*

Explanation

Insufficient parameters for the keyword were found in this RKD2PAR record.

System action

Processing terminates.

User response

Check the RKD2PAR record following this message and correct it in the RKD2PAR member.

K02H1369E *ssid* NEAR-TERM HISTORY DATA COLLECTOR - KEYWORD INVOKED TWICE IN THIS RKD2PAR RECORD: *record*

Explanation

A keyword was invoked twice in this RKD2PAR record.

System action

Processing terminates.

User response

Check the RKD2PAR record following this message and correct it in the RKD2PAR member.

K02H1370E *ssid* NEAR-TERM HISTORY DATA COLLECTOR - READ ERROR FROM RKD2PAR DATA SET. SYNTAX MESSAGE FOLLOWS:

Explanation

An error occurred while reading the RKD2PAR data set.

System action

Processing terminates.

User response

Check the RKD2PAR data set. If a partitioned data set is used, ensure that the member name is specified.

KO2H1375E *ssid* NEAR-TERM HISTORY DATA COLLECTOR - INVALID PARAMETER FOR KEYWORD *keyword*

Explanation

A not valid parameter for the DSNZPARM keyword was found. Valid options are YES and NO.

System action

Processing terminates.

User response

Check the RKD2PAR member and ensure that the DSNZPARM option is specified correctly.

KO2H1376I *ssid* NEAR-TERM HISTORY DATA COLLECTOR - ONLY ONE DATASET NAME ALLOWED WITH @DATE@TIME OR GDG(+1)

Explanation

More than one specification of a data set was found in parameter SEQDATASET in RKD2PAR (COPTcccc). If the variables @DATE and @TIME are used in the specification of a data set name, or if a Generation Data Group (GDG) name is specified, only a single data set name is allowed.

System action

Processing continues.

User response

Check and correct the SEQDATASET parameter value.

KO2H1377I *ssid* NEAR-TERM HISTORY DATA COLLECTOR - MAX GDG LENGTH IS 35 BYTES

Explanation

A GDG name with invalid length was found.

System action

Processing terminates.

User response

Specify a GDG name with a length of up to 35 bytes.

KO2H1378I *ssid* NEAR-TERM HISTORY DATA COLLECTOR - GDG SPEC IS NOT COMPATIBLE WITH @DATE@TIME VARIABLES

Explanation

The use of variables @DATE and @TIME is not allowed in the specification of a Generation Data Group (GDG) data set name.

System action

Processing continues.

User response

Correct the data set name in the SEQDATASET parameter in RKD2PAR (COPTcccc).

KO2H1379I *ssid* NEAR-TERM HISTORY DATA COLLECTOR - @DATE REQUIRES @TIME TO ASSURE UNIQUE DATA SET NAMES

Explanation

Either variable @DATE or @TIME was found in the specification of a data set name in parameter SEQDATASET in RKD2PAR (COPTcccc). However, to ensure a unique data set name, both variables must be used in the specification.

System action

Processing continues.

User response

Check and correct the SEQDATASET parameter value.

KO2H1380E *ssid* NEAR-TERM HISTORY DATA COLLECTOR - NOT USING ANY NEW PARMS FROM RKD2PAR MEMBER

Explanation

An error was detected. No further parameters from the RKD2PAR member will be processed.

System action

Processing terminates.

User response

Check the RKD2PAR member and correct the error.

K02H1381I	<i>ssid</i> NEAR-TERM HISTORY DATA COLLECTOR - DETECTED EMPTY RKD2PAR INPUT MEMBER OR DATA SET
------------------	---

Explanation

The parameter data set is empty.

System action

Processing continues.

User response

Rebuild the runtime environment by using the Configuration Tool (formerly ICAT) to restore the data set.

K02H1382I	<i>ssid</i> NEAR-TERM HISTORY DATA COLLECTOR - USED DEFAULT INTERVAL(15) TO EVALUATE MAXHOURS PARAMETER
------------------	--

Explanation

The default collection interval is used to calculate the maximum number of hours that the Near-Term History Data Collector can collect data.

System action

Processing continues.

User response

None.

K02H1383I	<i>ssid</i> NEAR-TERM HISTORY DATA COLLECTOR - SPACE UNITS MUST BE SPECIFIED AS "CYL" OR "TRK"
------------------	---

Explanation

An invalid keyword for the specification of space units was found.

System action

Processing terminates.

User response

None.

K02H1384I	<i>ssid</i> NEAR-TERM HISTORY DATA COLLECTOR - ALLOCATION SPACE AMOUNT INVALID
------------------	---

Explanation

The SPACE parameter in RKD2PAR (COPTcccc) contains a wrong value for the primary or secondary allocation, or both.

System action

Processing continues.

User response

Check and correct the SPACE parameter value.

K02H1391E	<i>ssid</i> NEAR-TERM HISTORY DATA COLLECTOR - CANNOT LOCATE THE PROCESSING ROUTINE FOR KEYWORD <i>n</i>
------------------	---

Explanation

Unable to locate the processing routine for the indicated keyword.

System action

Processing terminates.

User response

Contact IBM support.

K02H1392E	<i>ssid</i> NEAR-TERM HISTORY DATA COLLECTOR - CANNOT PROCESS FILTERING OPTIONS. WORK AREA TOO SMALL
------------------	---

Explanation

The filtering options cannot be processed because the work area is too small.

System action

Processing terminates.

User response

Contact IBM support.

K02H1393E *ssid* NEAR-TERM HISTORY DATA COLLECTOR - INVALID TABLE NAME/SYNONYM SPECIFIED IN THIS RKD2PAR RECORD:

Explanation

A not valid table name or synonym was specified.

System action

Processing terminates.

User response

Check the RKD2PAR record following this message and correct it in the RKD2PAR member.

K02H1394E *ssid* NEAR-TERM HISTORY DATA COLLECTOR - INVALID QUALIFIER IN THIS RKD2PAR RECORD:

Explanation

A not valid qualifier was specified.

System action

Processing terminates.

User response

Check the RKD2PAR record following this message and correct it in the RKD2PAR member.

K02H1395E *ssid* NEAR-TERM HISTORY DATA COLLECTOR - INVALID FILTERING VALUE IN THIS RKD2PAR RECORD:

Explanation

A not valid filtering value was specified.

System action

Processing terminates.

User response

Check the RKD2PAR record following this message and correct it in the RKD2PAR member.

K02H1399E *ssid* NEAR-TERM HISTORY DATA COLLECTOR - REQUIRED

KEYWORD DB2SYS IS NOT SPECIFIED

Explanation

The DB2SYS keyword is not specified. This keyword is required for the Near-Term History Data Collector, data summarization, and data extraction if LOAD(NO) is specified.

System action

Processing terminates.

User response

Specify the required keyword DB2SYS. Resubmit the request.

K02H1400I *ssid* NEAR-TERM HISTORY DATA COLLECTOR - THE MESSAGE NUMBER *message-id* IS NOT DEFINED

Explanation

The system attempted to write a message while parsing RKD2PAR (COPTcccc), but could not find the indicated *message-id*.

System action

Processing continues.

User response

Contact IBM support.

K02H1401E *ssid* NEAR-TERM HISTORY DATA COLLECTOR - SORT OR SCAN OPTION IS SPECIFIED, BUT NOT ACCOUNTING CLASS

Explanation

SORT or SCAN data was requested, but accounting data is not being collected.

System action

Processing terminates.

User response

Check the specified keywords and make the necessary changes. Resubmit the request.

K02H1402E *ssid* NEAR-TERM HISTORY DATA COLLECTOR - H2DATASET MUST

**BE SPECIFIED IF VSAM WRITE
OPTION SELECTED**

Explanation

VSAM was selected as the output destination, but the keyword H2DATASET was not specified.

System action

Processing terminates.

User response

Check the specified keywords and make the necessary changes. Resubmit the request.

K02H1403E *ssid* NEAR-TERM HISTORY DATA
COLLECTOR - *version-dependent*
text

Explanation

Version 3: *version-dependent text* is WRITEOPTION KEYWORD VALUE MUST BE VSAM: A wrong value for the WRITEOPTION keyword was specified.

Version 4: *version-dependent text* is WRITEOPTION KEYWORD VALUE VSAM MISSING: The indicated keyword value is missing.

System action

Processing terminates.

User response

Check the indicated keyword values and make the necessary changes. Resubmit the request.

K02H1404I *ssid* NEAR-TERM HISTORY
DATA COLLECTOR --
WRITEOPTION(NONE) SPECIFIED,
BUT NO STATISTICS DATA
COLLECTED

Explanation

WRITEOPTION(NONE) was specified, but statistics data was not being collected.

System action

Processing terminates.

User response

Check the specified keywords and make the necessary changes. Resubmit the request.

K02H1405W *ssid* NEAR-TERM HISTORY
DATA COLLECTOR -
KEYWORDS DYNAMICSQL/
LOCKCONT/LOCKSUSP IGNORED.
version-dependent text

Explanation

Version 3: *version-dependent text* is (WRITEOPTION NOT VSAM): The keywords DYNAMICSQL, LOCKCONT, and LOCKSUSP are only valid with WRITEOPTION(VSAM).

Version 4: *version-dependent text* is (WRITEOPTION WITHOUT VSAM): The keywords DYNAMICSQL, LOCKCONT, and LOCKSUSP are only valid with WRITEOPTION(VSAM) or WRITEOPTION(VSAM,SEQ).

System action

The Near-Term History Data Collector terminates.

User response

None.

K02H1406W *ssid* NEAR-TERM HISTORY DATA
COLLECTOR - KEYWORD *n* IS
OBSOLETE AND WAS IGNORED

Explanation

None.

System action

Processing continues.

User response

None.

K02H1407E *ssid* NEAR-TERM HISTORY DATA
COLLECTOR - THRDDATASET
MUST BE SPECIFIED IF THVSAM
WRITE OPTION SELECTED

Explanation

In the COPT member for DB2 subsystem *ssid*, WRITEOPTION(THVSAM) has been specified but no THRDDATASET name prefix has been specified.

System action

History collection is not started for the DB2 subsystem *ssid*.

User response

Either add the THRDDATASET name prefix if you want to collect Thread History, or remove the THVSAM write option if you do not want to collect Thread History.

KO2H1408W *ssid* NEAR-TERM HISTORY DATA COLLECTOR - Function for keyword *keyword* not yet implemented, option set to NO.

Explanation

In the COPT member for DB2 subsystem *ssid*, a Thread History collection keyword *keyword* has been specified which is not yet implemented in the Thread History collector.

System action

The keyword *keyword* is ignored and processing continues.

User response

The keyword *keyword* can be removed from *rhilev.RKD2PAR(COPTssid)* member to prevent the message from appearing.

KO2H1409E *ssid* NEAR-TERM HISTORY DATA COLLECTOR - THRDDATASET must have * in name.

Explanation

In the COPT member for DB2 subsystem *ssid*, the THRDDATASET does not contain an asterisk (*). The THRDDATASET keyword specifies a prefix for

the dataset names used by Thread History. The THRDL0G(nn) parameter specifies the number of thread history data sets. The asterisk (*) after the prefix is substituted with a four digit number starting with 0001 up to the number specified in THRDL0G.

System action

History collection is not started for the DB2 subsystem *ssid*.

User response

Correct the THRDDATASET parameter to include an asterisk (*) at the end of the prefix.

KO2H1413E *xxxx* NEAR-TERM HISTORY DATA COLLECTOR - At least one of the Anomaly Detection Use keys must be Y

Explanation

Anomaly detection uses the Thread Identity fields for grouping metrics. At least one key must be specified for subsystem *xxxx*.

System action

Near term history and anomaly detection are not started.

User response

Correct the anomaly detection control cards for COPT*xxxx*.

Chapter 32. KO2I - D5API Framework messages

KO2I return codes

KO2I messages might be accompanied by the following return codes:

Return code

00000000

Operation completed successfully

00000004

Error in collector routine

00000008

Error in collector routine

00000012

Error in collector routine

00000016

Error detected by collector module KO2ACONB

00000020

Error detected by agent module KD5ATC00

00000024

Agent module KD5ATC00 timed out or abended

00000028

Agent module KD5ATC00 detected internal DCST table was not initialized

KO2I reason codes

KO2I messages might be accompanied by the following reason codes:

Reason code

00000000

Operation completed successfully

00000004

Invalid call type in D5API control structure

00000008

Invalid eyecatcher in D5APIUSE structure

00000012

Invalid D5APIUSE pointer in DAPICOMM structure

00000016

Collector address space is not active

00000020

Common collector registry entry not found

00000024

Common collector registry not found

00000028

Common collector registry entry eyecatcher is invalid

00000032

D5APIUSE structure pointer in registry entry is zero

0000036
Agent attempt to connect to collector address space timed out

0000040
Agent attempt to collect data from collector timed out. Will retry

0000048
While connecting to the collector address space for a given DB2, the agent detected the DB2 subsystem was inactive.

0000052
Agent detected the collector address space common collector component (COMMCOLL) is inactive

0000056
Agent detected the collector address space common collector component (COMMCOLL) is inactive

0000060
Agent could not locate the ASCB address for the collector address space

0000064
Agent data collect call was issued for an unsuccessful connection

0000072
Agent data collect call occurred while connection was being disconnected

0000076
Common collector detected an invalid table name

0000080
Agent timed out attempting to disconnect from the collector address space

0000084
Agent detected that the common collector registry was not initialized

0000092
Agent could not locate the DAPICOMM structure for a given connection

0000104
Agent encountered an abend handling a connect, collect, or disconnect request

0000108
Agent detected that a connection to the collector address space already existed for a given DB2 subsystem

0000124
Common collector detected that the subtask to process IFI requests for a given DB2 subsystem was terminated

0000128
Common collector routine KO2AOMBB could not be loaded

0000132
Common collector cannot monitor a given DB2 subsystem. The PESERVER instance for it may not have started successfully, or it was stopped.

0000136
Agent timed out or encountered a problem handling a connection to the collector address space

0000140
Agent detected there were no free DAPICOMM structures for handling a connection request

0000144
Agent detected the internal DCST table was not initialized

0000152
Agent routine LOCDAPI routine abended and recovered

0000156
Agent routine GETDAPI routine abended and recovered

**KO2I0100I D5API COLLECTOR
INITIALIZATION IN PROGRESS**

Explanation

The D5API Collector is currently being initialized.

System action

None.

User response

None.

**KO2I0101I D5API COLLECTOR
INITIALIZATION COMPLETE**

Explanation

The D5API Collector has been successfully initialized.

System action

None.

User response

None.

**KO2I0102I D5API COLLECTOR MODIFY
COMMAND IN PROGRESS**

Explanation

The D5API Collector is processing the requested command.

System action

Begins command processing.

User response

None.

**KO2I0103I FORCE STOP REQUEST
ACKNOWLEDGED**

Explanation

A MODIFY command has been issued to force-stop the OMEGAMON XE for DB2 PE address space.

System action

The OMEGAMON XE for DB2 PE address space is forcibly terminated.

User response

Verify that the OMEGAMON XE for DB2 PE address space has terminated.

**KO2I0104I D5API COLLECTOR STOP
PROCESSING IN PROGRESS**

Explanation

A **Stop** command has been issued to terminate the D5API Collector in the OMEGAMON XE for DB2 PE address space.

System action

The D5API Collector is terminated.

User response

Verify that the D5API Collector has terminated.

**KO2I0105U D5API ABEND ACCESSING
DAPICOMM**

Explanation

The D5API Collector has abnormally terminated.

System action

An SVC dump is scheduled.

User response

Contact IBM support.

**KO2I0553E OINT Jobstep Program:
pppppppp. OMPE Subsystem
required.**

Explanation

Program name 'pppppppp' is the name specified on the EXEC statement of the STC JCL. OMEGAMON XE for DB2 PE releases version 4.2.0 and higher require that **PGM=K02ZTOBP** is specified on the EXEC statement of the STC JCL statement.

System action

Started task terminates.

User response

Specify PGM=K02ZTOPB on the EXEC statement of the STC JCL statement.

KO2I0554E **HINT Jobstep Program:
pppppppp. OMPE Subsystem
required.**

Explanation

Program name 'pppppppp' is the name specified on the EXEC statement of the STC JCL. OMEGAMON XE for DB2 PE releases version 4.2.0 and higher require that **PGM=K02ZTOBP** is specified on the EXEC statement of the STC JCL statement.

System action

Started task terminates.

User response

Specify PGM=K02ZTOPB on the EXEC statement of the STC JCL statement.

KO2I0107E **D5API FAILED TO ATTACH A
CONNECTION TO DB2 %%%% ON
BEHALF OF AGENT %%%%%%%%%%
%**

Explanation

The D5API common collector failed to attach a DB2 connection as requested by the XE agent.

System action

The XE agent Connect call is rejected.

User response

Contact IBM support.

KO2I0108E **D5API COLLECTOR DETACH %%
%ACON% FAILED**

Explanation

The D5API Collector could not detach the Connect/Collect subtask that was attached on behalf of an Agent address space.

System action

The D5API Collector resumes waiting for additional Agent address space requests.

User response

Contact IBM support.

KO2I0109E **D5API COLLECTOR ALREADY
ACTIVE IN D2 INSTANCE %%**

**%%%%%%%%. START COMMCOLL
REJECTED**

Explanation

The D5API Collector is currently active in the D2 instance and cannot be started.

System action

The D5API Collector is not restarted in the current D2 instance.

User response

Stop the previously started OMEGAMON Collector, then reissue the START COMMCOLL Server command.

KO2I0109I **D5API COLLECTOR DETACH %%
%ACON% SUCCESSFUL**

Explanation

The D5API Collector successfully detached the Connect/Collect subtask.

System action

None.

User response

None.

KO2I0110I **D5API COLLECTOR STATUS
DISPLAY**

Explanation

The D5API Collector is currently processing the requested MODIFY command.

System action

The MODIFY command is processed.

User response

None.

KO2I0111I **D5API COLLECTOR REGISTRY
DISPLAY**

Explanation

The D5API Collector is currently processing the requested MODIFY command.

System action

The MODIFY command is processed.

User response

None.

**KO2I0112I D5API COLLECTOR TRACEALL
DISPLAY**

Explanation

The D5API Collector is currently processing the requested MODIFY command.

System action

The MODIFY command is processed.

User response

None.

**KO2I0113E D5API COLLECTOR TRACE TABLE
NOT INITIALIZED**

Explanation

The trace table for the D5API Collector is not initialized.

System action

The **TRACEALL Modify** command has failed.

User response

Contact IBM support.

**KO2I0114I NO D5API COLLECTOR TRACE
DATA TO DISPLAY**

Explanation

No trace data is available for display at the current time.

System action

None.

User response

None.

**KO2I0115I D5API STIMER WAIT VALUE
SUCCESSFULLY CHANGED**

Explanation

The D5API Collector collect timer wait value has been successfully changed.

System action

None.

User response

None.

**KO2I0116E D5API INVALID STIMER WAIT
VALUE SUPPLIED**

Explanation

The D5API Collector collect timer wait value in the command is invalid.

System action

The command is rejected.

User response

Specify a valid wait value in the form of *hhmmssstth*.

**KO2I0117I D5API COLLECTOR RESMGR
DISPLAY**

Explanation

The D5API Collector is currently processing the requested MODIFY command.

System action

The MODIFY command is processed.

User response

None.

**KO2I0118I D5API NO RESMGR ENTRIES
DEFINED**

Explanation

A D5API Collector command was issued to display resource manager entries, but no entries were found.

System action

The command is rejected.

User response

None.

**K02I0119I D5API COLLECTOR TERMINATION
IN PROGRESS****Explanation**

The D5API Collector is terminating.

System action

None.

User response

None.

**K02I0120E D5API CONTROL TABLE VALIDITY
CHECK FAILED****Explanation**

The D5API Collector could not validate the acronym name in the D5API control table.

System action

D5API Collector termination continues.

User response

Contact IBM support.

**K02I0121E PC TABLE STORAGE RELEASE
FAILED****Explanation**

The D5API Collector could not release the PC table common storage structure.

System action

D5API Collector termination continues.

User response

If the problem persists, contact IBM support.

**K02I0121I D5API COLLECTOR WAITING FOR
SUBTASKS TO EXIT****Explanation**

A MODIFY command has been issued to stop the D5API Collector. Stop processing is waiting for all subtasks to end before terminating.

System action

The D5API Collector waits for the subtasks to end.

User response

None.

**K02I0122I RESMGR DEFERRED RESOURCE
CLEANUP COMPLETE****Explanation**

The D5API Collector successfully released common ECSA resources.

System action

None.

User response

None.

**K02I0122W D5API COLLECTOR FORCIBLY
TERMINATING****Explanation**

A MODIFY command was previously issued to stop the D5API Collector. The timer interval used to wait for all subtasks to end has been exceeded, causing termination.

System action

The D5API Collector is forcibly terminated.

User response

If the problem persists, contact IBM support.

**K02I0123I D5API REGISTRATION ENTRY
SUCCESSFULLY RELEASED****Explanation**

The D5API Collector instance registration entry has been successfully released.

System action

None.

User response

None.

**K02I0124I D5API COLLECTOR TERMINATION
COMPLETE****Explanation**

The D5API Collector has terminated.

System action

None.

User response

None.

**KO2I0127U D5API ECSA STRUCTURES
GETMAIN FAILED**

Explanation

Error occurred while getting ECSA storage for common collector control structures.

System action

The common collector is terminated. Dump is generated.

User response

Contact IBM support.

**KO2I0128U D5API ECSA STRUCTURES
GETMAIN FAILED**

Explanation

The D5API Collector could not obtain ECSA virtual storage for the D5APIUSE structure.

System action

The D5API Collector task terminates with abend code 3100.

User response

Contact IBM support.

**KO2I0129U D5API REGISTRATION ENTRY
CREATE FAILED**

Explanation

The D5API Collector could not create the instance registration table entry.

System action

The D5API Collector task abnormally terminates.

User response

Contact IBM support.

**KO2I0130I D5API REGISTRATION ENTRY
SUCCESSFULLY REBUILT**

Explanation

The D5API Collector successfully rebuilt the registration table entry for this instance of OMEGAMON XE for DB2 PE.

System action

None.

User response

None.

**KO2I0131U D5API REGISTRATION TOKEN
DELETE FAILED**

Explanation

The D5API Collector could not delete the system-level registration name/token pair.

System action

The D5API Collector task abnormally terminates.

User response

Contact IBM support.

**KO2I0133U INTERNAL TRACE RECORDING
TERMINATED DUE TO ABEND**

Explanation

The D5API internal trace processing has abnormally terminated.

System action

Trace processing stops collecting internal trace data.

User response

Message KO2I0143I is issued indicating that recovery is successful. Contact IBM support if recovery is not successful.

**KO2I0133W INTERNAL TRACE RECORDING
PREVIOUSLY TERMINATED DUE
TO ABEND. NO TRACE DATA TO
DISPLAY**

Explanation

A command was issued to display internal trace data, but no trace data is available to display because trace processing was previously terminated because of an abnormal end.

System action

The command is rejected.

User response

Shut down and restart OMEGAMON XE for DB2 PE. If the problem persists, contact IBM support.

KO2I0134I D5API REGISTRATION ENTRY SUCCESSFULLY CREATED

Explanation

The D5API Collector successfully created the registration table entry for this instance of OMEGAMON XE for DB2 PE.

System action

None.

User response

None.

KO2I0136I D5API TASK-LEVEL TOKEN SUCCESSFULLY CREATED

Explanation

The D5API Collector successfully re-created the task-level name/token pair for Collect/Connect process functions.

System action

None.

User response

None.

KO2I0137E D5API RESMGR INITIALIZATION FAILED

Explanation

The D5API Collector could not initialize the resource manager table.

System action

The D5API Collector abnormally terminates.

User response

Contact IBM support.

KO2I0138I D5API RESMGR INITIALIZATION COMPLETE

Explanation

The D5API Collector successfully initialized the resource manager table.

System action

None.

User response

None.

KO2I0140E INVALID MODIFY COMMAND RECEIVED

Explanation

A not valid D5API Collector command has been entered.

System action

The command is rejected.

User response

Specify a valid command.

KO2I0140I D5API COLLECTOR MODIFY COMMAND COMPLETED

Explanation

A D5API Collector command has been successfully executed.

System action

The command is executed.

User response

None.

KO2I0141I D5API COLLECTOR TRACE SET TO <V1>

Explanation

The D5API Collector has been started or modified with one of the following trace processing parameters (<V1>):

- TRACE=NO - No trace informational messages will be displayed in the OMEGAMON job log and Agent address space log.

- TRACE=YES - Trace informational messages will be displayed in the OMEGAMON job log and Agent address space log.
- TRACE=YES, DATA - Trace informational messages will be displayed in the OMEGAMON job log and Agent address space log, including collected DB2 table data.

System action

The D5API Collector sets the appropriate trace environment.

User response

None.

**KO2I0142I D5API ATTACHED A CONNECTION
TO DB2 DDDD ON BE HALF OF
AGENT \$\$\$\$\$\$\$**

Explanation

The D5API common collector successfully attached a DB2 connection as requested by the XE agent.

System action

The D5API common collector monitors the DB2 connection for XE agent data collection requests.

User response

None.

**KO2I0143I D5API COLLECTOR ABEND
RECOVERY SUCCESSFUL.
PROCESSING CONTINUES**

Explanation

A D5API Collector component has been deactivated because of an abnormal termination.

System action

Processing continues without the failed component.

User response

Contact IBM support.

**KO2I0144I D5API DB2 CONNECTIONS
DISPLAY**

Explanation

A D5API Collector command was issued to display DB2 Agent connections.

System action

The command is executed.

User response

None.

**KO2I0144W D5API NO ACTIVE DB2 AGENT
CONNECTIONS FOUND**

Explanation

A D5API Collector command was issued to display DB2 Agent connections, but no active DB2 Agent connections were found.

System action

None.

User response

None.

**KO2I0147U MODIFY COMMAND ABNORMALLY
TERMINATED**

Explanation

The requested MODIFY command has abnormally terminated.

System action

The D5API Collector resumes processing.

User response

Contact IBM support.

**KO2I0148I D5API USING REGISTRATION
TABLE %%%%%%%%%%**

Explanation

The D5API Collector successfully retrieved the persistent system-level name/token pair that is used to anchor the registration table address.

System action

None.

User response

None.

KO2I0149I D5API PTF BUILD IS <V1> <V2>

Explanation

This message displays the OMEGAMON XE for DB2 PE assembly date (<V1>) and time (<V2>) values.

System action

None.

User response

None.

KO2I0150E	D5API UNKNOWN POST CODE RECEIVED ON BEHALF OF AGENT <V1> - DAPIPSTC=<V2> CALL=<V3>
------------------	---

Explanation

The D5API Collector received an unknown post code.

- <V1> is the name of the agent.
- <V2> is the D2 post code in the DAPIPSTC field. This field identifies the unknown post code received. Valid post codes are:
 - 00000001 - Discover action
 - 00000002 - Connect action
 - 00000003 - Collect action
 - 00000005 - Disconnect action
 - .
- <V3> is the type of call being processed. This field identifies the invalid processing request. Valid processing requests are:
 - DSV - Discover call
 - CON - Connect call
 - COL - Collect call
 - DIS - Disconnect call

System action

The Agent Connect/Collect call is not processed.

User response

Contact IBM support.

KO2I0151W	D5API COLLECTOR FAILED TO LOCATE DB2 ssid ON BEHALF OF AGENT %%%%%%%%%%
------------------	--

Explanation

The OMEGAMON XE D5API common collector could not connect to the specified DB2 *ssid* as requested by Agent %%%%%%%%%%.

System action

The Agent Connect call is terminated.

User response

Verify that the DB2 subsystem *ssid* is started and functioning properly.

KO2I0152U	D5API COLLECTOR DETECTED DB2 ssid IS NOT OPERATIONAL ON THIS SYSTEM
------------------	--

Explanation

The OMEGAMON XE D5API common collector could not connect to the indicated DB2 subsystem.

System action

The Agent Connect call is terminated.

User response

This condition occurs when the target DB2 subsystem normally or abnormally terminates while the D5API Connect call is in progress. Verify that the indicated DB2 subsystem is started and functioning properly.

KO2I0152W	D5API UNABLE TO LOCATE AGENT ADDRESS SPACE
------------------	---

Explanation

The D5API Collector Connect/Collect task could not determine the status of the Agent address space.

System action

The D5API Collector Connect/Collect task is terminated.

User response

Determine why the Agent address space terminated, and take appropriate action.

KO2I0153I	D5API COLLECTOR WAITING FOR AGENT %%%%%%%%%% CONNECTION REQUESTS
------------------	---

Explanation

An OMEGAMON XE for DB2 PE agent caused the DB2 collection driver module to be attached.

System action

Waiting for Agent connection requests.

User response

None.

KO2I0154I	D5API COLLECTOR IS CONNECTING TO DB2 %%%% ON BEHALF OF AGENT %%%%%%%%%%
------------------	--

Explanation

An OMEGAMON XE for DB2 PE agent caused the DB2 collection driver module to connect to the specified DB2 subsystem to collect data.

System action

The connection request is processed.

User response

None.

KO2I0155I	D5API COLLECTOR SUCCESSFULLY COLLECTED DATA FROM DB2 %%%% ON BEHALF OF AGENT %%%%%%%%%%
------------------	--

Explanation

A DB2 collection request was issued by an OMEGAMON XE for DB2 PE agent, and data was successfully collected from the indicated DB2 subsystem.

System action

The requested data is collected.

User response

None.

KO2I0156I	D5API COLLECTOR FOUND NO DATA TO COLLECT FROM DB2 ssid ON BEHALF OF AGENT %%%% %%%
------------------	---

Explanation

The OMEGAMON XE D5API common collector found no data to collect from the specified DB2 subsystem *ssid* as requested by Agent %%%%%%%%%%.

System action

The Agent is notified that no data has been returned.

User response

Verify that the DB2 subsystem *ssid* is started and functioning properly.

KO2I0157I	D5API COLLECTOR DISCONNECTED FROM DB2 %%% % ON BEHALF OF AGENT %%% %%%
------------------	---

Explanation

An OMEGAMON XE for DB2 PE shutdown request was issued and the active DB2 Agent connection was terminated.

System action

The active DB2 connection is terminated.

User response

None.

KO2I0158W	D5API COLLECTOR UNABLE TO LOCATE DB2 %%%% ON BEHALF OF AGENT %%%%%%%%%%
------------------	--

Explanation

The D5API Collector could not locate the indicated DB2 subsystem.

System action

The connection request is rejected.

User response

Specify a valid DB2 SSID and check that the DB2 bind for the Agent's plan has been run.

KO2I0159W	D5API COLLECTOR UNABLE TO ACCESS AGENT %%%%%%%%%% COMMUNICATION DATA AREA <DAPICOMM>
------------------	---

Explanation

The D5API Collector tried to cross-memory post the Agent for completion of a Connect, Collect, or Disconnect call, but could not access the Agent DAPICOMM communication structure.

System action

The D5API Collector unit of work associated with the request is terminated.

User response

Verify that the Agent address space is still active in the system. If the Agent address space is not active in the system, restart it.

KO2I0160U	COLLECTOR UNABLE TO LOCATE AGENT %%%%%%%%%% FOR D5API CALL POST COMPLETION
------------------	---

Explanation

D5API could not locate the agent to complete the action.

System action

The common collector DB2 connection is terminated.

User response

None.

KO2I0161W	D5API COLLECTOR FORCIBLY TERMINATED DB2 DDDD CONNECTION ON BEHALF OF AGENT %%%%%%%%%%
------------------	--

Explanation

The common collector DB2 connection is terminated forcibly when receiving no response from the termination request.

System action

The D5API collector DB2 connection is terminated.

User response

None.

KO2I0162U	D5API COLLECTOR FAILED TO LOAD THE OMEGAMON BATCH API ON BEHALF OF AGENT %%%%% %%%
------------------	---

Explanation

The common collector could not load the required API for agent.

System action

The common collector is terminated.

User response

Contact IBM support.

KO2I0163U	AGENT %%%%%%%%%% DAPICOMM STRUCTURE FAILED INTEGRITY CHECKS. DB2 %%% CONNECTION TERMINATED
------------------	---

Explanation

D5API control structure internal error occurred for the DB2 connection.

System action

The D5API collector DB2 connection is terminated.

User response

Contact IBM support.

KO2I0164I	COLLECTOR RELEASE COUNTER TBL DB2 %%%% ON BEHALF OF AGENT %%%%%%%%%%
------------------	---

Explanation

The D5API collector released counter table when the D5API DB2 connection is terminated.

System action

Storage is released.

User response

None.

KO2I0170U	<Snnn> ABEND IN MODULE <prognm1> PERCOLATED TO D5API MODULE <prognm1>.
------------------	---

Explanation

An abend <Snnn> occurred.

System action

An SVC dump is scheduled.

User response

Contact IBM support.

**KO2I0180U LOCAL DAPICOMM STORAGE
RELEASE ERROR**

Explanation

The XE Agent failed to release a local storage communication structure used to communicate with the D5API common collector.

System action

Normal disconnect processing continues.

User response

Contact IBM support.

**KO2I0181W D5API IS NOT ACTIVE IN D2=%
%%%%%%%%% ADDRESS SPACE.
CONNECT CALL FAILED FOR DB2
%%%%%%%%%**

Explanation

The D5API Collector is not active in the OMEGAMON XE for DB2 PE address space.

System action

The Agent Connect call is rejected.

User response

Verify that the OMEGAMON XE for DB2 PE address space is active in the system. If not, restart it.

**KO2I0182E FAILED TO LOCATE THE D2=%%%
%%%%%%%%% ADDRESS SPACE**

Explanation

The OMEGAMON XE for DB2 PE address space is not active in the system.

System action

The Agent Connect call is rejected.

User response

Verify that the OMEGAMON XE for DB2 PE address space is active in the system. If not, restart it.

**KO2I0183W D5API IS NOT ACTIVE IN D2 %
%%%%%%%%% ADDRESS SPACE.**

**COLLECT CALL FAILED FOR DB2 %
%%%**

Explanation

The OMEGAMON XE D5API Agent collection function could not collect data from the specified D2 Server address space.

System action

The Agent Collect call is terminated.

User response

Verify that the D5API Collector component is active in the D2 Server address space by issuing the following STATUS MODIFY command: **F 02CI, COMMCOLL, STATUS**. For STATUS=INACTIVE, stop the D5API Collector and restart it. To stop the D5API Collector, issue the following MODIFY command: **F 02CI, F COMMCOLL, STOP**. To restart the D5API Collector, issue the following MODIFY command: **F 02CI, F COMMCOLL, START**. Replace **02CI** with your D2 Server started task name.

**KO2I0184E LOCASCB FAILED TO LOCATE THE
D2=%%%%%%%%%% ADDRESS
SPACE**

Explanation

The OMEGAMON XE for DB2 PE address space is not active in the system.

System action

The Agent Connect call is rejected.

User response

Verify that the OMEGAMON XE for DB2 PE address space is active in the system. If not, restart it.

**KO2I0185E CONTROL TABLE LOCATE ERROR
D2=%%%%%%%%%%**

Explanation

The OMEGAMON XE for DB2 PE address space is not active in the system.

System action

The Agent Connect call is rejected.

User response

Verify that the OMEGAMON XE for DB2 PE address space is active in the system. If not, restart it.

KO2I0186E	D5API PC ENVIRONMENT NOT INITIALIZED D2=%%%%%%%%%
------------------	--

Explanation

The OMEGAMON XE for DB2 PE address space has not yet initialized the cross-memory environment.

System action

The Agent Connect call is rejected.

User response

Verify that the OMEGAMON XE for DB2 PE address space is active in the system. If not, restart it.

KO2I0186U	DB2 %%%% CONNECTION ALREADY EXISTS IN OM %%%% - CONNECT CALL REJECTED
------------------	--

Explanation

The D5API Connect call failed because a DB2 connection already exists.

System action

The Connect call is rejected.

User response

Shut down and restart the Agent address space.

KO2I0187W	D5API IS NOT ACTIVE IN D2 NNNNNNNN ADDRESS SPACE. DISCOVER CALL FAILED
------------------	---

Explanation

The OMEGAMON XE D5API Agent Discover function could not discover the status of active DB2 subsystem IDs known to the D2 Server address space.

System action

The Agent Discover call is terminated.

User response

Verify that the D5API Collector component is active in the D2 Server address space by issuing the following STATUS MODIFY command: **F 02CI, F COMMCOLL, STATUS**. For STATUS=INACTIVE, stop the

D5API Collector and restart it. To stop the D5API Collector, issue the following MODIFY command: **F 02CI, F COMMCOLL, STOP**. To restart the D5API Collector, issue the following MODIFY command: **F 02CI, F COMMCOLL, START**. Replace **02CI** with your D2 Server started task name.

KO2I0188E	LOCASCB FAILED TO LOCATE THE D2=%%%%%%%%% ADDRESS SPACE
------------------	--

Explanation

The OMEGAMON XE for DB2 PE address space is not active in the system.

System action

The Agent Disconnect call is rejected.

User response

Verify that the OMEGAMON XE for DB2 PE address space is active in the system. If not, restart it.

KO2I0189I	AGENT %%%% ATTEMPTING CONNECTION TO %%%% VERSION Vnnn BY %%%% - DB2 %%%%
------------------	---

Explanation

An OMEGAMON XE for DB2 PE agent is attempting a connection to the indicated *Vnnn* OMEGAMON common collector for the indicated DB2 system.

System action

The agent is attempting a connection.

User response

None.

KO2I0190W	CONNECT TIME LIMIT EXCEEDED. CONNECT CALL FAILED
------------------	---

Explanation

The OMEGAMON XE D5API Collector Agent connection function exceeded the internally specified nine minutes connect time allowance.

System action

The Agent Connect call is terminated.

User response

Check the OMEGAMON collector job log or OMEGAMON XE for DB2 PE agent RKLVLG for possible causes.

**KO2I0191W COLLECT TIME LIMIT EXCEEDED.
 COLLECT CALL FAILED**

Explanation

The OMEGAMON XE D5API Collector Agent data collection function exceeded the internally specified 30 seconds collect time interval.

System action

The Agent Collect call is terminated

User response

Issue the **F 02CI,F COMMCOLL,STIMER=hhmmssst**h MODIFY D2 Server command to change the default collect time interval. **02CI** is the D2 Server started task name and *hhmmssst* is used to specify a new collect time interval. Example: **F 02CI,F COMMCOLL,STIMER=00050000** changes the collect time interval to 50 seconds.

**KO2I0192W DISCONNECT TIME LIMIT
 EXCEEDED. DISCONNECT CALL
 FAILED.**

**KO2I0193I AGENT %%%%%%%%%%
 CONNECTED TO %%%%%%%%%% -
 DB2 %%%%%%%%%%**

Explanation

The OMEGAMON XE for DB2 PE agent successfully connected to the OMEGAMON common collector for the indicated DB2 subsystem.

System action

The agent Connect call succeeded.

User response

None.

**KO2I0194I AGENT %%%%%%%%%% FAILED TO
 CONNECT TO %%%%%%%%%% -
 DB2 %%%%%%%%%%**

Explanation

The OMEGAMON XE for DB2 PE agent failed to connect to the OMEGAMON common collector for the indicated DB2 subsystem.

System action

The agent Connect call failed.

User response

Check the OMEGAMON collector job log or OMEGAMON XE for DB2 PE agent RKLVLG for possible causes.

**KO2I0195I AGENT %%%%%%%%%%
 DISCONNECTED FROM %%%%%%%%%%
 %%%%%%%% - DB2 %%%%%%%%%%**

Explanation

The OMEGAMON XE for DB2 PE agent disconnected from the OMEGAMON common collector for the indicated DB2 subsystem.

System action

The agent is disconnected from the common collector.

User response

None. It might be that the OMEGAMON common collector or DB2 system was recycled.

**KO2I0200U UNABLE TO LOG COLLECTED
 DATA. ZERO UAB ADDRESS
 SUPPLIED**

Explanation

The D5API Agent could not locate the User Agent Block (UAB) supplied by the caller.

System action

Log data is not collected.

User response

Contact IBM support.

**KO2I0201U UNABLE TO LOG COLLECTED
 DATA. UAB FAILED VALIDITY
 CHECK**

Explanation

The D5API Agent could not validate the User Agent Block (UAB) supplied by the caller.

System action

Log data is not collected.

User response

Contact IBM support.

**KO2I0202U UNABLE TO LOG COLLECTED
DATA. UAB BUFFER OVERFLOW**

Explanation

The D5API Agent could not locate a User Agent Block (UAB) buffer required to log collected data.

System action

Log data is not collected.

User response

Contact IBM support.

**KO2I0203U DAPICOMM STRUCTURE CELL
ELEMENT OBTAIN FAILURE**

Explanation

The D5API call could not obtain a communication data structure that is required to communicate Connect calls to the common collector.

System action

The Connect call is rejected.

User response

Contact IBM support.

**KO2I0203W TASK TYPE RESMGR
INITIALIZATION FAILED**

Explanation

The D5API Agent could not define a task type resource manager.

System action

Processing continues without the resource manager.

User response

None.

**KO2I0204U LOCAL DAPICOMM STORAGE
OBTAIN ERROR**

Explanation

The XE Agent could not obtain local storage for the communication structure that is required to perform a Connect call to the D5API common collector.

System action

The XE agent Connect call is rejected.

User response

Increase the XE agent address space region size and restart the agent started task.

**KO2I0205I DISCONNECT CALL ISSUED ON
BEHALF OF AGENT BY D5API EOT
RESOURCE MANAGER**

Explanation

The D5API Collector end-of-task resource manager detected that the Agent did not release its connection control structure during termination processing.

System action

The end-of-task resource manager releases the Agent connection structure on behalf of the terminating Agent address space.

User response

None.

**KO2I0205U UNABLE TO LOCATE COMMON
COLLECTOR REGISTRY ENTRY FOR
OM SERVER %%%%%%%%%%**

Explanation

The D5API call could not locate the common collector registry for the specified OMEGAMON Collector.

System action

The Connect, Collect, or Disconnect call is terminated.

User response

Verify that the OMEGAMON Collector that the Agent is trying to communicate with is active in the system. If it is not active, start the OMEGAMON Collector.

**KO2I0206U UNABLE TO VALIDITY-CHECK
DAPICOMM STRUCTURE STATUS
DUE TO QUEUE SCAN FAILURE**

Explanation

The D5API call could not locate the communication data structure that is required to process the common collector Collect or Disconnect call.

System action

The Collect or Disconnect call is rejected.

User response

Contact IBM support.

KO2I0207U	D5API CONTROL STRUCTURE FOR D2 %%%%%%%%%% FAILED INTEGRITY CHECKS. CONNECT CALL FAILED
------------------	---

Explanation

The Agent program call (PC) routine could not successfully reference processing information in the D5API Collector control structure.

System action

The Connect call is rejected.

User response

Contact IBM support.

KO2I0208U	AGENT DAPICOMM STRUCTURE FAILED INTEGRITY CHECKS. CONNECT CALL FAILED
------------------	--

Explanation

The Agent program call (PC) routine could not successfully reference processing information in the DAPICOMM communication structure.

System action

The Connect call is rejected.

User response

Contact IBM support.

KO2I0209U	AGENT COLLECT CALL FAILED. CONNECT CALL NOT PREVIOUSLY ISSUED. COLLECT CALL FAILED
------------------	---

Explanation

The Agent program call (PC) routine could not process the Collect call because Connect was not previously issued.

System action

The Connect call is rejected.

User response

Contact IBM support.

KO2I0210W	AGENT TERMINATING DB2 %%% % CONNECTION IN D2 %%% %%%
------------------	---

Explanation

The Agent program call (PC) routine disconnected the specified DB2 from the D5API Collector because the Agent issued a Connect call to the same DB2 subsystem twice without a Disconnect call being issued.

System action

The connection to the specified DB2 is reestablished.

User response

None.

KO2I0211W	DAPICOMM STRUCTURE ACCESS FAILED FOR DB2 <ssid> RECOVERY SUCCESSFUL
------------------	--

Explanation

The D5API agent disconnect function tried to storage release a previously freed ECSA DAPICOMM structure.

System action

The error is ignored and the Disconnect call request is successfully processed.

User response

None.

KO2I0212I	AGENT SUCCESSFULLY RELEASED DAPICOMM STRUCTURE FOR DB2 ssid
------------------	--

Explanation

The D5API agent disconnect function successfully storage released the ECSA DAPICOMM structure.

System action

Disconnect call processing continues.

User response

None.

KO2I0212U	UNABLE TO LOCATE A CONNECTION TO DB2=<i>ssid</i> IN OM SERVER <i>server-name</i> - [COLLECT DISCONNECT] CALL FAILED
------------------	--

Explanation

The D5API call could not locate a connection for the specified DB2 subsystem on the target OMEGAMON Collector.

System action

The specified D5API call is terminated and error and reason codes are returned to the calling agent.

User response

Contact IBM support.

KO2I0213U	UNABLE TO LOCATE SPECIFIED DB2=%%%%% SUBSYSTEM - %%% %%%% CALL FAILED
------------------	--

Explanation

The D5API Connect or Collect call failed because the DB2 subsystem was not found.

System action

The Connect or Collect call is rejected.

User response

Start the specified DB2 subsystem.

KO2I0214U	INVALID TABLE NAME SUPPLIED BY AGENT %%%% %%%% TABLE=%% %%% %%% %%% DB2=%% %%%
------------------	---

Explanation

The D5API common collector detected that the table name supplied by the XE agent is invalid.

System action

The XE agent collect call is rejected.

User response

Contact IBM support.

KO2I0215U	IFI SUBTASK IS INACTIVE FOR AGENT <V1>, TABLE=<V2>, DB2=<ssid>
------------------	---

Explanation

None.

System action

None.

User response

None.

KO2I0929E	UNSUPPORTED IMS VERSION <V1>
------------------	---

Explanation

An active thread originated from an IMS version that is not supported by the product.

- <V1> is the unsupported IMS version.

System action

IMS-specific information, such as transaction ID, is displayed as N/A.

User response

Request a product upgrade for support of IMS version <V1>.

KO2I1000W	Connection to OMPE Server sssssss Failed. Subsystem db2 Return=<i>return</i> Reason=<i>reason</i>. Retrying in <i>nn</i> Seconds)
------------------	--

Explanation

The XE Agent's attempt to connect to the OMEGAMON for Db2 PE Collector failed.

- Return= indicates the return code. For more information, see [“KO2I return codes” on page 355](#).
- Reason= indicates the reason code. For more information, see [“KO2I reason codes” on page 355](#).

System action

The Agent will keep retrying to connect to the OMPE Server until it is started.

User response

Start the OMPE Server.

KO2I1001W **Connection to OMPE
Server ssssssss Lost.
Return=*return* Reason=*reason*
CollectReturn=*return2***

Explanation

The XE Agent has detected that the OMPE Server is no longer running.

- Return= indicates the return code. For more information, see “[KO2I return codes](#)” on page 355.
- Reason= indicates the reason code. For more information, see “[KO2I reason codes](#)” on page 355.

CollectReturn

00000000

Collection completed successfully

00000004

The number of rows returned exceeded the capacity of the agent.

00000008

An abend occurred in the collection routine.

System action

None.

User response

Restart the OMPE Server.

KO2I1002E **Connection to OMPE Server
sssssss Failed. Subsystem *db2***

**Return=*return* Reason=*reason*. Not
Retrying**

Explanation

The XE Agent has detected that the OMPE Server is not configured for this DB2 subsystem and cannot monitor it.

- Return= indicates the return code. For more information, see “[KO2I return codes](#)” on page 355.
- Reason= indicates the reason code. For more information, see “[KO2I reason codes](#)” on page 355.

System action

The Agent does not try to reconnect to the OMPE Server until it is configured and restarted.

User response

If you want to monitor the indicated DB2 subsystem, reconfigure and restart the OMPE Server and the OMEGAMON XE Agent . Otherwise, remove this subsystem from Auto Discovery.

KO2I9999I **<V1>**

Explanation

An internal error has occurred. <V1> provides information necessary for debugging and troubleshooting.

User response

Contact IBM Software Support.

Chapter 33. KO2M - ISPF messages

KO2M001 **OMEGAMON XE for DB2 PE VTAM session ended successfully**

Explanation

The task "View online DB2 activity - Classic Interface" was successfully ended by a user action.

System action

None.

User response

None.

KO2M002 **OMEGAMON XE for DB2 PE VTAM session ended. Return code *rc***

KO2M003 **RETURN PF key has been modified**

Explanation

The immediate return function was successfully modified by a user action.

System action

None.

User response

None.

KO2M004 **Data set *name* is not available**

KO2M005 **Module *name* is not available in *dsname***

Explanation

EXEC FPEJINIT could not locate the indicated module in the indicated data set.

System action

The start process terminated.

User response

Ensure that the indicated library is accessible.

Chapter 34. K020 - VTAM Display Logic messages

K0200450I INITIALIZING COMMON SERVICES

Explanation

An informational message.

K0200452I TERMINATING COMMON SERVICES

Explanation

An informational message.

K0200500E Near-Term History Data Collector - OPEN VSAM DATA SET FAILED WITH RETURN CODE=*rc*, REASON CODE=*rs*

Explanation

An error occurred while an OPEN request was issued to the VSAM data set. This problem could be caused by an I/O error on the VSAM data set.

System action

Processing continues, but the data extractor cannot extract any performance data from GTF or SMF.

User response

If the error code does not indicate an I/O error, contact IBM support.

K0200501E Near-Term History Data Collector - CLOSE VSAM DATA SET FAILED WITH RETURN CODE=*rc*, REASON CODE=*rs*

Explanation

An error occurred while a CLOSE was issued to the VSAM data set. This problem could be caused by an I/O error on the VSAM data set.

System action

Processing continues, but the VSAM data set was not closed.

User response

If the error code does not indicate an I/O error, contact IBM support.

K0200502E Near-Term History Data Collector - SHOWCB/GENCB RPL FAILED WITH RETURN CODE=*rc*, REASON CODE=*rs*

Explanation

An error occurred while SHOWCB/GENCB RPL was issued against the VSAM data set. This problem could be caused by an I/O error on the VSAM data set.

System action

Processing continues, but the data extractor cannot extract any performance data from GTF or SMF.

User response

If the error code does not indicate an I/O error, contact IBM support.

K0200503E Near-Term History Data Collector - SHOWCB/GENCB EXLST FAILED WITH RETURN CODE=*rc*, REASON CODE=*rs*

Explanation

An error occurred while SHOWCB/GENCB EXLST was issued against the VSAM data set. This problem could be caused by an I/O error on the VSAM data set.

System action

Processing continues, but the data extractor cannot extract any performance data from GTF or SMF.

User response

If the error code does not indicate an I/O error, contact IBM support.

K0200504E Near-Term History Data Collector - SHOWCB/GENCB ACB FAILED WITH RETURN CODE=*rc*, REASON CODE=*rs*

Explanation

An error occurred while SHOWCB/GENCB ACB was issued against the VSAM data set. This problem could be caused by an I/O error on the VSAM data set.

System action

Processing continues, but data extractor cannot extract any performance data from GTF or SMF.

User response

If the error code does not indicate an I/O error, contact IBM support.

KO200505E **Near-Term History Data Collector - VSAM PUT FAILED WITH RETURN CODE=rc, REASON CODE=rs**

Explanation

An error occurred while a PUT was issued to the VSAM data set. This problem could be caused by an I/O error on the VSAM data set.

System action

Processing continues, but the data extractor cannot extract any performance data from GTF or SMF.

User response

If the error code does not indicate an I/O error, contact IBM support.

KO200507E **Near-Term History Data Collector - VSAM LOGICAL I/O ERROR WITH RETURN CODE=rc, REASON CODE=rs**

Explanation

A logical I/O error occurred while a PUT was issued to the VSAM data set. This problem could be caused by an I/O error on the VSAM data set.

System action

Processing continues, but the data extractor cannot extract any performance data from GTF or SMF.

User response

If the error code does not indicate an I/O error, contact IBM support.

KO200602W **%%%% Trace data lost - too many buffers in use.**

Explanation

%%%% is the name of the DB2 subsystem. DB2 produces IFCID records faster than the Near-Term History Collector can process. Currently, more than 15

buffers are used. The collection of IFCID records is suspended until 15 or less buffers are used.

System action

Records are skipped until the Near-Term History Collector can reduce the backlog of records to be processed.

User response

You can solve the problem by doing one or more of the following actions.

Note:

Use the Configuration Tool (previously called ICAT, panel KD261P8 and KD261PB) to modify the BUFSIZE-, NEGSQL-, SCAN-, SORT-, DYNAMICSQL- and POSTPCT- parameters below.

If you do not use the Configuration Tool to record and update the parameter library, changes might be reversed the next time you are using it.

1. Increase the buffer size by setting its value to 2048. Try different values and evaluate the results.

By default, the buffer size (BUFSIZE) is 1024. This value might be too small for high volume production systems. The upper limit for the buffer size is the maximum value for a -START TRACE command. For more information, see the DB2 commands reference.

For the OMEGAMON Near-Term History collector, the recommended value for the buffer size is 2048.

2. Reduce the number of IFCIDs to be written to the OPx by using the following settings:

NEGSQL(NO)

Use this setting to not collect return codes on SQL events.

Affected IFCIDs: 58, 59, 60, 61, 62, 64, 65, 66, 233.

If Near-Term History data is not collected to sequential files, there is no reason to collect this data.

Near-Term History data is not externalized by the real time product. However, it can be externalized by batch reporting if it is collected to sequential files.

SCAN(NO)

Use this setting to not collect SCAN data.

Affected IFCIDs: 15, 16, 17, 18.

SORT(NO)

Use this setting to not collect SORT data.

Affected IFCIDs 95, 96.

DYNAMICSQL(NO)

Use this setting to not collect SQL text from dynamic SQL statements.

Affected IFCIDs 22, 63.

The collection of NEGSQ-, SCAN-, SORT-, and DYNAMICSQL-data results in a high volume of trace data that is generated by the DB2 subsystem. This increases the CPU utilization. Furthermore, it exposes the application to DSNW133I messages.

3. Reduce the POSTPCT value to read buffers more frequently. Try different values and evaluate the results.

By default, the POSTPCT value is set to POSTPCT(70). This means that the OP buffers are read when they are full up to 70%.

4. Ensure that the OMPE collector task is running at the same or at a higher service level than the monitored DB2 subsystems.
5. Restart the OMEGAMON for DB2 started task to start using the modified parameters.

KO200508E **Near-Term History Data Collector
- VSAM PHYSICAL I/O ERROR
WITH RETURN CODE=rc, REASON
CODE=rs**

Explanation

A physical I/O error occurred while a PUT was issued to the VSAM data set. This problem could be caused by an I/O error on the VSAM data set.

System action

Processing continues, but the data extractor cannot extract any performance data from GTF or SMF.

User response

If the error code does not indicate an I/O error, contact IBM support.

KO200509E **Near-Term History Data Collector
- ERROR IN VSAM PUT SEQUENT.
WITH RETURN CODE=rc, REASON
CODE=rs**

Explanation

An error occurred while a PUT sequential was issued to the VSAM data set. This problem could be caused by an I/O error on the VSAM data set.

System action

Processing continues, but the data extractor cannot extract any performance data from GTF or SMF.

User response

If the error code does not indicate an I/O error, contact IBM support.

KO200510E **Near-Term History Data Collector
- ERROR IN VSAM PUT DIRECT
WITH RETURN CODE=rc, REASON
CODE=rs**

Explanation

An error occurred while a PUT direct was issued to the VSAM data set. This problem could be caused by an I/O error on the VSAM data set.

System action

Processing continues, but the data extractor cannot extract any performance data from GTF or SMF.

User response

If the error code does not indicate an I/O error, contact IBM support.

KO200511E **Near-Term History Data Collector
- END OF VOLUME DETECTED. NO
MORE PERFORMANCE DATA IS
COLLECTED**

Explanation

An end of volume is detected, and performance data will not be extracted any more.

System action

Processing continues, but the data extractor cannot extract any performance data from GTF or SMF.

User response

Allocate another VSAM data set or reallocate the VSAM data set and try the data extractor again.

KO200512E **Near-Term History Data Collector
- VSAM POINT MACRO FAILED
WITH RETURN CODE=rc, REASON
CODE=rs**

Explanation

An error occurred while a POINT was issued to the VSAM data set.

System action

Processing continues, but the data extractor cannot extract any performance data from GTF or SMF.

User response

If the error code does not indicate an I/O error, contact IBM support.

KO200513E **Near-Term History Data Collector
- KEY LENGTH FOR VSAM FILE IS
NOT CORRECT**

Explanation

The key length specified for the VSAM data set was incorrect.

System action

Processing continues, but the data extractor cannot extract any performance data from GTF or SMF.

User response

Correct the key length to 80 and allocate the VSAM data set again.

KO200514E **Near-Term History Data Collector
- MAXIMUM RECORD LENGTH FOR
VSAM FILE IS NOT CORRECT**

Explanation

The maximum record length specified for the VSAM data set was incorrect.

System action

Processing continues, but the data extractor cannot extract any performance data from GTF or SMF.

User response

Correct the maximum record length to 4096 and allocate the VSAM data set again.

KO200515E **Near-Term History Data Collector
- VSAM GET MACRO FAILED
WITH RETURN CODE=*rc*, REASON
CODE=*rs***

Explanation

An error occurred while a GET was issued to the VSAM data set. This problem could be caused by an I/O error on the VSAM data set.

System action

Processing continues, but the data extractor cannot extract any performance data from GTF or SMF.

User response

If the error code does not indicate an I/O error, contact IBM support.

KO200516E **Near-Term History Data Collector
- VSAM DATA SET IS NOT
INITIALIZED. PERFORM. DATA IS
NOT COLLECTED**

Explanation

The specified VSAM data set was not initialized.

System action

Processing continues, but the data extractor cannot extract any performance data from GTF or SMF.

User response

Initialize the VSAM data set using the H2VSMINT utility. The JCL to initialize the VSAM data set is in *rhilev*.RKD2SAM(ACRTcccc).

KO200517I **Near-Term History Data Collector -
DATA SET *dsname* INITIALIZED**

Explanation

The indicated H2 (near-term history) data set was initialized successfully.

System action

None.

User response

None.

KO200518E **Near-Term History Data Collector -
DATA SET *dsname* INIT FAILED**

Explanation

The indicated H2 (near-term history) data set could not be initialized because of an error.

System action

None.

User response

Check for other error messages associated with this message and correct the error.

KO200519E **Near-Term History Data Collector - VSAM DATA SET DDNAME H2VSAM IS NOT SPECIFIED**

Explanation

The ddname H2VSAM is not specified, but is required for data extraction.

System action

Processing continues, but the data extractor cannot extract any performance data from GTF or SMF.

User response

Add the DD card H2VSAM, together with the VSAM data set name, to the data extractor JCL.

KO200520E **Near-Term History Data Collector - VSAM ENDREQ FAILED WITH RETURN CODE=rc, REASON CODE=rs**

Explanation

Internal error.

System action

Processing terminates.

User response

Contact IBM support.

KO200521E **Near-Term History Data Collector - VSAM VERIFY FAILED WITH RETURN CODE=rc, REASON CODE=rs**

Explanation

Internal error.

System action

Processing terminates.

User response

Contact IBM support.

KO200522E **Near-Term History Data Collector - RECORD LENGTH EXCEEDED MAXIMUM RECORD LENGTH. RECORD TRUNCATED**

Explanation

The length of the performance record exceeds the maximum record length defined in the VSAM data set. The record is truncated.

System action

Processing continues.

User response

Contact IBM support.

KO200523E **Near-Term History Data Collector - RETRIEVE RECORD FAILED. END OF DATA SET REACHED**

Explanation

The length of the performance record exceeds the maximum record length defined in the VSAM data set. The record is truncated.

System action

Processing continues.

User response

Contact IBM support.

KO200550E **NEAR-TERM HISTORY DATA COLLECTOR - DDNAME name IS NOT SPECIFIED IN THE LOG ARCHIVE JCL**

Explanation

The indicated ddname is not specified in the model archive JCL specified by the ARCHIVEJCL parameter.

System action

Processing continues, but no JCL is generated to archive the full Near-Term History Data Collector data set.

User response

Correct the model archive JCL.

K0200551E **Near-Term History Data Collector -
OPEN FAILED FOR DATA SET WITH
DDNAME *dd***

Explanation

The indicated data set in the model archive JCL specified by the ARCHIVEJCL parameter could not be opened.

System action

Processing continues, but no JCL is generated to archive the full Near-Term History Data Collector data set.

User response

Correct the model archive JCL.

K0200553E **Near-Term History Data Collector -
FAILED TO LOAD MODULE *c***

Explanation

The indicated module could not be loaded.

System action

Processing stops.

User response

Ensure that this module is in the OMEGAMON XE for DB2 PE load library.

K0200554E **Near-Term History Data Collector
- UNABLE TO CREATE JCL TO
ARCHIVE H2 DATA SET**

Explanation

OMEGAMON XE for DB2 PE could not create the JCL that is needed to archive the Near-Term History Data Collector data set.

System action

Processing continues.

User response

Ensure that the member specified by the ARCHIVEJCL parameter exists in the data set allocated to the RKD2PAR DD statement.

K0200555I **Near-Term History Data Collector
- A BATCH JOB IS SUBMITTED TO**

**FLUSH THE CONTENTS OF THE H2
DATA SET**

Explanation

This is an informational message.

System action

Processing continues.

User response

None.

K0200557W **Near-Term History Data Collector
- ONLY ONE H2 DATA SET IS
AVAILABLE FOR FUTURE LOG
SWITCHING**

Explanation

This is an informational message.

System action

Processing continues.

User response

None.

K0200558E **Near-Term History Data Collector
- NO H2 DATA SET IS AVAILABLE,
DB2 DATA IS NOT WRITTEN TO H2
DATA SET**

Explanation

No data set is available for storing near-term history data, so the collected DB2 data cannot be saved.

System action

Processing continues.

User response

Specify at least one H2 (near-term history) data set in the collection options member you are using.

K0200559W **Near-Term History Data Collector
- NO H2 DATA SET IS AVAILABLE
FOR FUTURE LOG SWITCHING**

Explanation

No data set is available to store near-term history data after the active data set is full.

System action

Processing continues.

User response

Be sure that the maximum of three data sets have been specified in the collection options member.

KO200560W **Near-Term History Data Collector -
WRONG DISPOS. FOR *dsname***

Explanation

The disposition mode for the named data set is not correct. Either MOD or NEW is specified; however, only SHR and OLD are supported.

System action

Processing continues.

User response

Change the disposition to SHR or OLD in the JCL and try again.

KO200561I **Near-Term History Data Collector -
H2 DATA SET *dsname* STATUS *n* %
FULL**

Explanation

This message supplies information about the status of all VSAM data sets specified in the collection options member. It shows whether the data set is actively storing data, available to store data, or unavailable. It also shows what percentage of the data set has been used.

System action

Processing continues.

User response

None.

KO200562W **Near-Term History Data Collector -
n H2 RECORDS WERE LOST WHILE
NO H2 DATA SET WAS AVAILABLE
TO STORE DB2 DATA**

Explanation

*n*near-term history data records were lost because no output buffer or no H2 (near-term history) data set was available for some time to store collected data.

This might also happen when the DB2 subsystem is terminating.

System action

Processing continues.

User response

Ensure that the maximum number of H2 (near-term history) data sets (3) is specified in the collection options member, so it will be unlikely to lose data in the future.

KO200563W **NO H2 DATA SET INFORMATION IS
PROVIDED BECAUSE VSAM WRITE
OPTION IS NOT USED**

Explanation

You have attempted to display the status of your VSAM data sets, but the Near-Term History Data Collector is not writing to VSAM because the WRITEOPTION keyword is not set to VSAM.

System action

Processing continues.

User response

None.

KO200564W **H2 DATA SET IS NOT SWITCHED
BECAUSE VSAM WRITE OPTION IS
NOT USED**

Explanation

You have attempted to manually switch VSAM data sets, but the Near-Term History Data Collector is not writing to VSAM because the WRITEOPTION keyword is not set to VSAM.

System action

Processing continues.

User response

None.

KO200565W **NO SUBSTITUTION IS DONE IN
ARCHIVE DATA SET. PLEASE
CHECK ARCHIVE JCL**

Explanation

An error exists in variable usage for @DB2, @DATE, or @TIME in the model archive JCL.

System action

Processing continues, but the archive job is not submitted.

User response

Check variable usage in the model archive JCL and correct any errors.

KO200566E ARCHIVE DATA SET NAME IS LONGER THAN 44 BYTES AFTER SUBSTITUTION. ARCHIVE JOB IS NOT SUBMITTED

Explanation

The variable @DB2, @DATE, or @TIME in the model archive JCL is improperly used.

System action

Processing continues, but the archive job is not submitted.

User response

Check and correct the use of the variables in the model archive JCL.

KO200567I THERE ARE NO RECORDS IN H2 DATA SET AND SO IT IS NOT BEING ARCHIVED

Explanation

The Near-Term History Data Collector received a SWITCH command and detected that the current log does not have any Accounting, Audit, or Statistics records.

System action

Switches to the next log, but does not submit the archive JCL.

Note: This message is displayed when the SWITCH command processing determines that no Statistics, Accounting or Audit records are in the current log data set. As a result, the archive JCL is not submitted.

User response

If you wish to archive any other records, for example, DKNZPARAM records, submit the archive JCL manually.

Note: This message may be displayed if two SWITCH commands are given in rapid succession. This may create a situation in which there are no records to archive, depending on the level of DB2 activity.

KO200568W ARCHIVEJCL OPTION IS NOT SPECIFIED, SO NO ARCHIVE JOB IS SUBMITTED

Explanation

No archival JCL member name was specified at the time a SWITCH command was executed.

System action

Switches Near-Term History Data Collector log data sets and continues processing.

User response

Check that the archive JCL member of the *rhilev*.RKD2SAM data set was not deleted. The member supplied by IBM is ASEQcccc, where cccc is the identifier for the Db2 system being monitored.

Note: You can manually submit the archive JCL to correct the situation.

KO200590E Near-Term History Data Collector - INVALID COLLECTION OPTION MEMBER c IS SPECIFIED

Explanation

The collection options member name specified in the Near-Term History Data Collector startup member or the vary option of the MODIFY command is not valid.

System action

If a not valid collection options member is specified in the Near-Term History Data Collector startup member, the Near-Term History Data Collector terminated. If a not valid collection options member was specified by means of the MODIFY command, no collection option is changed.

User response

Check the collection options member name and reissue the command with a valid member name.

KO200591E Near-Term History Data Collector - VSAM DATA SET IS NOT INITIALIZED. DB2 DATA IS NOT COLLECTED

Explanation

See member DFNLOG1 or DFNLOG2 in the RKD2SAM data set for information on how to initialize a VSAM data set before it can be used by the Near-Term History Data Collector.

System action

Processing continues with the next VSAM data set specified in the collection options member, if any.

User response

Initialize the VSAM data set.

KO200592E DATA SET *name* IS ALLOCATED TO ANOTHER JOB

Explanation

This message is related to the Near-Term History Data Collector. The named data set is already allocated to another job. However, a different data set name is required for each DB2 on each LPAR.

System action

Processing terminates.

User response

Check the Configuration Tool (formerly ICAT) configuration to ensure that different data set names are used.

KO200593E DYNAMIC ALLOC FAILED - R15=*n*, S99ERROR=*n*, S99INFO=*n*, S99ERSN=*n*, DSN=*dsname*

Explanation

Unable to dynamically allocate one of the data sets specified in the options member.

System action

Processing continues.

User response

Check the return code and reason code provided in the message and resolve the problem. See the MVS system programming library Application Development Guide, section 19-19, for return codes and reason codes.

KO200594E DATA SET *name* CANNOT BE FOUND

KO200595W NO AUTHORIZATION TO ACCESS DB2 SYSUTIL DATA SET AND NO STOPPED UTILITY INFORMATION COLLECTED

Explanation

Unable to collect any stopped utility information because of missing authorization to access the DB2 SYSUTIL data set.

System action

Processing continues.

User response

If you are using an external security package, such as RACF or CA-ACF2, give O2CI Read access to the SYSUTIL data set, then try again. The SYSUTIL data set name is ccccccc.DSNDBC.DSNDB01.SYSUTIL.I0001.A001, where ccccccc is the DB2 catalog name.

KO200600E ARGUMENT FOR TRAC COMMAND NOT VALID. TERMINATING

Explanation

Invalid argument found when trying to process the TRAC command.

System action

The command is not processed.

User response

Check and correct the arguments. Resubmit the command.

KO200601E TRAC COMMAND ID NUMBER MUST BE LESS THAN 256. COMMAND TERMINATING

Explanation

OMEGAMON XE for DB2 PE found an ID number greater than 256 when it tried to process the TRAC command.

System action

The command is not processed.

User response

Supply an ID number less than 256. Resubmit the command.

**KO200700E EXCEPTION PROCESSING
NOT INITIALIZED. COMMAND
TERMINATING**

Explanation

OMEGAMON XE for DB2 PE exception processing is not initialized. OMEGAMON XE for DB2 PE cannot perform exception monitoring.

System action

Processing continues, ignoring exception analysis.

User response

Contact IBM support.

**KO200701E EXCEPTION PROCESSING
FAILED TO INITIALIZE.
RC=*rc*. EXCEPTION PROCESSING
INACTIVE**

Explanation

OMEGAMON XE for DB2 PE exception processing ended during initialization with the indicated error code OMEGAMON XE for DB2 PE cannot monitor exceptions.

System action

Processing continues without monitoring exceptions.

User response

Contact IBM support.

**KO200702E EXCEPTION PROCESSING FAILED
TO LOCATE FIRST XECB.
EXCEPTION PROCESSING NOT
ACTIVE**

Explanation

OMEGAMON XE for DB2 PE could not locate the first exception control block during initialization. OMEGAMON XE for DB2 PE cannot monitor exceptions.

System action

Processing continues without monitoring exceptions.

User response

Contact IBM support.

**KO200703E EXCEPTION PROCESSING FAILED
TO PROCESS EXCEPTION *cccc***

Explanation

OMEGAMON XE for DB2 PE cannot process the indicated exception. This error is probably caused by a storage overlay.

System action

Processing continues, but the indicated exception is ignored.

User response

Contact IBM support.

**KO200704E EXCEPTION PROCESSING FAILED
TO PROCESS EXCEPTION *cccc*.
TABLE NOT EXPANDABLE**

Explanation

OMEGAMON XE for DB2 PE cannot process the indicated exception because the exception table is not expandable.

System action

Processing continues, but the indicated exception is ignored.

User response

Check the installation region constraints for storage above the 16M line. If necessary, increase the amount of storage available above the line. If the problem persists, contact IBM support.

**KO200705E EXCEPTION PROCESSING FAILED
TO INITIALIZE. RC = *rc*.
EXCEPTION PROCESSING NOT
ACTIVE**

Explanation

The OMEGAMON XE for DB2 PE exception processing routine could not initialize and ended with the indicated return code.

System action

Processing continues without monitoring exceptions.

User response

Verify that OMEGAMON XE for DB2 PE is not being constrained by installation parameters that restrict the

use of storage above the 16M line. If the problem persists, contact IBM support.

**KO200706E EXCEPTION PROCESSING FAILED
TO OBTAIN ID INFORMATION.
DATA OMITTED**

Explanation

OMEGAMON XE for DB2 PE exception processing could not obtain identification information about the specified exception.

System action

Processing continues. OMEGAMON XE for DB2 PE omits the data it could not obtain from the display.

User response

If this message is displayed after message KO200717, it is a normal occurrence. If it does not, the problem is probably caused by a storage overlay. Contact IBM support.

**KO200707E EXCEPTION PROCESSING FAILED
TO OBTAIN ID. ZOOMING ERRATIC**

Explanation

OMEGAMON XE for DB2 PE exception processing could not obtain identification information about the specified exception. OMEGAMON XE for DB2 PE might not have enough information to go to the expected panel when you press F11 (Zoom).

System action

Processing continues.

User response

Press F11 (Zoom) again. If the problem persists, contact IBM support.

**KO200708E EXCEPTION PROCESSING FAILED
TO LOCATE XGRP TABLE.
EXCEPTION PROCESSING NOT
ACTIVE**

Explanation

OMEGAMON XE for DB2 PE exception processing could not locate the exception group table. OMEGAMON XE for DB2 PE exception processing is not active.

System action

Processing continues without monitoring exceptions.

User response

Contact IBM support.

**KO200709E EXCEPTION PROCESSING FAILED
TO FORMAT XGRP TABLE.
EXCEPTION PROCESSING NOT
ACTIVE**

Explanation

OMEGAMON XE for DB2 PE exception processing could not format the exception group table.

System action

Processing continues without monitoring exceptions.

User response

Contact IBM support.

**KO200710E EXCEPTION PROCESSING FAILED
TO OBTAIN cccccc CELL.**

Explanation

OMEGAMON XE for DB2 PE exception processing could not obtain the cccccc cell.

System action

OMEGAMON XE for DB2 PE exception processing continues, but might not produce the expected results.

User response

Verify that OMEGAMON XE for DB2 PE is not being constrained by installation parameters that restrict the use of storage above the 16M line. If the problem persists, contact IBM support.

**KO200711E EXCEPTION PROCESSING FAILED
TO LOCATE EXCEPTION TABLE
ENTRY. EXCEPTION cccc**

Explanation

OMEGAMON XE for DB2 PE exception processing could not locate the table entry for the indicated exception. This error is probably caused by a storage overlay.

System action

Processing continues, but OMEGAMON XE for DB2 PE does not display data for this exception.

User response

Contact IBM support.

KO200713E EXCEPTION PROCESSING FAILED TO FIND MESSAGE FOR EXCEPTION cccc

Explanation

OMEGAMON XE for DB2 PE exception processing could not locate the message for the indicated exception. This error is probably caused by a storage overlay.

System action

Processing continues without displaying data for this exception.

User response

Contact IBM support.

KO200714E EXCEPTION PROCESSING FAILED TO FORMAT EXCEPTION MESSAGE cccc

Explanation

OMEGAMON XE for DB2 PE exception processing could not format the message for the specified exception. This error is probably caused by a storage overlay.

System action

Processing continues without displaying data for this exception.

User response

Contact IBM support.

KO200715E EXCEPTION PROCESSING FAILED TO OBTAIN OUTPUT CELL. UPDATE OMITTED

Explanation

A request for additional virtual storage was denied.

System action

Processing continues, but exception information and highlighting are incomplete.

User response

Verify that OMEGAMON XE for DB2 PE is not being constrained by installation parameters that restrict the use of storage above the 16M line. If the problem persists, contact IBM support.

KO200716E EXCEPTION PROCESSING FAILED TO FIND CICS JOB NAME. ID OMITTED

Explanation

OMEGAMON XE for DB2 PE could not determine the CICS job name associated with an exception. This error is probably caused by a storage overlay.

System action

Processing continues, but exception information and highlighting are incomplete.

User response

Contact IBM support.

KO200717E EXCEPTION PROCESSING THREAD ID NOT AVAILABLE. THREAD TERMINATED

Explanation

A thread related to an exception that exceeded its threshold value has terminated.

System action

Processing continues without displaying these exceptions.

User response

This is a normal occurrence if the thread has just terminated. If the problem persists, contact IBM support.

KO200718E EXCEPTION PROCESSING FAILED WITH UNEXPECTED PROGRAM CHECK IN routine

Explanation

The OMEGAMON XE for DB2 PE exception processing routine unexpectedly encountered a program check in the indicated routine.

System action

Processing continues, but OMEGAMON XE for DB2 PE exceptions might not produce the expected results.

User response

Take a note of this message, including the *routine*, and contact IBM support.

KO200719E EXCEPTION PROCESSING FAILED WITH UNEXPECTED PROGRAM CHECK IN TRIP PROCESSING

Explanation

The OMEGAMON XE for DB2 PE exception processing routine unexpectedly encountered a program check in a routine when an exception exceeded its threshold value.

System action

Processing continues, but OMEGAMON XE for DB2 PE exceptions might not produce the expected results.

User response

Verify that OMEGAMON XE for DB2 PE is not being constrained by installation parameters that restrict the use of storage above the 16M line. If the problem persists, contact IBM support.

KO200720E EXCEPTION PROCESSING FAILED TO LOCATE cccc EXCEPTION TABLE ENTRY

Explanation

OMEGAMON XE for DB2 PE exception processing could not locate the table entry for the indicated exception. This is probably caused by a storage overlay.

System action

Processing continues, but OMEGAMON XE for DB2 PE does not display data for this exception.

User response

Restart OMEGAMON XE for DB2 PE. Contact IBM support.

KO200740E EXCEPTION PROCESSING FAILED TO OBTAIN STORAGE FOR MESSAGE EXCEPTION TABLE

Explanation

The OMEGAMON XE for DB2 PE exception processing routine could not obtain enough storage for its exception message table.

System action

Processing continues, but OMEGAMON XE for DB2 PE cannot monitor any exceptions.

User response

Verify that OMEGAMON XE for DB2 PE is not being constrained by installation parameters that restrict the use of storage above the 16M line. If the problem persists, contact IBM support.

KO200741E EXCEPTION PROCESSING FAILED TO OBTAIN MSGE EXCEPTION CONTROL BLOCKS

Explanation

The OMEGAMON XE for DB2 PE exception processing routine could not obtain the control blocks it needs to process the MSGE exception.

System action

Processing continues, but OMEGAMON XE for DB2 PE cannot monitor the MSGE exception.

User response

Verify that OMEGAMON XE for DB2 PE is not being constrained by installation parameters that restrict the use of storage above the 16M line. If the problem persists, contact IBM support.

KO200742E ERROR ENCOUNTERED IN USER PROFILE FACILITY. MSGE EXCEPTION NOT AVAILABLE

Explanation

OMEGAMON XE for DB2 PE encountered an error during profile processing that prohibits the MSGE exception from operating properly.

System action

OMEGAMON XE for DB2 PE continues processing, but cannot monitor the MSGE exception.

User response

Contact IBM support.

KO200743E ERROR ENCOUNTERED IN USER PROFILE FACILITY. POPT OPTION WILL NOT BE USED

Explanation

User profile processing failed.

System action

Processing terminates.

User response

Contact IBM support.

K0200750E **ABEND IN NEW CYCLE
SUBROUTINE ccccccc**

Explanation

OMEGAMON XE for DB2 PE terminated in the indicated new cycle subroutine.

System action

Processing continues, but the data OMEGAMON XE for DB2 PE displays might not be correct.

User response

Contact IBM support.

K0200751E **ABEND IN NEW CYCLE DRIVER.
REPORTED DATA MIGHT BE
ERRATIC**

Explanation

OMEGAMON XE for DB2 PE terminated in the driver that controls new cycles.

System action

Processing continues, but the data OMEGAMON XE for DB2 PE displays might not be correct.

User response

Contact IBM support.

K0200752I **MONITORED DB2 IS NO LONGER
ACTIVE. DISPLAYED DATA IS
FROM LAST CYCLE**

Explanation

The DB2 that OMEGAMON XE for DB2 PE was monitoring is no longer active.

System action

OMEGAMON XE for DB2 PE displays the data it collected during the previous OMEGAMON XE for DB2 PE cycle. Processing continues.

User response

Determine why the DB2 that OMEGAMON XE for DB2 PE was monitoring is no longer active, and then restart DB2.

K0200753E **ABEND IN THREAD CPU
COLLECTION ROUTINE**

Explanation

OMEGAMON XE for DB2 PE terminated in the routine that collects data about the CPU used by a thread.

System action

Processing terminates.

User response

Contact IBM support.

K0200754W **THREAD CPU COLLECTION HAS
BEEN DISABLED**

Explanation

OMEGAMON XE for DB2 PE has disabled the routine that collects data about the CPU used by a thread.

System action

Processing terminates.

User response

Contact IBM support.

K0200755E **ABEND IN CPU COLLECTION
ROUTINE**

Explanation

OMEGAMON XE for DB2 PE terminated in the routine that collects data about the CPU usage.

System action

Processing terminates.

User response

Contact IBM support.

K0200756W **CPU COLLECTION HAS BEEN
DISABLED**

Explanation

OMEGAMON XE for DB2 PE has disabled the routine that collects data about the CPU usage.

System action

Processing terminates.

User response

Contact IBM support.

KO200757E TRACE STATUS COLLECTION HAS TERMINATED

Explanation

OMEGAMON XE for DB2 PE terminated in the routine that collects data about the status of the global trace.

System action

Processing terminates.

User response

Contact IBM support.

KO200758W TRACE STATUS COLLECTION HAS BEEN DISABLED

Explanation

OMEGAMON XE for DB2 PE has disabled the routine that collects data about the status of the global trace.

System action

Processing terminates.

User response

Contact IBM support.

KO200800E INVALID SSCVT FOUND WITH SSCTID NOT EQUAL TO SSCT. TERMINATING

Explanation

The JES SSCVT chain contains a not valid SSCVT, one without an SSCTID equal to SSCT.

System action

OMEGAMON XE for DB2 PE stops its search of the SSCVT chain and terminates processing.

User response

Identify and correct the invalid SSCVT. (Your MVS systems programmer can help you trace the SSCVT chain to correct the invalid SSCVT.)

KO200900E OMEGAMON XE for DB2 PE INCOMPATIBLE WITH THIS OPERATING SYSTEM. TERMINATING

Explanation

OMEGAMON XE for DB2 PE operates only in an MVS/XA or MVS/ESA environment.

System action

Processing terminates.

User response

Do not start OMEGAMON XE for DB2 PE on a non-MVS/XA or non-MVS/ESA operating system. Also, ensure that your operating system and your load library are compatible (both XA or both ESA).

KO200901E OMEGAMON XE for DB2 PE MUST RUN FROM AN APF-AUTHORIZED LIBRARY. TERMINATING

Explanation

OMEGAMON XE for DB2 PE must run from an APF-authorized library.

System action

Processing terminates.

User response

Move the OMEGAMON XE for DB2 PE load modules to an APF-authorized library and restart the OMEGAMON XE for DB2 PE Common Interface.

KO200902U CANNOT LOCATE LOAD MODULE *module*. TERMINATING

Explanation

OMEGAMON XE for DB2 PE initialization processing could not locate the indicated load module. This message is usually caused by a failure to fully unload the OMEGAMON XE for DB2 PE product tape, or by a failure to migrate all modules to the runtime library.

System action

Processing terminates.

User response

Verify that the indicated load module is in the proper library and restart OMEGAMON XE for DB2 PE.

KO200903U LOAD MODULE *module* IS AT THE WRONG RELEASE LEVEL. TERMINATING

Explanation

The indicated OMEGAMON XE for DB2 PE load module is not at the correct release level. This message is usually caused by a failure to fully unload the OMEGAMON XE for DB2 PE product tape, or by a failure to migrate all modules to the runtime library.

System action

Processing terminates.

User response

Place a version of the load module that is at the correct release level in the proper library and restart OMEGAMON XE for DB2 PE.

**KO200904E OMEGAMON XE for DB2 PE
REQUIRES A DB2= DB2ID AT
LOGON. TERMINATING**

Explanation

OMEGAMON XE for DB2 PE did not find a DB2 subsystem services address space matching the ID of the specified DB2 subsystem to be monitored when the session was started.

System action

Processing terminates.

User response

Use the DB2= parameter when you log on to indicate the ID of the DB2 subsystem to be monitored. Alternatively, specify DB2= on the START OMVTAM statement to supply a default DB2 ID.

**KO200905E SPECIFIED DB2 ID IS GREATER
THAN 8 CHARACTERS. SESSION
TERMINATING**

Explanation

The DB2 ID specified for the DB2= parameter is longer than 8 characters. The ID for the DB2 subsystem to be monitored cannot be longer than 8 characters.

System action

Processing terminates.

User response

Supply a valid DB2 ID.

**KO200906E COULD NOT LOCATE SPECIFIED
DB2 cccccccc. TERMINATING**

Explanation

OMEGAMON XE for DB2 PE could not locate a DB2 subsystem with a system services address space named cccccccc.

System action

Processing terminates.

User response

Supply a valid DB2 ID to monitor.

**KO200907W OMEGAMON XE FOR DB2 PE
TERMINATING BECAUSE DB2
NOT YET INITIALIZED OR
TERMINATING**

Explanation

OMEGAMON XE for DB2 PE tried to check the release level of the DB2 subsystem to be monitored and did not find the normal set of DB2 control blocks during initialization. This problem can occur when DB2 is initializing or terminating.

System action

Processing terminates.

User response

Check to see whether the DB2 to be monitored is still active. If so, restart OMEGAMON XE for DB2 PE.

**KO200908W OMEGAMON XE for DB2 PE DOES
NOT SUPPORT DB2 RELEASE vrm.
TERMINATING**

Explanation

OMEGAMON XE for DB2 PE does not support the release level of the DB2 to be monitored.

System action

Processing terminates.

User response

None.

**KO200910W DB2 HAS TERMINATED. THE
FOLLOWING DISPLAY DATA WAS**

Explanation

The DB2 subsystem that OMEGAMON XE for DB2 PE was monitoring has terminated. The data that appears on this display was collected at the specified date and time.

System action

OMEGAMON XE for DB2 PE continues processing.

User response

None.

**K0200911E FAILED TO LOCATE IRLM JOB
 ccccccc. TERMINATING**

Explanation

OMEGAMON XE for DB2 PE could not locate the Internal Resource Lock Manager (IRLM) associated with the DB2 to be monitored at initialization time.

System action

Processing terminates.

User response

Start or restart the IRLM used by DB2.

**K0200912W DB2 HAS TERMINATED. NO
 DISPLAY DATA HAS BEEN
 COLLECTED DURING THIS
 SESSION**

Explanation

The DB2 subsystem that OMEGAMON XE for DB2 PE was monitoring has terminated. OMEGAMON XE for DB2 PE cannot collect data about this DB2.

System action

OMEGAMON XE for DB2 PE continues processing, but cannot display data about this DB2.

User response

Restart the DB2 subsystem or direct OMEGAMON XE for DB2 PE to monitor a different DB2.

**K0200913E OMEGAMON XE for DB2
 PE SUPPORTED BY COMMON**

Explanation

OMEGAMON XE for DB2 PE only operates with a Common Interface at version 230 or later.

System action

OMEGAMON XE for DB2 PE terminates processing.

User response

Verify that OMEGAMON XE for DB2 PE is using an appropriate version of the common interface. If the problem persists, contact IBM support.

**K0200914E FAILED TO LOCATE IRLM JOB.
 TERMINATING**

Explanation

The Internal Resource Lock Manager (IRLM) address space is not active.

System action

OMEGAMON XE for DB2 PE terminates.

User response

Verify that the IRLM address space is active and restart OMEGAMON XE for DB2 PE.

**K0200920E FAILED TO LOCATE DB2
 CONTROL BLOCK cccc FOR xxxx.
 TERMINATING**

Explanation

OMEGAMON XE for DB2 PE could not locate the indicated main DB2 cccc control block during initialization.

System action

Processing terminates.

User response

Verify that the specified DB2 xxxx is active, and restart OMEGAMON XE for DB2 PE.

**K0200921E FAILED TO LOCATE IRLM
 CONTROL BLOCK ccccc FOR xxxx.
 TERMINATING**

Explanation

OMEGAMON XE for DB2 PE could not locate the indicated main Internal Resource Lock Manager (IRLM) cccc control block during initialization.

System action

Processing terminates.

User response

Verify that the IRLM associated with DB2 xxxx is active, and restart OMEGAMON XE for DB2 PE.

KO200922E	DB2 DBAS ADDRESS SPACE NOT YET ACTIVE FOR xxxx. TERMINATING
------------------	--

Explanation

OMEGAMON XE for DB2 PE could not locate the database address space (DBAS) for DB2 xxxx during OMEGAMON XE for DB2 PE initialization.

System action

Processing terminates.

User response

Verify that the DBAS address space initialized successfully. If not, restart DB2 and then restart OMEGAMON XE for DB2 PE.

KO200923E	SUBSYSTEM CODE HAS STOPPED. CONTACT IBM SOFTWARE SUPPORT
------------------	---

Explanation

A portion of OMEGAMON XE for DB2 PE code stopped.

System action

OMEGAMON XE for DB2 PE processing terminates.

User response

Contact IBM support.

KO200924E	OMEGAMON XE FOR DB2 PE INITIALIZATION FAILED BECAUSE DB2 xxxx IS TERMINATING
------------------	---

Explanation

DB2 xxxx terminated during OMEGAMON XE for DB2 PE initialization.

System action

Processing terminates.

User response

Determine why DB2 terminated. Restart DB2 and then restart OMEGAMON XE for DB2 PE.

KO200925E	OMEGAMON XE FOR DB2 PE INITIALIZATION TERMINATED BECAUSE DB2 xxxx IS NOT USABLE
------------------	--

Explanation

DB2 xxxx not usable during OMEGAMON XE for DB2 PE initialization.

System action

Processing terminates.

User response

Determine why DB2 not usable and then restart OMEGAMON XE for DB2 PE.

KO200926E	OMEGAMON XE for DB2 PE B37 SNAP FAILURE OCCURRED. SNAP DEBUGGING FACILITY DISABLED (ABENDXIT)
------------------	--

Explanation

The data set in use by the O2CI O2SNAP ddname is full. The O2SNAP data set is used for diagnostic purposes.

System action

OMEGAMON XE for DB2 PE stops producing diagnostics.

User response

Terminate the O2CI, then delete and reallocate the O2SNAP data set.

KO200927U	UNRECOVERABLE OMEGAMON XE for DB2 PE SNAP FAILURE. TERMINATING
------------------	---

Explanation

A SNAP dump is taken, but failed to complete.

System action

Processing terminates.

User response

Contact IBM support.

**KO200928E UNSUPPORTED COMBINATION OF
DB2 AND IRLM RELEASES. USING
DEFAULT IRLM RvrM**

Explanation

A compatibility problem between DB2 and the Internal Resource Lock Manager (IRLM) was detected.

System action

Processing terminates.

User response

Call IBM support.

**KO200930E INVALID VALUE FOR OPTION=
PARAMETER. TERMINATING %%
%%%**

Explanation

A not valid parameter was found, usually being configured by the Configuration Tool (formerly ICAT).

System action

Processing terminates.

User response

Rebuild the runtime environment by using the Configuration Tool (formerly ICAT).

**KO200930W - ** WARNING ** - EP ADDR TO
RTN routine IS UNRESOLVED!**

Explanation

An entry point address to the indicated routine could not be resolved. This happens if a program component in OMEGAMON XE for DB2 PE tries to call another entry point that does not exist.

System action

Processing terminates.

User response

Contact IBM support.

**KO200951U OMEGAMON XE for DB2 PE MUST
RUN FROM AN APF-AUTHORIZED
LIBRARY. TERMINATING**

Explanation

OMEGAMON XE for DB2 PE must run from an APF-authorized library.

System action

Processing terminates.

User response

Move the OMEGAMON XE for DB2 PE load modules to an APF-authorized library and restart the OMEGAMON XE for DB2 PE Common Interface.

**KO200952E GETMEM > LIMIT: X1 T1 R1 W1 C1
R14=X2**

Explanation

An internal memory request was denied. If allowed, the address space will run short on storage.

- *X1* is the requested amount.
- *T1* is the request type.
- *R1* is the requesting routine name.
- *W1* is the requested work area.
- *C1* is the calling routine.
- *X2* is the requesting return address.

System action

The memory request is denied.

User response

Contact IBM support.

**KO201000W DB2 ACCOUNTING CLASS ONE
TRACE STATUS IS INACTIVE, ALL
FIELDS CONTAINING N/A ARE
UNAVAILABLE**

Explanation

OMEGAMON XE for DB2 PE cannot provide data for some fields when Accounting trace class 1 is not active. OMEGAMON XE for DB2 PE indicates these fields by displaying the characters N/A as their output.

System action

OMEGAMON XE for DB2 PE processing continues.

User response

To display accurate data in these fields, start Accounting trace class 1.

KO2O1001E **TABLE OVERFLOW. NOT ALL
THREADS CAN BE DISPLAYED.
INCREASE LROWS LOGON
PARAMETER**

Explanation

The number of threads that can be displayed is limited by the LROWS parameter.

System action

Processing terminates.

User response

Use the Configuration Tool (formerly ICAT) to increase the LROWS parameter.

KO2O1100E **AN APPLICATION TRACE
REQUEST IS ALREADY ACTIVE.
TRACE REQUEST CANNOT BE
PROCESSED**

Explanation

The Application Trace Facility (ATF) received a request to start a trace, but is already tracing an application. The ATF can only trace one application for each OMEGAMON XE for DB2 PE session.

System action

The ATF ignores the request.

User response

Wait for the current trace to end, or stop it manually, then resubmit the request.

KO2O1101I **APPLICATION TRACE REQUEST
HAS BEEN STARTED. TRACE
INITIALIZATION IS IN PROGRESS**

Explanation

The Application Trace Facility (ATF) received a request to trace an application and is preparing to start the trace.

System action

The ATF initializes its trace data collector.

User response

None.

KO2O1103E **APPLICATION TRACE START
REQUEST HAS FAILED.
COLLECTOR ATTACH HAS FAILED**

Explanation

OMEGAMON XE for DB2 PE could not start the application trace request because it could not attach its collector to capture the trace data.

System action

The Application Trace Facility (ATF) terminates the trace request.

User response

Call IBM support.

KO2O1104E **APPLICATION TRACE START
REQUEST HAS FAILED. MODULE
NAME DSNALI WAS NOT FOUND**

Explanation

OMEGAMON XE for DB2 PE could not start the application trace request because it could not locate the DSNALI module.

System action

The Application Trace Facility (ATF) terminates the trace request.

User response

Verify that the DSNALI module is available to the common interface. If the DB2 load modules do not reside in MVS LPALIB or a LINKLIST data set, ensure that the installation data set is concatenated to the STEPLIB ddname in the O2CI JCL and that the installation data set is APF-authorized.

KO2O1105E **APPLICATION TRACE START
REQUEST HAS FAILED. MODULE
NAME DSNWLI2 WAS NOT FOUND**

Explanation

OMEGAMON XE for DB2 PE could not start the application trace request because it could not locate the DSNWLI2 module.

System action

The Application Trace Facility (ATF) terminates the trace request.

User response

Verify that the DSNWLI2 module is available to the common interface. If the DB2 load modules do not reside in MVS LPALIB or a LINKLIST data set, ensure that the installation data set is concatenated to the STEPLIB ddname in the O2CI JCL and that the installation data set is APF-authorized.

**KO2O1106E APPLICATION TRACE START
REQUEST HAS FAILED. MODULE
NAME O2ATccc WAS NOT FOUND**

Explanation

OMEGAMON XE for DB2 PE could not start the application trace request because it could not locate the O2ATccc module (where ccc is the DB2 version being monitored).

System action

The Application Trace Facility (ATF) terminates the trace request.

User response

Verify that the O2ATccc module is in the proper library; then restart OMEGAMON XE for DB2 PE and resubmit the request.

**KO2O1107E APPLICATION TRACE REQUEST
KEYWORD=value CONTAINS AN
INVALID VALUE. CORRECT AND
PRESS ENTER**

Explanation

The indicated value of the specified keyword is incorrect.

System action

OMEGAMON XE for DB2 PE does not start the application trace request.

User response

Correct the value of the specified keyword. Resubmit the request.

**KO2O1108E ATF START *date or time* GREATER
THAN END. CORRECT AND PRESS
ENTER**

Explanation

The indicated start date or start time is greater than the end date or end time.

System action

OMEGAMON XE for DB2 PE does not start the application trace request.

User response

Correct the date or time value. Resubmit the request.

**KO2O1109E APPLICATION TRACE REQUEST
KEYWORD=value IS MISSING OR
INVALID. CORRECT AND PRESS
ENTER**

Explanation

The indicated keyword is missing or contains a not valid value.

System action

OMEGAMON XE for DB2 PE does not start the application trace request.

User response

Correct or supply the value for the keyword. Resubmit the request.

**KO2O1110W APPLICATION TRACE REQUEST
ATTACH KEYWORDS MAY ONLY BE
SPECIFIED FOR A SINGLE DB2
CONNECTION TYPE**

Explanation

The Application Trace Facility (ATF) received a trace request that contained qualifiers for more than one connection type. A value was provided for more than one of these options:

```
TSOUSER=                    TSO UserID | JOBNAME= _____  
Job Name  
CICSTRAN= ____ CICS Trans ID | CICSCONN= _____  
CICS Conn. ID  
PSBNAME= _____ IMS PSB Name | IMSID= _____  
IMS Region ID
```

System action

OMEGAMON for Db2 Performance Expert does not start the trace.

User response

Review the application trace request. Clarify the request to contain qualifiers only for the connection type of the plan you want to trace.

KO2O1111I **ATF DATA IS FROM AN
UNSUPPORTED DB2 VERSION
<V1>.**

Explanation

The Application Trace Facility (ATF) received a trace request to display trace data that is captured in a VSAM data set, however, the data was collected from a DB2 version that is no longer supported by OMEGAMON for Db2 PE version 5.2.0.

System action

The Application Trace Facility (ATF) ignores the request.

User response

You can do one of the following actions:

- Use a version of OMEGAMON for Db2 PE that supports the DB2 version that was used to collect the trace data.
- Reinitialize the VSAM data set and collect new ATF trace data by using OMEGAMON for Db2 PE version 5.2.0.

KO2O1112I **APPLICATION TRACE
INFORMATION UNAVAILABLE. AN
APPLICATION TRACE HAS NOT
BEEN REQUESTED**

Explanation

The Application Trace Facility (ATF) received a request to display trace data, but no application trace was started.

System action

The Application Trace Facility (ATF) ignores the request.

User response

Start an application trace, then navigate to the Display Trace Data panels.

KO2O1113I **APPLICATION TRACE
INFORMATION UNAVAILABLE. NO
DATA MATCHING TRACE CRITERIA
HAS BEEN COLLECTED**

Explanation

The Application Trace Facility (ATF) received a request to display trace data, but it could not find any data that matched the trace request criteria.

System action

OMEGAMON XE for DB2 PE displays this message. There is no data to display.

User response

Verify whether the trace request criteria were specified accurately.

KO2O1114E **APPLICATION TRACE PROGRAM
SUMMARY DISPLAY IS NOT
POSSIBLE. ZOOM FROM UNIT OF
WORK SUMMARY**

Explanation

The Application Trace Facility (ATF) was not able to produce the Program Summary panel.

System action

The request is ignored.

User response

Navigate to the Program Summary panel from the Unit of Work panel.

KO2O1115E **APPLICATION TRACE PROGRAM
DETAIL DISPLAY IS NOT
POSSIBLE. ZOOM FROM TRACE
PROGRAM SUMMARY**

Explanation

The Application Trace Facility (ATF) was not able to produce the Program Detail panel.

System action

The request is ignored.

User response

Navigate to the Program Detail panel from the Thread Unit of Work panel.

KO2O1116I **APPLICATION TRACE PROGRAM
DETAIL HAS NOT LOCATED
SUFFICIENT TRACE DATA TO
PRODUCE A DISPLAY**

Explanation

The Application Trace Facility (ATF) received a request to display trace data, but it could not find enough information to produce the requested display.

System action

OMEGAMON XE for DB2 PE displays this message.
There is no data to display.

User response

Wait for OMEGAMON XE for DB2 PE to collect more trace data.

**KO2O1117E APPLICATION TRACE SCROLL
CONTROL ARGUMENT IS
NONNUMERIC**

Explanation

A nonnumeric argument was specified with either the *+nnnnn*, *-nnnnn*, or *Snnnnn* ATF control keyword. *+nnnnn* scrolls forward *nnnnn* records, *-nnnnn* scrolls backward *nnnnn* records, and *Snnnnn* selects the specified record.

System action

The request is ignored.

User response

Specify a numeric value for *nnnnn* and press Enter to continue.

**KO2O1118E APPLICATION TRACE CONTROL
KEYWORD ARGUMENT IS
INVALID. LENGTH EXCEEDS SIX
CHARACTERS**

Explanation

A scroll request (*+nnnnn* scroll forward, *-nnnnn* scroll backward, *Snnnnn* select the specified record) was made on the Detail panel, but the argument is too long.

System action

The request is ignored.

User response

Correct the length of the argument and press Enter to continue.

**KO2O1119E APPLICATION TRACE CONTROL
KEYWORD ARGUMENT IS NOT
VALID**

Explanation

The Application Trace Facility (ATF) received a not valid argument for the control keyword.

System action

The request is ignored.

User response

Supply a valid argument for the keyword and press Enter to continue.

**KO2O1120E APPLICATION TRACE CONTROL
KEYWORD NOT LOCATED**

Explanation

The Detail panel does not contain a control keyword.

System action

OMEGAMON XE for DB2 PE displays this message and chooses the current SQL statement as the control keyword on the Detail panel.

User response

Press Enter to continue.

**KO2O1121I APPLICATION TRACE
INFORMATION UNAVAILABLE. NO
SQL CALLS LOCATED**

Explanation

The Application Trace Facility (ATF) received a request to display SQL Detail data, but it could not find any data that matched the trace request criteria.

System action

OMEGAMON XE for DB2 PE displays this message.
There is no data to display.

User response

Wait for OMEGAMON XE for DB2 PE to collect more trace data, or evaluate the trace criteria specified for the current trace.

**KO2O1122I APPLICATION TRACE
INFORMATION UNAVAILABLE.
SQL CALL REQUESTED NOT
LOCATED**

Explanation

The Application Trace Facility (ATF) Detail panel received a plus, minus, or select request to display trace data for a selected SQL statement, but the SQL statement was out of range.

System action

OMEGAMON XE for DB2 PE displays this message.

User response

Correct the control keyword argument and press Enter to continue.

KO2O1123I	APPLICATION TRACE SQL DETAIL REQUEST MUST BE SELECTED FROM PROGRAM SUMMARY DISPLAY
------------------	---

Explanation

The Application Trace Facility (ATF) could not produce the requested panel.

System action

OMEGAMON XE for DB2 PE ignores the request.

User response

Navigate to the SQL Detail panel by selecting it from the Program Summary panel.

KO2O1124I	APPLICATION TRACE HAS TERMINATED. TRACE HAS BEEN TERMINATED DUE TO -STOP TRACE BEING ISSUED
------------------	--

Explanation

The Application Trace Facility (ATF) trace collector has terminated because DB2 received a DB2 STOP TRACE command that terminated the DB2 trace that the ATF uses to collect data.

System action

The Application Trace Facility (ATF) does not collect data.

User response

Determine why the STOP TRACE command was issued. Restart the trace and then issue an ATF trace request.

KO2O1125E	APPLICATION TRACE START REQUEST HAS FAILED. PLAN NAME <i>plan</i> NOT FOUND OR NOT AUTHORIZED
------------------	--

Explanation

The plan name required by the Application Trace Facility (ATF) was not found or is not authorized for use by the Common Interface.

System action

DB2 stops attempting to create a thread and terminates the Application Trace Facility (ATF) trace collection.

User response

Determine if the customization tasks have been completed for the DB2 subsystem being monitored. Bind the indicated plan name and authorize it for use through the OMEGAMON XE for DB2 PE Common Interface.

KO2O1126E	APPLICATION TRACE START REQUEST HAS FAILED. START TRACE IS NOT AUTHORIZED
------------------	--

Explanation

The Application Trace Facility (ATF) trace collector was not able to execute a **START TRACE** request to the DB2 subsystem being monitored; therefore, it could not start.

System action

DB2 **START TRACE** attempt fails and the ATF terminates.

User response

Authorize the Common Interface to issue DB2 trace requests.

KO2O1127E	APPLICATION TRACE START REQUEST HAS FAILED. PLAN NAME <i>plan</i> IS NOT AUTHORIZED FOR USE
------------------	--

Explanation

The indicated OMEGAMON XE for DB2 PE plan name is not authorized for use by the Common Interface. (This was determined during the request to start an Application Trace Facility (ATF) trace.)

System action

The DB2 connection fails and the ATF terminates.

User response

Authorize the Common Interface to use the specified plan name.

**KO2O1128E APPLICATION TRACE START
REQUEST HAS FAILED. DB2
CONNECT IS NOT AUTHORIZED**

Explanation

The Application Trace Facility (ATF) attempted to connect to DB2 as a result of a **START TRACE** request. The connection was rejected by DB2 because the Common Interface was not authorized to connect.

System action

The **START TRACE** request is rejected by DB2, and the ATF trace collection is terminated.

User response

If external security is being used to control the ability to connect to DB2, then authorize the Common Interface to allow it to connect to the DB2 subsystem being monitored. If external security is not being used, contact IBM support.

**KO2O1129E APPLICATION TRACE HAS BEEN
TERMINATED. TRACE DATA
COLLECTION WORK AREA IS FULL**

Explanation

The Application Trace Facility (ATF) stopped its current trace because the trace data collection work area is full.

System action

The ATF trace collector stops.

User response

Attempt to reduce the amount of trace data that is collected by qualifying the trace criteria supplied in the **START TRACE** request. If the amount of trace data collected is insufficient, contact IBM support.

**KO2O1130E APPLICATION TRACE START
REQUEST HAS FAILED. DB2
CONNECT REJECTED. MAX
CONNECTIONS REACHED**

Explanation

The Application Trace Facility (ATF) could not start the requested trace because it could not connect to DB2.

DB2 has reached the maximum number of connections allowed at this time.

System action

The **START TRACE** request is rejected.

User response

Increase the value of the CTHREAD parameter in the DSNZPARM module, if necessary. Wait for the background collection to stop and reissue the trace request.

**KO2O1131E APPLICATION TRACE START
REQUEST HAS FAILED. TRACE
MONITOR2 NOT AUTHORIZED**

Explanation

The DB2 subsystem being monitored has not authorized the Common Interface to issue DB2 trace requests. (This was determined during the request to start an Application Trace Facility (ATF) trace.)

System action

DB2 rejects any stop trace requests, and the ATF trace collection terminates.

User response

Grant trace authority to the Common Interface.

**KO2O1132E APPLICATION TRACE START
REQUEST HAS FAILED. ALL TRACE
OPX DESTINATIONS ARE IN USE**

Explanation

The Application Trace Facility (ATF) start trace request determined that all OPX destinations are in use.

System action

The start trace request is rejected by DB2, and the ATF trace collection is terminated.

User response

Call IBM support.

**KO2O1133E APPLICATION TRACE DATA HAS
BEEN LOST. COLLECTOR UNABLE
TO PROCESS VOLUME OF DATA
COLLECTED**

Explanation

The Application Trace Facility (ATF) determined that it cannot process the volume of trace data being generated by DB2. As a result, some data has been lost.

System action

The trace collector remains active.

User response

Attempt to further qualify the trace criteria to limit the amount of trace data collected. Specify a plan name and authid in the trace request. If the problem persists, contact IBM support.

KO2O1134E APPLICATION TRACE UNIT OF WORK DISPLAY IS NOT POSSIBLE. ZOOM FROM TRACE THREAD SUMMARY

Explanation

The Application Trace Facility (ATF) could not produce the Unit of Work panel.

System action

The request is ignored.

User response

Navigate to the Unit of Work panel from the Thread Summary panel.

KO2O1135E APPLICATION TRACE UOW SUMMARY HAS NOT LOCATED SUFFICIENT TRACE DATA TO PRODUCE A DISPLAY

Explanation

The Application Trace Facility (ATF) could not produce the Unit of Work panel.

System action

The request is ignored.

User response

Navigate to the Unit of Work panel from the Thread Summary panel.

KO2O1136E APPLICATION TRACE PROG SUMMARY HAS NOT LOCATED

SUFFICIENT TRACE DATA TO PRODUCE A DISPLAY

Explanation

The Application Trace Facility (ATF) could not produce the Unit of Work panel.

System action

The request is ignored.

User response

Navigate to the Unit of Work panel from the Thread Summary panel.

KO2O1137E APPLICATION TRACE SQL INDEX HAS LOCATED MORE ENTRIES THAN CAN BE DISPLAYED

Explanation

The Application Trace Facility (ATF) could not produce the SQL Index panel.

System action

The request is ignored.

User response

Try again when more data is collected.

KO2O1138E ATF AUTHORIZATION IDENTIFIER IN USE = *authid*

Explanation

This message follows other ATF authorization failure messages and shows the AUTHID for which access was denied.

System action

None.

User response

Grant authorization to the indicated AUTHID, then try again.

KO2O1139E OVERLAPPING OR DUPLICATE DATA HAS RESULTED IN INSUFFICIENT TRACE DATA

Explanation

The Application Trace Facility (ATF) could not return the required trace information because of overlapping or duplicate data.

Overlapping data can occur if the DB2 time stamp for performance trace records has overlapped for the same thread.

System action

The request is ignored.

User response

If you are able to determine that duplicate data is the source of the problem, then invoke the Application Trace Facility (ATF) again. If you cannot determine the source of the problem, contact IBM support.

KO2O1140E APPLICATION TRACE CAPTURE REQUEST FAILED. UNABLE TO LOAD O2ATCccc, O2ATCAP1, O2ATCAP2

Explanation

The Application Trace Facility (ATF) could not load all of the mentioned modules.

System action

Application trace capture to VSAM data set is denied.

User response

Ensure that the load library used to start up OMEGAMON XE for DB2 PE contains the mentioned modules. Correct the problem and invoke the Application Trace Facility (ATF) again.

KO2O1141E APPLICATION TRACE DSNAME INCOMPLETE. SINGLE QUALIFIER NOT ALLOWED. REENTER THE TRACE REQUEST

Explanation

The Application Trace Facility (ATF) trace data set name must have two or more qualifiers.

System action

The ATF terminates the trace request.

User response

Respecify the trace request.

KO2O1142E APPLICATION TRACE value LIMIT REQUESTED IS NOT VALID. REENTER THE TRACE REQUEST

Explanation

The indicated keyword value is not valid.

System action

The Application Trace Facility (ATF) terminates the trace request.

User response

Re-specify the trace request with a valid value for the keyword.

KO2O1143E APPLICATION TRACE REQUEST FAILED FOR AN UNDETERMINED REASON

Explanation

The attempt to start the Application Trace Facility (ATF) trace has failed for a reason not checked by the ATF. The DB2 return code and reason code from the **START TRACE** command are displayed below this message.

System action

The ATF terminates the trace request.

User response

Locate the reason code in *DB2 Messages and Codes* to determine why the ATF trace request was not successful. Correct the problem and reenter the trace request.

KO2O1144E APPLICATION TRACE START REQUEST HAS FAILED. UNABLE TO ALLOCATE SPECIFIED DATA SET

Explanation

The Application Trace Facility (ATF) could not allocate the specified VSAM data set for use.

System action

The ATF is terminated.

User response

Specify the name of a VSAM linear data set and invoke the ATF again.

**KO2O1145E APPLICATION TRACE START
REQUEST HAS FAILED. THE VSAM
DATA SET CANNOT BE OPENED.
CHECK LOG**

Explanation

The Application Trace Facility (ATF) detected an error when opening the VSAM data set for use.

System action

The ATF is terminated.

User response

Check the system log for the specific reason. Correct the problem, and invoke the ATF again.

**KO2O1146E ALLOCATION FAILED, DSN:
dsname REASON CODE: *rs***

Explanation

The dynamic allocation of the named data set failed. The supervisor call instruction (SVC) 99 returned with the named reason code.

System action

Processing terminates.

User response

See *MVS Messages and Codes* for more information.

**KO2O1147E ATF CAPTURE ERROR: *request* ON
type RETURN= *rc* REASON= *rs*
INFO=*info***

Explanation

The Application Trace Facility (ATF) detected an error with the VSAM data set while using the capture server API. The API request and type information are returned along with the failing return code, reason code, and information code.

System action

Application trace capture to VSAM data set is discontinued.

User response

Examine the associated MVS messages and other capture server messages prefixed by KO2R. Correct the problem, and invoke the ATF again.

**KO2O1148E ATF DATA SET SPECIFIED COULD
NOT BE FOUND OR IS NOT A VSAM
DATA SET**

Explanation

The specified Application Trace Facility (ATF) data set does not exist or is not a VSAM data set.

System action

OMEGAMON XE for DB2 PE does not start the ATF trace request.

User response

Correct the data set name. Resubmit the request.

**KO2O1149I ATF DATA SET SPECIFIED HAS
BEEN MIGRATED. PRESS ENTER
TO PROCEED**

Explanation

The specified Application Trace Facility (ATF) data set has been migrated.

System action

None.

User response

Press Enter to use the data set, specify a different data set name, or press PF3 to cancel the request.

**KO2O1150W APPLICATION TRACE REQUEST
PLANNAME=ALL DISABLED VIA
INSTALLATION EXIT**

Explanation

This warning was programmed on purpose. When OMEGAMON XE for DB2 PE was installed, it was configured that PLANNAME = ALL is not allowed for the Application Trace Facility (ATF).

System action

Processing continues.

User response

If required, ask your administrator to allow this parameter.

**KO2O1151E ATF SMF=Y and GTF=Y ARE
MUTUALLY EXCLUSIVE. CORRECT
AND PRESS ENTER TO PROCEED**

Explanation

Only SMF=Y or GTF=Y can be specified.

System action

OMEGAMON XE for DB2 PE does not start the Application Trace Facility (ATF) trace request.

User response

Change one or both of these parameters to N. Resubmit the request.

KO201152 **NUMBER OF TRACE RECORDS
LOST DUE TO VSAM TASK: *n***

Explanation

The Application Trace Facility (ATF) lost *n* trace records produced by DB2 because of high volume.

System action

None.

User response

Use selection criteria that restrict the volume of records to be captured by the ATF.

KO201152E **THE APPLICATION TRACE START
FAILED. THE VSAM DATASET IS
FULL.**

Explanation

The application trace cannot be started because the VSAM dataset is full and the option MODE=APPEND is used.

System action

None.

User response

Use a different VSAM dataset or use the option MODE=REUSE to overwrite existing data in the dataset.

KO201153 **NUMBER OF UOW RECORDS LOST
DUE TO VSAM TASK: *n***

Explanation

The Application Trace Facility (ATF) lost *n* Unit of Work (UOW) records because of high volume UOWs in DB2.

System action

None.

User response

Use selection criteria that restrict the volume of records to be captured by the ATF.

KO201160E **APPLICATION TRACE REPORT
REQUEST FAILED. UNABLE TO
LOAD O2AR210, O2AR220,
O2ATRPT**

Explanation

The Application Trace Facility (ATF) could not load all of the mentioned modules.

System action

Application trace reporting is denied.

User response

Ensure that the load library used to start up OMEGAMON XE for DB2 PE contains the mentioned modules. Correct the problem and invoke the ATF again.

KO201161E **MULTIPLE ENTRIES NOT
ALLOWED FOR *field1* AND *field2*.**

Explanation

You can enter multiple values for the Trace Specification Fields PLANNAME, PACKNAME, COLLID, PKGLOC and AUTHID. However, DB2 TRACE only supports the specification of multiple values for one of the fields.

System action

Application Trace Facility will not continue trace specification until the field(s) have been corrected.

User response

Either enter a value in the filter field, or change the exclude field to N.

KO201161I **xxxx STARTING APPLICATION
TRACE**

Explanation

An application trace is being started for DB2 subsystem xxxx.

System action

The application trace is being initialized.

User response

None.

KO201162I *xxxx* **START TRACE** *yyyy*

Explanation

A **START TRACE** command *yyyy* is issued to DB2 subsystem *xxxx*.

System action

The application trace is being initialized.

User response

None.

KO201163E **NO VALUE SPECIFIED FOR FIELD**
field1, field2 =YES IS INVALID

Explanation

The exclude option field can only be requested if the corresponding value field has one or more values entered.

System action

ATF will not continue trace specification until the field(s) have been corrected.

User response

Either enter a value in the filter field, or change the exclude option field to N.

KO201163I *xxxx* **STOPPING APPLICATION**
TRACE

Explanation

An application trace on DB2 subsystem *xxxx* has run for the specified duration or has been stopped manually.

System action

The application trace is being stopped.

User response

None.

KO201164E **XPLN=Y NOT ALLOWED WHEN**
PLAN=ALL SPECIFIED

Explanation

To exclude plans, you must enter a specific plan name. *ALL* plans cannot be excluded.

System action

ATF will not continue trace specification until the field(s) have been corrected.

User response

Either enter specific plan names instead of *ALL* or set *XPLN* to N.

KO201164I *xxxx* **STOP TRACE** *yyyy*

Explanation

A **STOP TRACE** command *yyyy* is issued to DB2 subsystem *xxxx*.

System action

The application trace is being stopped.

User response

None.

KO201165E **ROUTINE FILTERING NOT**
ALLOWED WHEN XXXXXXXX
SPECIFIED

Explanation

When *ROUTINE1* or *ROUTINE2* is specified, some ATF filter options are not supported. In the message, where *XXXXXXXX* is given in the example above, the actual text may be *PACKNAME*, *COLLID*, or *PKGLOC*.

System action

ATF will not continue trace specification until the field(s) have been corrected.

User response

Either remove *ROUTINE* from trace specification or remove other filter value.

KO201165W **APPLICATION TRACE DBID/OBID**
BUFFER FULL

Explanation

The Application Trace Facility (ATF) buffer, used to hold DBID/OBID information, is full. Some DBID/OBID will not be translated.

System action

Processing continues.

User response

Contact IBM support.

KO201167E THE VTAM TRACE CANNOT BE PROCESSED. REASON: <V1> OR <V2>

Explanation

TIME OVERLAP OCCURRED

If a deferred trace in ATF is scheduled to write to a particular dataset at a particular time, and you specify another deferred trace to write to this particular dataset at this particular time, this trace cannot be executed because the VSAM dataset is not available.

<V2> MODE=APPEND REQUIRED

If there are one or more deferred traces that write to a particular dataset, and you specify another deferred trace to write to this particular dataset by using the option MODE=REUSE, this trace cannot be started because it would overwrite data from the other traces.

System action

None.

User response

- If <V1> is issued, specify a different dataset or modify the start time or the duration of the trace so that the scheduled time does not overlap with other requests to this dataset.
- If <V2> is issued, specify a different dataset or use the option MODE=APPEND.

None.

KO201169I THE START DATE IS NOT SPECIFIED. THE CURRENT DATE IS USED.

Explanation

If the start time is specified without specifying the start date, the current date is used as the start date of the deferred ATF trace.

System action

None.

User response

None.

KO201170E ROUTINE_x REQUIRES BOTH SCHEMA AND NAME TO BE SPECIFIED

Explanation

When *ROUTINE1* or *ROUTINE2* is specified, both the schema and name fields must be filled in.

System action

Trace specification cannot be completed.

User response

If routine filtering is requested, provide values for both fields.

KO201171E TRACING ROUTINES REQUIRES SQLDATA=Y TO BE SPECIFIED

Explanation

Routine filtering requires SQLDATA=Y to be specified.

System action

Trace specification cannot be completed.

User response

If routine filtering is requested, specify SQLDATA=Y.

KO201174E ROUTINE FILTERING REQUIRES DSN SPECIFICATION

Explanation

Routine filtering requires VSAM data set output.

System action

Trace specification cannot be completed.

User response

If routine filtering is requested, specify an OUTPUT data set name.

KO201200E UNABLE TO ISSUE DB2 COMMAND. DB2 NOT ACTIVE

Explanation

OMEGAMON XE for DB2 PE could not issue the command requested because the DB2 to which the command was issued is not active.

System action

Processing continues.

User response

Issue the command to an active DB2 subsystem, or wait for this DB2 to become active.

**KO2O1201E UNABLE TO ISSUE DB2
COMMAND. GETMAIN FAILED**

Explanation

OMEGAMON XE for DB2 PE could not issue the command requested because its getmain request failed.

System action

Processing continues.

User response

Verify that OMEGAMON XE for DB2 PE is not being constrained by installation parameters that restrict the use of storage above the 16M line. If the problem persists, contact IBM support.

**KO2O1221I OMEGAMON XE FOR DB2
PE MESSAGE SUBSYSTEM IS
SUCCESSFULLY INITIALIZED**

Explanation

OMEGAMON XE for DB2 PE successfully initialized its message subsystem.

System action

Processing continues.

User response

None.

**KO2O1222E OMEGAMON XE for DB2
PE MESSAGE SUBSYSTEM
INITIALIZATION FAILED**

Explanation

OMEGAMON XE for DB2 PE could not initialize its message subsystem successfully.

System action

OMEGAMON XE for DB2 PE processing terminates.

User response

Contact IBM support.

**KO2O1223E AN ERROR WAS FOUND
OBTAINING DB2/IRLM MESSAGES**

Explanation

OMEGAMON XE for DB2 PE encountered an error while collecting DB2/IRLM messages.

System action

OMEGAMON XE for DB2 PE processing continues, but OMEGAMON XE for DB2 PE cannot display any DB2/IRLM messages. OMEGAMON XE for DB2 PE writes a SNAP dump to the O2SNAP data set and terminates the command.

User response

Verify that OMEGAMON XE for DB2 PE is not being constrained by installation parameters that restrict the use of storage above the 16M line. If the problem persists, contact IBM support.

**KO2O1224E O2 MESSAGE SUBSYSTEM IS NOT
ACTIVE. PLEASE TRY RECYCLING
THE O2CI STARTED TASK**

Explanation

The OMEGAMON XE for DB2 PE message subsystem is not active. OMEGAMON XE for DB2 PE cannot display DB2/IRLM messages.

System action

OMEGAMON XE for DB2 PE processing continues, but OMEGAMON XE for DB2 PE cannot display any DB2/IRLM messages. OMEGAMON XE for DB2 PE writes a SNAP dump to the O2SNAP data set and terminates the command.

User response

Verify that OMEGAMON XE for DB2 PE is not being constrained by installation parameters that restrict the use of storage above the 16M line. Contact IBM support.

**KO2O1230E CONTROL BLOCK VALIDATION
ERROR**

Explanation

OMEGAMON XE for DB2 PE could not validate a control block.

System action

Command execution terminates. OMEGAMON XE for DB2 PE writes a SNAP dump to the O2SNAP data set.

User response

Obtain the SNAP dump and contact IBM support.

KO2O1250E THE KEYWORD SPECIFIED IS NOT RECOGNIZED

Explanation

OMEGAMON XE for DB2 PE did not recognize the keyword you supplied.

System action

OMEGAMON XE for DB2 PE ignores the command.

User response

Correct the keyword and press Enter.

KO2O1251W NON-UNIQUE THREAD FOUND BASED ON SPECIFIED INFORMATION

Explanation

OMEGAMON XE for DB2 PE could not find a unique thread based on the plan name, connection ID, correlation ID, and authorization ID supplied. The characters in the parentheses at the end of the message are an internal code.

System action

OMEGAMON XE for DB2 PE processing continues, but OMEGAMON XE for DB2 PE does not display thread information.

User response

Select the All Threads Connected to DB2 panel (by typing A. on the top line of the panel). From this panel, move the cursor to a thread for which detailed information is needed.

KO2O1252W THREAD NOT FOUND

Explanation

OMEGAMON XE for DB2 PE could not find the requested thread. The requested thread has probably terminated.

System action

OMEGAMON XE for DB2 PE continues processing.

User response

Specify another thread.

KO2O1253E UNABLE TO LOCATE IRLM CONTROL BLOCK *block*

Explanation

OMEGAMON XE for DB2 PE could not locate the indicated Internal Resource Lock Manager (IRLM) control block.

System action

OMEGAMON XE for DB2 PE continues processing, but cannot display all locking information for the specified thread.

User response

Specify a different thread. If the problem persists, contact IBM support.

KO2O1254W THREAD INDOUBT. THREAD DOES NOT OWN LOCKS OR CLAIMS

Explanation

The Locks/Claims Owned By a Thread panel could not find any locks or claims owned by the thread that is indoubt. Indoubt threads do not own locks or claims.

System action

The display is terminated.

User response

None.

KO2O1255W THREAD INDOUBT. THREAD DOES NOT WAIT FOR LOCKS OR DRAINS

Explanation

The Locks/Claims Causing a Thread to Wait panel could not find any locks or drain waits for the thread that is indoubt. Indoubt threads do not acquire locks and do not drain claims.

System action

The display is terminated.

User response

None.

KO2O1256W	THREAD INDOUBT (PLANNAME=% %%%%)
------------------	---

Explanation

OMEGAMON XE for DB2 PE could not find the requested thread. The requested thread is indoubt.

System action

Processing continues.

User response

None.

KO2O1260E	INVALID KEYWORD ON COMMAND LINE (%%%%%)
------------------	--

Explanation

Related to exception processing.

KO2O1261E	KEYWORD OPERATOR IS INVALID (%%%%%)
------------------	--

Explanation

Related to exception processing.

KO2O1262E	INVALID DELIMITER ENCOUNTERED (%)
------------------	--

Explanation

Related to exception processing.

KO2O1263E	INVALID DATE OR TIME ENTERED (%%%%%)
------------------	---

Explanation

Related to exception processing.

KO2O1264E	INVALID RELATIVE TIME ENTERED (%%%%%)
------------------	--

Explanation

Related to exception processing.

KO2O1265E	TIME RANGE EXCEEDS THE MAXIMUM VALUE OF %%%% HOURS
------------------	---

Explanation

Related to exception processing.

KO2O1266E	RELATIVE TIME INVALID WHEN ABSOLUTE DATE/TIME IS ALSO SPECIFIED
------------------	--

Explanation

Related to exception processing.

KO2O1267E	REPORT INTERVAL MUST BE A MULTIPLE OF %%% MINUTES THAT IS EVENLY DIVISIBLE INTO 60
------------------	---

Explanation

Related to exception processing.

KO2O1269E	DUPLICATE VALUE (%%%%%) REMOVED
------------------	--

Explanation

Related to exception processing.

KO2O1270E	EXCEPTION NAME MUST BE ENTERED ON COMMAND LINE
------------------	---

Explanation

Related to exception processing.

KO2O1271E	EXCEPTION (%%%%) NOT CURRENTLY DEFINED TO EXCEPTION ANALYSIS
------------------	---

Explanation

Related to exception processing.

KO2O1272E	INVALID EXCEPTION HEADER (\$XECBH) FOUND
------------------	---

Explanation

Related to exception processing.

KO2O1273E	INVALID FUNCTION SPECIFIED (%%%%%)
------------------	---

Explanation

Related to exception processing.

KO2O1274E	KEYWORD SPECIFIED IS INVALID (%%%%%%%%)
------------------	--

Explanation

Related to exception processing.

KO2O1275E	KEYWORD VALUE LENGTH IS INVALID (%%%%%%%%)
------------------	---

Explanation

Related to exception processing.

KO2O1276E	KEYWORD VALUE IS INVALID (%% %%%)
------------------	--

Explanation

Related to exception processing.

KO2O1277I	NO EXCEPTION FILTERS EXIST FOR %%%%. USING DEFAULT FUNCTION=ADD
------------------	--

Explanation

Related to exception processing.

KO2O1278E	RULE(%%%%%%%%. IS INVALID. INPUT HAS BEEN IGNORED
------------------	--

Explanation

Related to exception processing.

KO2O1279E	INVALID RULE NUMBER FOR ADD. INPUT HAS BEEN IGNORED
------------------	--

Explanation

Related to exception processing.

KO2O1280E	ERROR IN THE OMEGAMON XE for DB2 PE USER PROFILE FACILITY \$PSVC (ADD). RETURN CODE=rc
------------------	---

KO2O1281E	ERROR IN THE OMEGAMON XE for DB2 PE USER PROFILE FACILITY \$STTE. RETURN CODE=rc
------------------	---

KO2O1282E	ERROR DURING DELETION OF EXCEPTION RULE
------------------	--

KO2O1283E	ERROR IN THE OMEGAMON XE for DB2 PE USER PROFILE FACILITY \$PSVC (DELETE). RETURN CODE=rc
------------------	--

KO2O1284I	ALL EXCEPTION RULES DELETED. DEFAULTING TO ADD
------------------	---

KO2O1285E	THE EXCEPTION ENTERED (%% %%) IS NOT A THREAD EXCEPTION
------------------	--

KO2O1286E	ERROR IN THE OMEGAMON XE for DB2 PE USER PROFILE FACILITY \$PSVC (FETCH). RETURN CODE=rc
------------------	---

KO2O1287E	THRESHOLD VALUE INVALID FOR EXCEPTION %%%%
------------------	---

KO2O1288E	RULE(%%%%%%%%. INVALID. CONNTYPE NOT = CICS
------------------	--

KO2O1289E	RULE(%%%%%%%%. INVALID. CONNTYPE NOT = IMS
------------------	---

KO2O1290E	RULE(%%%%%%%%. INVALID. THRESHOLD OR EXCLUDE MUST BE SPECIFIED, NOT BOTH
------------------	---

KO2O1291E	INVALID RULE NUMBER SPECIFIED. DEFAULTING TO RULE=01
------------------	---

KO2O1292E	INVALID RULE NUMBER SPECIFIED. ADDING TO END OF CURRENTLY DEFINED RULES
------------------	--

KO2O1293E	INVALID RULE NUMBER SPECIFIED. DEFAULTING TO DISPLAY ALL
------------------	---

KO2O1294E	UNABLE TO USE THREAD EXCEPTION PROFILE %%%%%%%%%%. PROFILE IS OUTDATED, PLEASE DELETE AND REDEFINE.
------------------	--

Explanation

Exception processing routine found outdated user profile %%%%%%%%%%.

System action

Exception rules are skipped and processing continues.

User response

Delete and redefine %%%%%%%%%% user profile..

KO2O1300E	INVALID MODIFY REQUEST TO Near-Term History Data Collector RECEIVED. REQUEST IGNORED
------------------	---

Explanation

The VARY OPTION command specified is not valid.

System action

Processing continues with the previous collection options.

User response

Check the VARY OPTION command, correct the mistake and reissue the VARY command.

K0201301E **Near-Term History Data Collector
COULD NOT LOCATE MODULE
module. TERMINATING**

Explanation

The indicated module is required, but missing in the load library.

System action

Processing terminates.

User response

Add the module to the load library and restart the Near-Term History Data Collector.

K0201302E **Near-Term History Data Collector
LOAD MODULE *module* IS AT
THE WRONG RELEASE LEVEL.
TERMINATING**

Explanation

The indicated module is at the wrong release level.

System action

Processing terminates.

User response

Move the module with the correct release level to the load library and restart the Near-Term History Data Collector.

K0201303E **NEAR-TERM HISTORY DATA
COLLECTOR SUPPORTED BY
VERSION 250 AND ABOVE ONLY.
ACTUAL VERSION IS *n***

Explanation

The OMNIMON version is not compatible with the Near-Term History Data Collector.

System action

Processing terminates.

User response

Use the OMNIMON version delivered with OMEGAMON XE for DB2 PE and restart the Near-Term History Data Collector.

K0201304I **Near-Term History Data
Collector OPTION PARAMETERS
PROCESSED SUCCESSFULLY
FROM MEMBER *member***

Explanation

This is an informational message.

System action

Processing continues.

User response

None.

K0201305E **NEAR-TERM HISTORY DATA
COLLECTOR NOT LICENSED FOR
THIS SYSTEM. TERMINATING**

Explanation

OMEGAMON XE for DB2 PE operates in an MVS/ESA environment, but you have an MVS/XA version of the OMEGAMON XE for DB2 PE near-term history component.

System action

Processing terminates.

User response

Use an MVS/ESA version of the OMEGAMON XE for DB2 PE near-term history component and restart the Near-Term History Data Collector.

K0201306E **Near-Term History Data Collector
REQUIRES APF LIBRARY.
TERMINATING**

Explanation

OMEGAMON XE for DB2 PE must run from an APF-authorized library.

System action

Processing terminates.

User response

Move the OMEGAMON XE for DB2 PE load modules to an APF-authorized library and restart the Near-Term History Data Collector.

K0201307I **Near-Term History Data Collector IS TERMINATING**

Explanation

This is an informational message.

System action

Processing terminates.

User response

None.

K0201308I **Near-Term History Data Collector ACTIVELY MONITORING DB2cccc**

Explanation

This is an informational message.

System action

Processing continues.

User response

None.

K0201309I **Near-Term History Data Collector SERVER cccccccc IS ACTIVE**

Explanation

This is an informational message.

System action

Processing continues.

User response

None.

K0201310I **Near-Term History Data Collector SERVER cccccccc HAS TERMINATED**

Explanation

This is an informational message.

System action

Processing terminates if a STOP H2 command was issued, unless an error is recoverable.

User response

If the Near-Term History Data Collector is terminating as a result of a STOP H2 command, no action is necessary. Otherwise, look for previous messages to determine the reason for termination, and action that is required.

K0201311I **Near-Term History Data Collector SERVER cccccccc REATTACHED AFTER TERMINATION**

Explanation

This is an informational message.

System action

Processing continues.

User response

None.

K0201312E **ANOTHER Near-Term History Data Collector ALREADY ACTIVE FOR DB2 subsystem**

Explanation

Another Near-Term History Data Collector is already monitoring this DB2 subsystem. There is only one active Near-Term History Data Collector for each DB2.

System action

Processing terminates during Near-Term History Data Collector startup. Processing continues if a new collection options member is used.

User response

None.

K0201313W **Near-Term History Data Collector TEMPORARILY SUSPENDED DATA COLLECTION BECAUSE OF NO AVAIL. STORAGE**

Explanation

This is an informational message.

System action

Processing continues.

User response

None.

KO201314I **Near-Term History Data Collector
RESUMED DATA COLLECTION.
STORAGE AVAILABLE**

Explanation

This is an informational message.

System action

Processing continues.

User response

None.

KO201315W **NEAR-TERM HISTORY DATA
COLLECTOR - INVALID OUTPUT
RECEIVED xxx**

Explanation

Invalid output was received.

- xxx is a short text string describing the reason for the invalid input.

System action

Processing continues.

User response

Contact IBM support.

KO201316I **Near-Term History Data Collector
HAS TERMINATED**

Explanation

This is an informational message.

System action

Processing terminates.

User response

None.

KO201317E **Near-Term History Data Collector
SERVER ccccccc HAS EXCEEDED**

THE MAX. NBR OF ABENDS AND TERMINATED

Explanation

The OMEGAMON Collector failed more than 10 times and has terminated.

System action

Processing terminates.

User response

Contact IBM support.

KO201318I **Near-Term History Data Collector
- NEW OPTIONS IN EFFECT FOR
CURRENT INTERVAL**

Explanation

This is an informational message.

System action

Processing continues.

User response

None.

KO201319E **Near-Term History Data Collector
- NEW INTERVAL OPTIONS
REJECTED**

Explanation

The specified check for DB2 failed.

System action

Processing continues.

User response

Contact IBM support.

KO201320E **Near-Term History Data Collector
- IDENTITY TO DB2 FAILED.
RETURN CODE rc**

Explanation

The Near-Term History Data Collector identified to DB2 failed.

System action

Processing terminates.

User response

Check the IFI return code in *DB2 Messages and Codes*. Correct the problem and restart the Near-Term History Data Collector.

KO201321E **Near-Term History Data Collector - IDENTITY TO DB2 FAILED. REASON CODE *rs***

Explanation

The Near-Term History Data Collector identified to DB2 failed.

System action

Processing terminates.

User response

Check the IFI return code in *DB2 Messages and Codes*. Correct the problem and restart the Near-Term History Data Collector.

KO201322E **Near-Term History Data Collector - CREATE THREAD FAILED. RETURN CODE *rc***

Explanation

The Near-Term History Data Collector could not create a thread to DB2.

System action

Processing terminates.

User response

Check the IFI return code in *DB2 Messages and Codes*. Correct the problem and restart the Near-Term History Data Collector.

KO201323E **Near-Term History Data Collector - CREATE THREAD FAILED. REASON CODE *rs***

Explanation

The Near-Term History Data Collector could not create a thread to DB2.

System action

Processing terminates.

User response

Check the IFI return code in *DB2 Messages and Codes*. Correct the problem and restart the Near-Term History Data Collector.

KO201324E **Near-Term History Data Collector - DISCONNECT FROM DB2 FAILED. RETURN CODE *rc***

Explanation

The Near-Term History Data Collector could not disconnect from DB2.

System action

Processing terminates.

User response

Check the IFI return code in *DB2 Messages and Codes*. Correct the problem and restart the Near-Term History Data Collector.

KO201325E **Near-Term History Data Collector - DISCONNECT FROM DB2 FAILED. REASON CODE *rs***

Explanation

The Near-Term History Data Collector could not disconnect from DB2.

System action

Processing terminates.

User response

Check the IFI return code in *DB2 Messages and Codes*. Correct the problem and restart the Near-Term History Data Collector.

KO201326E **Near-Term History Data Collector - TRACE COMMAND FAILED. RETURN CODE *rc***

Explanation

The Near-Term History Data Collector could not start/stop/modify a trace.

System action

Processing terminates.

User response

Check the IFI return code in *DB2 Messages and Codes*. Correct the problem and restart the Near-Term History Data Collector.

K0201327E **Near-Term History Data Collector
- TRACE COMMAND FAILED.
REASON CODE rs**

Explanation

The Near-Term History Data Collector could not start/stop/modify a trace.

System action

Processing terminates.

User response

Check the IFI return code in *DB2 Messages and Codes*. Correct the problem and restart the Near-Term History Data Collector.

K0201328W **Near-Term History Data Collector
- DB2 subsystem SPECIFIED IN
OPTIONS NOT ACTIVE**

Explanation

The specified DB2 subsystem was not active. The Near-Term History Data Collector has waited for it to come up for 30 minutes.

System action

Processing terminates.

User response

Bring up the specified DB2 subsystem and restart the Near-Term History Data Collector.

K0201329E **Near-Term History Data Collector
IS TERMINATING BECAUSE OF A
CRITICAL SERVER FAILURE**

Explanation

The Near-Term History Data Collector terminated because it detected a critical server failure.

System action

Processing terminates.

User response

Contact IBM support.

K0201330W **Near-Term History Data Collector
TRACE STOPPED. NO STATISTICS
DATA IS COLLECTED**

Explanation

The trace started by the Near-Term History Data Collector was stopped. No statistics data was collected.

System action

Processing continues.

User response

Restart the Near-Term History Data Collector and ensure that traces started by the collector do not stop.

K0201331W **Near-Term History Data
Collector TRACE STOPPED. NO
ACCOUNTING, AUDITING OR
PERF. DATA COLLECTED**

Explanation

The trace started by the Near-Term History Data Collector was stopped. As result, no accounting, audit, or performance data can be collected.

System action

Processing continues.

User response

Restart the Near-Term History Data Collector and ensure that traces started by the collector are not stopped.

K0201342E **Near-Term History Data Collector
- TRACE COMMAND FAILED.
ccccccc HAS NO TRACE
AUTHORIZATION**

Explanation

The trace command did not go through because OMEGAMON XE for DB2 PE does not have DB2 trace authority.

System action

Processing terminates.

User response

Grant trace authority to O2CI DB2, then try again.

KO201343E **Near-Term History Data Collector
- TRACE COMMAND FAILED WITH
DB2 MESSAGE ID *n***

Explanation

OMEGAMON XE for DB2 PE could not issue a DB2 trace command. The indicated message ID reveals why.

System action

Processing terminates.

User response

Contact IBM support for an explanation of the message and help in resolving the problem.

KO201345I **Near-Term History Data Collector -
NEW OPTIONS WILL TAKE EFFECT
WHEN THE CURRENT INTERVAL
EXPIRES**

Explanation

Newly specified options for the Near-Term History Data Collector will go into effect after the current interval ends.

System action

None.

User response

None.

KO201346E **Near-Term History Data Collector
- NO MORE STORAGE FOR UOW.
PERFORMANCE DATA IS NOT
COLLECTED**

Explanation

Lack of storage was detected for Unit of Work (UOW).

System action

Processing terminates.

User response

Increase the region size.

KO201347E **Near-Term History Data Collector
- READA/READS FAILED. RETURN
CODE *rc***

Explanation

READA/READS failed during online data collection.

System action

The Near-Term History Data Collector terminates.

User response

See *DB2 Messages and Codes* for an explanation of the return code.

KO201348E **Near-Term History Data Collector
- READA/READS FAILED. REASON
CODE *rs***

Explanation

READA/READS failed during online data collection.

System action

The Near-Term History Data Collector terminates.

User response

See *DB2 Messages and Codes* for an explanation of the reason code.

KO201349W **Near-Term History Data Collector
- DYNAMIC BUFFER POOL CELL
POOL IS FULL**

Explanation

The buffer pool storage used to hold buffer pool information is full.

System action

Processing continues.

User response

Contact IBM support.

KO201350W **Near-Term History Data Collector -
READS RETRY LIMIT EXCEEDED**

Explanation

DB2 has detected a temporary lack of storage on a READS command.

System action

The system re-executes the READS command 10 times. If lack of storage persists, the command terminates and returns to the caller with no data.

User response

See messages KO2O1347E and KO2O1348E for more information.

KO2O1351I *variable message text*

Explanation

Not applicable.

System action

Not applicable.

User response

Not applicable.

KO2O1352I *variable message text*

Explanation

Not applicable.

System action

Not applicable.

User response

Not applicable.

KO2O1353E **%%%> STOP TRACE NOT
ISSUED. TRACE NUMBER IS NOT
AVAILABLE**

Explanation

Internal error.

System action

Processing terminates.

User response

Contact IBM support.

KO2O1355W **Near-Term History Data Collector
- APPROACHING STORAGE LIMIT.
LOG ARCHIVE MIGHT BE
REQUIRED**

Explanation

DB2 has detected a temporary lack of storage on a READS command.

System action

The system re-executes the READS command 10 times. If lack of storage persists, the command terminates and returns to the caller with no data.

User response

See messages KO2O1347E and KO2O1348E for more information.

KO2O1360E **NEAR-TERM HISTORY DATA
COLLECTOR - DATA CAPTURE
FAILED WITH RC=*nn*, RSC=*nnnn*,
ARSC=*nn*, DB2=*ssid***

Explanation

The data capture request failed. The return code RC=*nn*, reason code RSC=*nnnn*, additional reason code ARSC=*nnnn*, and DB2 subsystem identifier DB2=*ssid* are provided for diagnostics.

RC

Meaning

00

REQUEST COMPLETED

The request is complete.

04

REQUEST COMPLETED/WARNING

The request was completed but warnings conditions are returned.

RSC

Meaning

0004

QUERY DATA IS INCOMPLETE

0008

SWITCHED- NO OUTPUT DS

08

REQUEST COMPLETE/NO ACTION

The request was completed but no action was taken.

RSC

Meaning

0104

RETR-NO DATA AVAIL

0108

RETR-INCOMPLETE DATA

010C

STORE-NO OUTPUT DATASETS

0C

DRIVER REQUEST FAILED

The driver request failed.

RSC**Meaning****0204**

INVALID DTOKEN ADDRESS

0208

LOAD FAILED FOR PAPC

020C

DELETE OF PAPC FAILED

0210

INIT FAILED

ARSC**Meaning****04**

NO STORAGE UNAVAILABLE

08

ATTACH FAILED

0C

INVALID STOP ECB

10

INVALID PARM LIST

14

NOT APF AUTHORIZED

0214

ASSOCIATION FAILED

ARSC**Meaning****04**

CS+CID ENQUE EXIST

08

INVALID CONNID LENGTH

0C

NON-UNQIUE CONNID

10

INVALID SETECB

14

STORAGE NOT AVAILABLE

18

INPUT PARM ERROR

0218

DRIVER INACTIVE

021C

TERMINATION FAILED

ARSC**Meaning****04**

DRIVER ALREADY TERM

0220

DRIVER REQUEST ABENDED

0224

DEFINE FAILED

ARSC**Meaning****04**

CS ALREADY DEFINED

08

STORAGE NOT AVAIL

0C

CT ALREADY DEFINED

10

CT NOT FOUND

14

DS ALREADY DEFINED

18

OBJ ALREADY DEFINED

1C

INVALID PARM

0228

START FAILED

ARSC**Meaning****04**

ATTACH OF PCSV FAILED

08

SET NAME NOT FOUND

0C

SET ALREADY ACTIVE

10

NO CONTAINER DATA

14

CONTAINER ERRORS

022C

STOP FAILED

ARSC**Meaning****04**

DETACH OF PCSV FAILED

08

SET NAME NOT FOUND

0C

DEQUE FAILED

10

SET ALREADY INACTIVE

0230

SYNC REQUEST FAILED

ARSC**Meaning**

04 SET NAME NOT FOUND
08 CONTAINER NOT FOUND
0C CONTAINER SET INACTIVE
10 OUTPUT NOT INITIALIZED

0234 SWITCH REQUEST FAILED

ARSC
Meaning

04 SET NAME NOT FOUND
08 CONTAINER NOT FOUND
0C CONTAINER SET INACTIVE
10 OUTPUT NOT INITIALIZED
14 NO CURRENT OUTPUT DS
18 CURRENT DS IS EMPTY

0238 CAP DQUERY CALL FAILED

ARSC
Meaning

04 QUERY STORAGE NOT AVAILABLE
08 QUERY INPUT SPECIFIED IS INVALID

10 USER REQUEST FAILED

RSC
Meaning

0304 LOAD FAILED OF PAPC

0308 DELETE OF PAPC FAILED

030C SERVER IS INACTIVE

0310 INVALID CTOKEN ADDRESS

0314 CONNECT FAILED FOR ID

ARSC
Meaning

04 INVALID CONNECT ID

08 GETMEM FAILED

0C ATTACH TO PRDR FAILED

10 DID NOT FIND CID

0318 INVALID PTOKEN ADDRESS

031C OPEN FAILED

ARSC
Meaning

04 OBJECT NOT FOUND

08 NOT USED

0C INVALID VERSION

10 GETMEM FAILED IN OPPATH

The following additional reason codes apply to "OPEN FOR OUTPUT":

14 DESCRIBE > MAXIMUM

1C INVALID DESCRIPTION

18 DOESNT MATCH EXISTING

20 SERVER IS TERMINATING

24 NOT DEFINED TO CONTAINER

28 GETMEM FAILED IN CREATE

2C OUTPUT NOT INITIALIZED

The following additional reason codes apply to "OPEN FOR INPUT":

40 DATASET NOT FOUND

44 DATASET NOT INITIALIZED

The following reason codes apply to "RETRIEVE/STORE/QUERY/QUALIFY FUNCTIONS":

0320 INVALID AREA PARM

0324
INVALID AREA LEN PARM

0328
NO USER BUFFERS

032C
INVALID ACCESS MODE

0330
INVALID START/END TIME

0334
IO ERRORS ENCOUNTERED

0338
INVALID ARGUMENT (RUNTIME)

ARSC
Meaning

04
MISSING ARGUMENT END

08
COLUMN NOT FOUND

0C
INV LOGICAL OPER

10
INV ARGUMENT SET

14
LENGTH > THAN COLUMN

18
LIST MISSING COLUMN

033C
RETRIEVE BUFFER UNAVAIL

0340
INVALID SEQUENCE AREA

0344
INVALID RPT DATE AREA

0348
QUALIFY QUALIFY SUBTYPE

ARSC
Meaning

04
INVALID QUALIFY SUBTYPE

08
INVALID VALUE (NO COLUMN)

0C
NO STORAGE AVAILABLE

034C
UNUSED

0350
INVALID PATH TYPE FOR REQ

0354
USER REQUEST ABEND

0358
DISCONNECT FAILED

ARSC
Meaning

04
ALREADY DISCONNECTED

08
PC# WAS NOT FOUND OR ALREADY DISCONNECTED

035C
CLOSE PATH FAILED

ARSC
Meaning

04
PATH ALREADY INACTIVE

08
PP# WAS NOT FOUND OR ALREADY CLOSED

0360
NO ARGUMENT AREA STORAGE

0364
INVALID MAX RECORD PARM

0368
INVALID RET OBJECT AREA

036C
INVALID RET VERSION AREA

0370
CAP QUERY CALL FAILED

ARSC
Meaning

04
QUERY STORAGE NOT AVAILABLE

08
QUERY INPUT SPECIFIED IS INVALID

14
INITIALIZATION ERROR
The request cannot be initiated.

RSC
Meaning

0404
NO STACK AREA

0408
CANT OBTAIN TASK WORK

18
INVALID REQUEST
The request is invalid.

RSC
Meaning

0504
INVALID REQUEST

System action

The Near-Term History Data Collector subtask processing terminates.

User response

Perform a near-term history log archive; repeat as needed for all defined log data sets. If the archive does not resolve the problem, delete and redefine the log data sets.

Ensure that your ARCVssid JCL members containing the Archive JCL have been copied to *rhllev*.RKD2PAR. Near-term history is trying to execute the archive job from this dataset.

If the problem persists, contact IBM support.

K0201361E	ARCHIVE Near-Term History Data Collector FILES FAILED. REDEFINE AND RETRY (CHKRETCD)
------------------	---

Explanation

The data capture request failed when attempting to open or access the log files.

System action

The Near-Term History Data Collector processing terminates or fails to start.

User response

Perform an near-term history log archive; repeat as needed for all defined log data sets. If the archive does not resolve the problem, delete and redefine the log data sets. If the problem persists, contact IBM support.

K0201362W	Near-Term History Data Collector TEMPORARILY SUSPENDED DATA COLLECTION. NO VSAM FILES. DB2=db2
------------------	---

Explanation

Usually, a job is automatically submitted that deletes the oldest file. You get this message when all files are filled and the oldest one is not yet deleted.

System action

Processing is halted.

User response

Delete the oldest file.

K0201363I	Near-Term History Data Collector RESUMED DATA COLLECTION. VSAM FILE AVAILABLE. DB2=db2
------------------	---

Explanation

This is an informational message.

System action

Processing continues.

User response

None.

K0201364E	NEAR-TERM HISTORY DATA COLLECTOR - SEQUENTIAL COLLECTION SUSPENDED. REASON <i>reason code</i>
------------------	--

Explanation

The Near-Term History Data Collector stopped collecting data to the sequential output file.

System action

Processing continues.

User response

Ensure there is enough space to allocate sequential data sets (for example, GDG).

K0201365I	NEAR-TERM HISTORY DATA COLLECTOR - SEQUENTIAL OUTPUT TO <i>dsn</i>
------------------	---

Explanation

The Near-Term History Data Collector collects information in data set indicated by *dsn*.

System action

Processing continues.

User response

None.

K0201366E	SEQ OUTPUT NEEDS DISP=OLD,DSN=xxx
------------------	--

Explanation

An attempt to allocate a new sequential file xxx or GDG generation xxx(+1) failed. Another process has an existing allocation against the file or GDG base xxx.

System action

This message is issued once. The Near-Term History Data Collector retries the allocation once a second. When the other process releases its allocation, the sequential file is allocated, output is resumed, and confirmation message Message KO2O1367I is issued.

User response

None. If required, the holding owner of the sequential file or GDG base can be determined by issuing the operator command D GRS, RES=(SYSDSN, xxx), where xxx is the DSN= value from the message.

**KO2O1367I SEQ OUTPUT NOW RESUMED
DSN=xxx**

Explanation

A previously locked data set has successfully been allocated.

System action

The Near-Term History Data Collector continues writing IFCID trace output to the new sequential file.

User response

None.

**KO2O1369I NEAR-TERM HISTORY DATA
COLLECTOR - RECORD IS
TOO LONG FOR SEQUENTIAL
COLLECTION IFCID = <V1> DB2
subsystem = <V2>**

Explanation

An IFI record length is longer than expected.

<V1> is the name of the IFCID.

<V2> is the name of the DB2 subsystem.

System action

The record is skipped. Processing continues with the next record.

User response

None.

**KO2O1371I <V1> RECORD IS TOO LONG FOR
ATF DATASET COLLECTION. IFCID
= <V2>**

Explanation

An IFI record length is longer than expected.

<V1> is the name of the IFCID.

<V2> is the name of the DB2 subsystem.

System action

The record is skipped. Processing continues with the next record.

User response

None.

**KO2O1372E <V1> ACCTG CLASS(11) only valid
for DB2 11 and above (IFITRACE).**

Explanation

Accounting Class 11 is only valid for DB2 11 and later.

System action

Near Term History is not started for subsystem <v1>.

User response

Change Near Term History parameters to not use class 11 for this DB2 subsystem.

**KO2O1373E <ssid> EXCESSIVE ENQ
CONTENTION, SEQ Processing
Temporarily Suspended**

Explanation

While Near Term History (NTH) was writing to a sequential data set, the processing was delayed for over 10 seconds waiting for a system resource. As a result, Sequential Processing has been suspended.

System action

Sequential processing will be suspended to allow all other NTH functions to continue uninterrupted. Once the system resource is available, Sequential Processing will resume.

User response

Wait for resource to be released. Using the D GRS,C command can allow you to see what resource the

OMEGAMON collector is waiting for, and action may need to be taken based on the holder of the resource.

KO201374I **<ssid> ENQ CONTENTION
Relieved, SEQ Processing
Resuming**

Explanation

ENQ Contention detected when earlier KO201373E MSG was issued has been relieved, SEQ processing will resume. Any records processed by Near Term History since the KO201373E message was issued will not be written to the sequential data set(s).

System action

Sequential file processing has been resumed, and will pick up with the next record processed.

User response

None

KO201385I **SSN=*ssn* REQUEST=*req*
FROM=*mod* RC=*ret* RS=*rsn*
TCB=*addr***

Explanation

This message describes the Near-Term History Data Collector initialization process. It contains the following variable information:

- *ssn* is the DB2 subsystem name.
- *req* is the request string.
- *mod* is the module name (DSNRLI or DSNCLI).
- *ret* is the return code.
- *rsn* is the reason code.
- *addr* is the storage address of the requesting TCB.

System action

Processing continues.

User response

None.

KO201400W **Near-Term History Data Collector
DETECTED THAT RMF IS NOT
ACTIVE. 15 MINUTE INTERVAL IS
USED**

Explanation

OMEGAMON XE for DB2 PE detects that RMF was not active when INTERVAL(RMF) was specified in the collection options member.

System action

Processing continues and a 15 minute interval is used.

User response

Activate RMF. Near-Term History Data Collector uses RMF interval if RMF is active when the current interval expires.

KO201401W **Near-Term History Data Collector
DETECTED THAT RMF IS ACTIVE.
RMF INTERVAL IS USED**

Explanation

OMEGAMON XE for DB2 PE detects that RMF was active so RMF interval was used. This message displays only if RMF was not active and INTERVAL(RMF) is specified in the collection options member.

System action

Processing continues.

User response

None.

KO201402W **Near-Term History Data Collector
- SUBSYSTEM *name* IS IN
MAINTENANCE MODE. WAITING
FOR NORMAL RESTART**

Explanation

The Near-Term History Data Collector has been started, but the DB2 subsystem to be monitored is currently running in maintenance mode.

System action

The Near-Term History Data Collector sends a message to the console and waits for the operator to reply.

User response

Read messages KO2H0001 and KO2H0003 for further for instructions.

KO201405E **Near-Term History Data Collector
- DB2 CONNECT FAILED.
THE MAXIMUM NUMBER OF
CONNECTIONS IS REACHED**

Explanation

The maximum number of connections is reached. The DB2 connect failed.

System action

Processing terminates.

User response

Increase the maximum number of connections, or restart the Near-Term History Data Collector later.

KO201406E **Near-Term History Data Collector
- DB2 CONNECT FAILED. THE
SPECIFIED DB2 SUBSYSTEM ID IS
NOT VALID**

Explanation

The DB2 subsystem ID specified is not valid and DB2 connection failed.

System action

Processing terminates.

User response

Ensure that the subsystem specified in the Near-Term History Data Collector options is active and restart the collector.

KO201407E **Near-Term History Data Collector
- DB2 SUBSYSTEM IS NOT ACTIVE
OR IS TERMINATING**

Explanation

The DB2 subsystem to be monitored is not active or is terminating.

System action

Processing terminates.

User response

Ensure that the DB2 subsystem specified in the Near-Term History Data Collector options is active, and restart the collector.

KO201408E **Near-Term History Data Collector -
DB2 CONNECT FAILED. USER NOT
AUTHORIZED**

Explanation

The DB2 connection failed because the Common Interface does not have authorization to connect to DB2.

System action

Processing terminates.

User response

Grant authorization to the Common Interface, then restart the Near-Term History Data Collector.

KO201409E **Near-Term History Data Collector
- DB2 CREATE THREAD FAILED.
PLAN NOT FOUND OR NOT
AUTHORIZED**

Explanation

The plan was not found or not authorized, so the DB2 Create Thread failed.

System action

Processing terminates.

User response

Ensure that K02VTMHP has been bound and that the necessary authorizations have been given.

KO201410E **Near-Term History Data Collector -
DB2 CREATE THREAD FAILED. *plan*
NOT AUTHORIZED**

Explanation

The plan is not authorized for use by the Common Interface; therefore, the Create Thread failed.

System action

Processing terminates.

User response

Ensure that K02VTMHP has been bound and that the necessary authorizations have been given.

KO201420W **Near-Term History Data Collector
DETECTED TERMINATION OF DB2
SUBSYSTEM *subsystem***

Explanation

The Near-Term History Data Collector detected termination of the indicated DB2 subsystem.

System action

Processing terminates.

User response

None.

KO2O1421E	Near-Term History Data Collector - WORKLOAD cccccccc HAD LOOPED MORE THAN TEN TIMES. TERMINATING
------------------	---

Explanation

The Near-Term History Data Collector detected that one of its workloads had looped more than ten times.

System action

Processing terminates.

User response

Contact IBM support.

KO2O1422E	NEAR-TERM HISTORY DATA COLL. - WORKLOAD %%%% HAD PROGRAM CHECK MORE THAN 10 TIMES. TERMINATING
------------------	---

Explanation

The Near-Term History Data Collector detected that one of its workloads had a program check more than ten times.

System action

Processing terminates.

User response

Contact IBM support.

KO2O1423W	DB2 SUBSYSTEM <i>subsystem</i> IS NOT ACTIVE, AND NEAR-TERM HISTORY DATA COLLECTOR IS WAITING FOR IT
------------------	---

Explanation

The indicated DB2 subsystem is to be monitored, but is not active at this time.

System action

The Near-Term History Data Collector issues WTOR message KO2H0001 and waits for a reply from the operator.

User response

Read message KO2H0001 and take appropriate action.

KO2O1425E	Near-Term History Data Collector--DETECTED 50 VSAM LOGICAL ERRORS. DATA COLLECTION STOPPED
------------------	---

Explanation

Processing of near-term history data terminates.

User response

Contact IBM support.

KO2O1426I	DB2 <i>subsystem</i> TERMINATED. Near-Term History Data Collector SUSPENDED DATA COLLECTION
------------------	--

Explanation

The DB2 subsystem being monitored by the Near-Term History Data Collector was terminated. Data collection was stopped and will resume when this DB2 subsystem is active again.

System action

The Near-Term History Data Collector waits for the DB2 subsystem to become active again.

User response

None.

KO2O1427I	DB2 <i>subsystem</i> IS ACTIVE. Near- Term History Data Collector HAS RESUMED DATA COLLECTION
------------------	--

Explanation

The DB2 subsystem is active again, and the Near-Term History Data Collector has resumed data collection.

System action

Data collection continues.

User response

None.

KO201430E **Near-Term History Data Collector
IS TERMINATING. DB2 VERSION
HAS BEEN CHANGED**

Explanation

This conflict occurs if a version change of either DB2 or OMEGAMON XE for DB2 PE is detected.

System action

Processing terminates.

User response

Delete the near-term history files and redefine them.

KO201431E **DB2 SUBSYSTEM *id* IS NOT VALID.
RESPOND TO THE FOLLOWING
MESSAGES TO PROCEED**

Explanation

The DB2 subsystem to be monitored, identified by *id*, is not valid on this system.

System action

The Near-Term History Data Collector issues WTOR message KO2H0003 and waits for a reply from the operator.

User response

Read message KO2H0003 and take appropriate action.

KO201432E **DB2 SUBSYSTEM *id* FOR
INSERTION IS NOT VALID.
RESPOND TO THE FOLLOWING
MESSAGES TO PROCEED**

Explanation

The DB2 subsystem to which near-term history data is to be written, identified by *id*, is not valid on this system.

System action

The Near-Term History Data Collector issues WTOR message KO2H0003 and waits for a reply from the operator.

User response

Read message KO2H0003 and take appropriate action.

KO201433W **Near-term history does not
support ACCUMACC greater than
25 (NEWINOPT)**

Explanation

The QWAR accounting rolled-up information can only contain ACE values for up to 25 rolled-up records.

QWAR is used by Near-term history to determine the records to be included in a rolled up accounting record. If more than 25 records are rolled up, the records that are created by the threads can neither be found nor matched with the rolled up record.

System action

None.

User response

Specify a maximum number of 25 for the installation parameter ACCUMACC.

KO201434W **Near-term history does not
support ACCUMACC with DB2 9
(NEWINOPT)**

Explanation

QWAR is used by Near-term history to determine the records to be rolled up by using the installation parameter ACCUMACC. With DB2 9, a QWAR cannot be created. Therefore roll-up processing is not possible.

System action

None.

User response

Specify the value N0 for the installation parameter ACCUMACC.

KO201500E **CANNOT OBTAIN STORAGE FOR
NEAR-TERM HISTORY STATISTICS
RECORD**

Explanation

Additional storage was needed to keep statistics data for 96 intervals.

System action

Processing continues by reusing storage for the oldest interval.

User response

Increase region size and restart the CI.

KO201501E **CANNOT OBTAIN STORAGE
FOR NEAR-TERM HISTORY DDF
STATISTICS RECORD**

Explanation

Additional storage was needed to keep DDF statistics data for 96 intervals.

System action

Processing continues by reusing storage for the oldest interval.

User response

Increase region size.

KO201520W **NEAR-TERM HISTORY DATA NOT
AVAILABLE: *reason***

Explanation

Near-term history data is not available for one of the following reasons:

H2 IS NOT RUNNING

The Near-Term History Data Collector is not running.

NO STATISTIC DATA

Statistics data is not being collected.

NO DATA AVAILABLE

First interval has not occurred yet.

NTHWORK NOT FOUND

Internal logic error.

System action

Processing continues.

User response

Perform the action that corresponds to the indicated reason:

H2 IS NOT RUNNING

Start the Near-Term History Data Collector.

NO STATISTIC DATA

Specify STATISTICS=YES in the Near-Term History Data Collector options.

NO DATA AVAILABLE

Wait for the first interval.

NTHWORK NOT FOUND

Contact IBM support.

KO201531W **REPORT COMBINE LEVEL
IGNORED. COLLECTION INTERVAL
DOES NOT DIVIDE EVENLY INTO
60 MINUTES**

Explanation

The report combine level is set to HOURLY, but the selected collection interval does not divide evenly into 60 minutes.

System action

Processing continues; OMEGAMON XE for DB2 PE ignores the report combine level option.

User response

Change the report combine level to NONE on the Near-Term History Report Option panel. Or change the collection interval (use 1, 2, 3, 4, 5, 6, 10, 12, 15, 20, or 30 minutes) and restart the Near-Term History Data Collector.

KO201600I **OBJECT ANALYSIS COLLECTION
IS NOT ACTIVE**

Explanation

Object analysis displays require object analysis collection to be active.

System action

The display is terminated.

User response

Start the collection by using the Start Object Analysis Collection panel.

KO201601I **NO OBJECT ACTIVITY LOCATED
FOR THIS COLLECTION INTERVAL**

Explanation

Object analysis collection occurs on an interval basis. This message informs that no object activity has occurred for the current interval.

System action

The display is terminated.

User response

None.

**K0201602I NO VOLUMES CONTAINING
ALLOCATED DB2 OBJECTS
LOCATED DURING THIS
COLLECTION INTERVAL**

Explanation

No volumes containing allocated DB2 objects could be located.

System action

The display is terminated.

User response

None.

**K0201603I NO OBJECTS ARE CURRENTLY
ALLOCATED**

Explanation

No DB2 objects allocated to DB2 were located.

System action

The display is terminated.

User response

None.

**K0201604I NO DB2 I/O ACTIVITY LOCATED
FOR THIS VOLUME DURING THIS
COLLECTION INTERVAL**

Explanation

The volume being viewed has not incurred any DB2 I/O activity during the collection interval.

System action

The display is terminated.

User response

None.

**K0201605I VOLUME CONTAINS NO DB2
ALLOCATED OBJECTS**

Explanation

The volume viewed no longer contains any allocated DB2 objects.

System action

The display is terminated.

User response

None.

**K0201606I NO DB2 I/O ACTIVITY LOCATED
FOR THIS OBJECT DURING THIS
COLLECTION INTERVAL**

Explanation

No DB2 I/O activity could be located for the object in the current collection interval.

System action

The display is terminated.

User response

None.

**K0201607E COLLECTION NOT SUCCESSFUL.
VALIDATION FAILED**

Explanation

An internal error was encountered during collection for the display.

System action

The display is terminated.

User response

Contact IBM support.

**K0201608I NO OBJECTS ARE CURRENTLY
ALLOCATED FOR THIS DATABASE**

Explanation

The database being viewed is no longer allocated to DB2.

System action

The display is terminated.

User response

None.

**K0201609I OBJECT IS NOT CURRENTLY
ALLOCATED TO DB2**

Explanation

The space name being viewed no longer contains any data sets allocated to DB2.

System action

The display is terminated.

User response

None.

KO2O1610E	EVENTMGR O2ECNTL IS NOT ACTIVE. START REQUEST IS IGNORED
------------------	---

Explanation

OMEGAMON XE for DB2 PE could not start the object- and volume analysis collection because the Event Collection Manager O2ECNTL is not active.

System action

The start request is ignored.

User response

Start the OMEGAMON XE for DB2 PE Event Collection Manager under the O2CI. For instructions see *IBM Tivoli OMEGAMON XE for DB2 Performance Expert on z/OS: Configuration and Customization*.

KO2O1611I	START REQUEST SUCCESSFULLY PROCESSED
------------------	---

Explanation

The start request for the object analysis collection was successfully issued.

System action

The display is terminated.

User response

If message KO2O1600 recurs, check the SYSLOG data set for O2CI messages. If necessary, contact IBM support.

KO2O1612I	STOP REQUEST SUCCESSFULLY PROCESSED
------------------	--

Explanation

The stop request for the object analysis collection was successfully issued.

System action

The display is terminated.

User response

If object analysis remains active, check the SYSLOG data set for O2CI messages and contact IBM support if necessary.

KO2O1613I	MODIFY REQUEST SUCCESSFULLY PROCESSED
------------------	--

Explanation

The modify request for the object analysis collection was successfully issued.

System action

The display is terminated.

User response

None.

KO2O1614E	START REQUEST DENIED. COLLECTION IS ALREADY ACTIVE
------------------	---

Explanation

The start request is denied because the object analysis collection is already active.

System action

The display is terminated.

User response

None.

KO2O1615E	STOP REQUEST DENIED. COLLECTION IS NOT ACTIVE
------------------	--

Explanation

The stop request is denied because the object analysis collection is not active.

System action

The display is terminated.

User response

None.

KO2O1616E	STOP REQUEST DENIED. COLLECTION IS NOT ACTIVE
------------------	--

Explanation

The stop request is denied because the object analysis collection is not active.

System action

The display is terminated.

User response

None.

KO2O1617E	VALID INTERVAL= <i>keyword</i> NOT LOCATED. REQUEST DENIED
------------------	---

Explanation

The start request for the object analysis collection could not be processed because the INTERVAL= *keyword* was missing or not valid.

System action

The start request is ignored.

User response

Correct the start request, by specifying a valid INTERVAL= operand. Valid interval range is 1 to 9999.

KO2O1618E	REQUEST COULD NOT BE PROCESSED. TRY AGAIN
------------------	--

Explanation

OMEGAMON XE for DB2 PE could not start the object- and volume analysis collection because the Event Collection Manager (EVENTMGR) was busy.

System action

The request is ignored.

User response

Try issuing the request again. If the problem persists, contact IBM support.

KO2O1619I	NO NEW DATA SET EXTENT ACTIVITY DETECTED
------------------	---

Explanation

Object analysis did not acquire any new extents by any data sets in the DB2 subsystem being monitored during the current interval. No new information to display.

System action

Processing continues.

User response

None.

KO2O1620I	OBJECT ANALYSIS THREAD SUPPORT IS NOT ACTIVE
KO2O1621I	NO THREAD ACTIVITY LOCATED FOR THIS COLLECTION INTERVAL

Explanation

No data has been found.

System action

Processing continues.

User response

None.

KO2O1700W	CAPTURE SERVER INACTIVE
------------------	--------------------------------

Explanation

The data capture facility is not available.

System action

Processing terminates.

User response

Call IBM support.

KO2O1701E	CAPTURE SERVER CONNECTION FAILED = <i>reason</i>
------------------	---

Explanation

The near-term thread history feature could not connect to the server for one of the following reasons:

H2 NOT ACTIVE

The Near-Term History Data Collector must be started to access near-term thread history information.

H2 NOT COLLECTING TO VSAM

The Near-Term History Data Collector must be collecting to VSAM data sets to access near-term thread history information.

INVALID CONNECT ID

Internal error.

CONNECT ID NOT FOUND

Internal error.

Explanation

The identifier of the volume was entered incorrectly, or the volume with the specified volume identifier does not exist.

System action

Processing terminates.

User response

Correct the syntax or specify a valid volume identifier.

KO201764E	INVALID DSN: <i>dsname</i> DATA SET ALREADY EXISTS
------------------	---

Explanation

None.

System action

Processing terminates.

User response

Specify a different data set name that does not already exist.

KO201765E	UNABLE TO LOAD MODULE ATRE. POSSIBLE REGION SIZE PROBLEM
------------------	---

Explanation

The application trace could not be started because there is not enough space in the storage region.

System action

Processing terminates.

User response

Increase the size of the storage region.

KO201768E	IFCID TRACE DATA SET NAME INCOMPLETE. REENTER THE TRACE REQUEST
------------------	--

Explanation

A complete, valid data set name is required for the output of an IFCID trace.

System action

The IFCID trace request is rejected.

User response

Reenter the trace request using a complete data set name.

KO201769I	IFCID TRACE IS NOT CURRENTLY RUNNING
------------------	---

Explanation

The user requested that the results of an IFCID trace be displayed, but the trace is not active.

System action

The IFCID command is rejected.

User response

None.

KO201801E	TRACE CONNECT TO DB2 FAILED WITH RETURN CODE <i>rc</i>
------------------	---

Explanation

OMEGAMON XE for DB2 PE attempted to connect to DB2 to start an IFCID trace. The attempt to connect to DB2 failed with the return code indicated

System action

The IFCID trace was not started.

User response

Correct the condition that caused the failure and start the trace again.

KO201802E	TRACE CONNECT TO DB2 FAILED WITH REASON CODE <i>rs</i>
------------------	---

Explanation

OMEGAMON XE for DB2 PE attempted to connect to DB2 to start an IFCID trace. The attempt to connect to DB2 failed with the reason code indicated.

System action

The IFCID trace was not started.

User response

Correct the condition that caused the failure and start the trace again.

KO201803E	TRACE OPEN PLAN FAILED WITH RETURN CODE <i>rc</i>
------------------	--

Explanation

OMEGAMON XE for DB2 PE attempted to open the plan to start an IFCID trace. The attempt to open the plan failed with the return code indicated.

System action

The IFCID trace was not started.

User response

Correct the condition that caused the failure and start the IFCID trace again.

KO2O1804E	TRACE OPEN PLAN FAILED WITH REASON CODE <i>rs</i>
------------------	--

Explanation

OMEGAMON XE for DB2 PE attempted to open the plan to start an IFCID trace. The attempt to open the plan failed with reason code indicated.

System action

The IFCID trace was not started.

User response

Correct the condition that caused the failure and start the IFCID trace again.

KO2O1805E	START TRACE COMMAND FAILED WITH RETURN CODE <i>rc</i>
------------------	--

Explanation

The **START TRACE** command was issued to start an IFCID trace. The attempt failed with the return code indicated.

System action

The IFCID trace was not started.

User response

Correct the condition that caused the failure and start the IFCID trace again.

KO2O1806E	START TRACE COMMAND FAILED WITH REASON CODE <i>rs</i>
------------------	--

Explanation

The **START TRACE** command was issued to start an IFCID trace. The attempt failed with the reason code indicated.

System action

The IFCID trace was not started.

User response

Correct the condition that caused the failure and start the IFCID trace again.

KO2O1808W	TOO MANY IFCIDS SPECIFIED. LIST TRUNCATED
------------------	--

Explanation

The number of IFCIDs requested to be included in the IFCID trace exceeds the maximum allowed.

System action

IFCID trace is started without some of the requested IFCIDs.

User response

None.

KO2O1809E	TRACE DATA SET SPECIFIED COULD NOT BE FOUND. CORRECT AND PRESS ENTER TO PROCEED
------------------	--

Explanation

The data set name specified for the IFCID trace output does not exist.

System action

OMEGAMON XE for DB2 PE waits for the user response.

User response

Enter a valid existing data set name.

KO2O1810W	TRACE DATA SET SPECIFIED HAS BEEN MIGRATED. PRESS ENTER TO PROCEED
------------------	---

Explanation

The data set specified for the IFCID trace output has been migrated.

System action

OMEGAMON XE for DB2 PE waits for the user response.

User response

When the data set recall has completed, press Enter to proceed with the IFCID trace.

KO201811W **TRACE DATA SET SPECIFIED IS NOT QSAM. PRESS ENTER TO PROCEED**

Explanation

The data set specified for the IFCID trace output is not a QSAM data set.

System action

OMEGAMON XE for DB2 PE waits for the user response.

User response

Press Enter to allow the correct data set name to be entered.

KO201901W **IFI COLLECTOR MONITOR TRACE IS NO LONGER ACTIVE**

Explanation

OMEGAMON XE for DB2 PE requires the monitor trace to be active to collected data.

KO201902E **MONITOR1 AUTHORIZATION REQUIRED. NO DATA CAN BE COLLECTED**

Explanation

OMEGAMON XE for DB2 PE requires MONITOR1 authorization to start the data collection process.

System action

Processing terminates.

User response

The system administrator should grant the necessary authorization.

KO201903E **STATISTICS COLLECTOR READS FAILED. MULTIPLE RETRY ATTEMPTS. READS ABANDONED**

KO201904E **IFI COLLECTOR READS FAILED WITH RETURN CODE *rc***

Explanation

A READS to the IFI failed with the indicated return code.

System action

Processing terminates.

User response

See message KO201906E. Analyze the return code, correct the problem, and retry.

KO201905E **IFI COLLECTOR READS FAILED WITH REASON CODE *rs***

Explanation

A READS to the IFI failed with the indicated reason code.

System action

Processing terminates.

User response

See message KO201904E. Analyze the reason code, correct the problem, and retry.

KO201906E **IFI COLLECTOR LOAD OF *module* FAILED**

Explanation

module is either DSNALI or DSNRLI.

System action

Processing terminates.

User response

Check and correct the STEPLIB DD statement for the missing DB2 load library.

KO201907E **IFI COLLECTOR LOAD OF DSNWLI2 FAILED**

Explanation

OMEGAMON XE for DB2 PE could not load the required module.

System action

Processing terminates.

User response

Check and correct the STEPLIB DD statement for the missing DB2 load library.

**K0201908E IFI COLLECTOR CONNECT FAILED
- RETURN CODE *rc***

System action

Processing terminates.

**K0201909E IFI COLLECTOR CONNECT FAILED
- REASON CODE *rs***

System action

Processing terminates.

User response

If the reason code is 00F30013, check RACF CLASS DSNR, then look for profiles *xxxxx*.RRSAF (where *xxxxx* is the DB2 subsystem name).

**K0201910E IFI COLLECTOR OPEN FAILED -
RETURN CODE *rc***

System action

Processing terminates.

**K0201911E IFI COLLECTOR OPEN FAILED
- REASON CODE *rs* PLAN
NAME=*name* DB2=*subsystem***

System action

Processing terminates.

**K0201912E IFI COLLECTOR DISPLAY TRACE
FAILEDIFI DISPLAY TRACE -
FAILED RETURN CODE *rc*IFI
DISPLAY TRACE - FAILED REASON
CODE *rs***

**K0201913E IFI START TRACE - FAILED
RETURN CODE *rc*IFI START TRACE
- FAILED REASON CODE *rs***

**K0201914W IFI COLLECTOR NO MORE
STORAGE FOR BUFFER USING %%
%%%**

**K0201915W IFI COLLECTOR REACHED
MAXIMUM STORAGE AMOUNT
<V1> <V2> <V3> <V4> <V5> <V6>
<V7>**

Explanation

IFI Collector did not read all of the data because the maximum buffer size was exceeded.

<V1> is the buffer size.

<V2> is the number of bytes moved to the buffer.

<V3> is the number of bytes not moved to the buffer.

<V4> is the global reason code.

<V5> is the return code.

<V6> is the reason code.

<V7> are the IFCIDS (two bytes per IFCID).

System action:

Processing continues.

User response:

Contact IBM support.

K0201916W IFI COLLECTOR TIMED OUT

Explanation

DB2 did not respond in time.

System action

The systems retries automatically.

User response

None.

**K0201917E IFI COLLECTOR CRE THRD
FAILED - RETURN CODE *rc*IFI
COLLECTOR CRE THRD FAILED -
REASON CODE *rs*PLAN NAME=*plan*
*name*DB2=*subsystem***

**K0201918I *subsystem* + IFI COLLECTOR (CAF)
CONNECTION ESTABLISHED**

Explanation

The IFI Collector uses a different type of connection through the Call Attach Facility (CAF).

System action

Processing continues.

User response

None.

**K0201920I *subsystem* + IFI COLLECTOR (CAF)
CONNECTION TERMINATED**

Explanation

The session ended. The user is no longer connected through the Call Attach Facility (CAF).

System action

Processing ends normally.

User response

None.

KO201922I **subsystem + IFI COLLECTOR (CAF)**
FORCIBLY DETACHED

Explanation

The call to DB2 through the Call Attach Facility (CAF) has been terminated because the program has terminated or the subsystem server has been shut down.

System action

Processing ends normally.

User response

None.

KO201924I **EPS1 <KO2PLAN> NOT USING IFI**
INTERFACE

Explanation

The DB2 plan needed by OMPE has not been bound to this DB2. OMEGAMON cannot use the IFI interface and cannot obtain complete monitoring information.

System action

Processing ends normally.

User response

None.

KO201925W **THE AUTHORIZATION EXIT**
IS ACTIVE. ALL DATA IS
SUPPRESSED.

Explanation

The parameter USEUSERAUTHEXIT=Y is configured. The authorization user exit is active.

This parameter is specified in the <HILEV>.RKD2PAR member OMPEMSTR.

System action

None.

User response

Contact your administrator.

KO201940E **WLM SERVICE XX RC: 99 - YY**
REASON: ZZ

Explanation

OMEGAMON XE for DB2 PE on z/OS has requested information from one of the standard workload manager interfaces. The interface has issued a nonzero return code as a result of that request.

- XX is the name of the WLM interface:
 - IWMRCOLL
 - IWMCQRY
 - IWMRQRY
 - IWMPQRY
 - IWMDEXTR
- 99 is the nonzero return code:
 - 04
 - 08
 - 12
 - 16
- YY is a short text describing the general type of error:
 - WARNING
 - INVOCATION ERROR
 - ENVIRONMENTAL ERROR
 - COMPONENT ERROR
- ZZ is a short text describing the specific error and may be one of the values listed in the table below. This table contains the short text string followed by the specific return code. This specific return code may be found in the WLM documentation in your MVS Bookshelf Programming: *Workload Manager Services*, SA22-7619.

INSUF ACCESS	X'00000C0E'
NOWLM	X'00000401'
NO MON ENV	X'00000402'
MON ENV NOT ALLOC	X'00000403'
COMPAT NO SYSEVENT RQD	X'00000404'
GOAL NO MON ENV	X'00000405'
NO PAR ENV	X'00000406'
RETURN CONT	X'00000407'
WORK NOT FOUND	X'00000408'
NO CONN	X'00000409'
OUTPUT AREA TOO SMALL	X'0000040A'
NO SERVERS REGISTERED	X'0000040B'
MON ENV LACKS INFO	X'0000040C'
ICS DEFAULT	X'0000040D'
ICS AREA TOO SMALL	X'0000040E'

STATE INV DATA RET	X'0000040F'
TKN NO MATCH	X'00000410'
ENCL ACTIVE	X'00000411'
COMPAT MODE	X'00000412'
IDS DONT MATCH	X'00000413'
NULL CDS	X'00000414'
POLICY ACT IN PROGRESS	X'00000415'
POLICY UNDEFINED	X'00000416'
BAD SERV DE	X'00000417'
SERVER NOT REGISTERED	X'00000418'
SERVER ALREADY REG	X'00000419'
NO POL MGT	X'0000041A'
NOT ENCLAVE	X'0000041C'
BAD RES TKN	X'0000041D'
NO IWM SVAEA SUBRECORD	X'0000041E'

EXEC ENV CHANGED	X'0000041F'
SYS INFO INCOMPLETE	X'00000420'
UNKNOWN QUEUE	X'00000421'
NO IWM SVSEA SUBRECORD	X'00000422'
DEFAULT POLICY	X'00000423'
SYSTEM IGNORED	X'00000424'
NO SCH ENV	X'00000425'
SCH ENV NOT FOUND	X'00000426'
SCH ENV NOT AVAILABLE	X'00000427'
NO SCH ENV DEFINED	X'00000428'
RESOURCE NOT FOUND	X'00000429'
SCH ENV NO SYSTEM	X'0000042A'
NO DATA	X'0000042B'
ETOKEN NOMATCH	X'0000042C'
CONTINUE RIP	X'0000042D'

SERVER NOT FOUND	X'0000042E'
SECONDARY WORK DELETED	X'0000042F'
CNTL REG NOT REG	X'00000430'
ACTIVE SERVERS	X'00000431'
UNKNOWN EXPORT TOKEN	X'00000432'
ENC ALREADY EXPORTED	X'00000433'
BAD ENTRY VERSION	X'00000434'
NO CACHE ENTRY	X'00000435'
BAD BUF SIZE	X'00000436'
INVALID SWITCH TOKEN	X'00000437'
NO AFFINITY FOUND	X'00000439'
REGION NOT FOUND	X'0000043A'
SRB MODE	X'00000801'
XMEM USER KEY TKN	X'00000802'
DISABLED	X'00000803'

LOCKED	X'00000804'
MON ENV SWITCH CONT	X'00000805'
MON ENV PARENT	X'00000806'
BAD STOKEN	X'00000807'
MON ENV DEP CONT	X'00000808'
SRB USER KEY TKN	X'00000809'
TCB NOT OWNER USER KEY TKN	X'0000080A'
BAD PL	X'0000080B'
MON ENV LACKS DATA	X'0000080C'
BAD SERV CLS	X'0000080D'
ARR TIME GT END TIME	X'0000080E'
NO USER KEY NTFY	X'0000080F'
EUT FRR	X'00000810'
NO USER KEY RPT	X'00000811'
BAD ASCB	X'00000812'

USER KEY NO MON TKN	X'00000813'
USER KEY WRONG PRIM	X'00000814'
USER KEY WRONG SERVER	X'00000815'
DEP CONT EXISTS	X'00000816'
PAR ENV WORK RQST ABSENT	X'00000817'
BOTH ENV SAME TCB	X'00000818'
TCB ALREADY ASSOC	X'00000819'
CALLER NOT AUTH DEP ENV	X'0000081A'
CALLER NOT AUTH PAR ENV	X'0000081B'
CONT EXISTS	X'0000081C'
BAD ELT	X'0000081D'
BAD LU62 TKN LEN	X'0000081E'
NO RELATE	X'0000081F'

BAD MON ENV	X'00000820'
BAD CONN	X'00000821'

BAD PAR ENV	X'00000822'
DAT OFF	X'00000823'
AMODE 24	X'00000824'
ASC MODE NOT PRIMARY	X'00000825'
TASK TERM	X'00000826'
RSVD NOT0	X'00000827'
BAD VERSION	X'00000828'
BAD OPTIONS	X'00000829'
MON ENV RELATED	X'0000082A'
BAD # INSTANCES	X'0000082B'
BAD NUMBER ASCB	X'0000082C'
EX ST TIME GT END TIME	X'0000082D'
CONNECT EXISTS	X'0000082E'
WRONG HOME	X'0000082F'
BAD ALET	X'00000830'

COLL SUSPENDED	X'00000831'
STATE INV NODATA RET	X'00000832'
NOT IN COMPAT MODE	X'00000833'
BAD ICS ALET	X'00000835'
MAX ENCLAVE	X'00000836'
USER KEY CONN TKN	X'00000837'
CLSFY AREA TOO BIG	X'00000838'
CLSFY PL TOO SMALL	X'00000839'
BAD ENCLAVE	X'0000083A'
HOME NOT OWN CONN	X'0000083B'
MISSING ACRO	X'0000083C'
BAD SERV DI	X'0000083D'
LEVEL MISMATCH	X'0000083E'
PRIMARY NOT OWN CONN	X'0000083F'
SERVICE NOT ENABLED	X'00000840'

XMEM MODE	X'00000841'
NO WLM CONNECT	X'00000842'
SELECT IN PROGRESS	X'00000843'
BADMONTKN_LISTLEN	X'00000844'
WRONG ENCLAVE	X'00000845'
NO USER KEY REG	X'00000846'
OTHER SPACE CONNECTED	X'00000847'
BAD WORK UNIT TOKEN	X'00000848'
WLM SERV BAD APPL	X'00000849'
WLM SERV BAD SSN	X'0000084A'
WLM SERV BAD SST	X'0000084B'
NOT AUTH CONNECT	X'0000084D'
WLM SERV BAD TYPE	X'0000084E'
WRONG EXEC TOKEN	X'0000084F'
BEGIN ENV OUTSTANDING	X'00000850'

SEC ENV OUTSTANDING	X'00000851'
EXEC TOKEN NOT CORRECT	X'00000852'
WLM QM BAD TYPE	X'00000853'
TOO MANY SELECT	X'00000854'
BAD NUM EU MAX	X'00000855'
BAD NUM EU MIN	X'00000856'
ALREADY IN ENCLAVE	X'00000857'
NO TE JOINED TCB	X'00000858'
ENCLAVE SUBTASK EXISTS	X'00000859'
SELECTED WORK ACTIVE	X'0000085A'
NO SERV DAREA	X'0000085B'
WRONG NUM EU	X'0000085C'
MON ENV NOT HOME	X'0000085D'
BAD NUM SYS	X'0000085E'
BAD SYSTEM L	X'0000085F'

NO SYSTEM L	X'00000860'
QUEUE NOT DEFINED	X'00000861'
NO PRIOR SELECT	X'00000862'
NO EXEC ENV	X'00000863'
SECONDARY WORK EXISTS	X'00000864'
ROUTING TABLE EXISTS	X'00000865'
DUPLICATE CNTL REG	X'00000866'
CNTL REG ALREADY REG	X'00000867'
MAX CNTL REGEXCEED	X'00000868'
SYS TYPE NOTREG	X'00000869'

GROUP NOT REG	X'0000086A'
NO CNTL REG	X'0000086B'
NO CR ROUTE TABLE	X'0000086C'
NO CR GROUPS	X'0000086D'
NOT CNTL REG	X'0000086E'

INVALID SHUTDOWN	X'0000086F'
BAD EXPORT TOKEN	X'00000870'
DID NOT EXPORT OR IMPORT	X'00000871'
FOREIGN ENCLAVE	X'00000872'
WRONG SRV LMT	X'00000873'
WRONG MNG TSK	X'00000874'
TKN IN DMS MCH	X'00000875'
NO CPU ONLINE	X'00000876'
DCM NOT INITIALIZED	X'00000877'
BAD NUM LIMIT MAX	X'00000878'
BAD NUM LIMIT MIN	X'00000879'
NO Q SERVER	X'0000087A'
UNEXPECTED CALL	X'0000087B'
WRONG AE LIMITS	X'0000087C'
BAD NUM AESRVMAX	X'0000087D'

BAD REG TOKEN	X'00000880'
ENCLAVE PREVIOUSLY DELETED	X'00000881'
TOO MANY REGISTRATIONS	X'00000882'
NO STG	X'00000C01'
REPORTING SUSP	X'00000C02'
SYSEVENT NO WORK ELT	X'00000C03'
NTFY NO WORK ELT	X'00000C04'
RPT NO WORK ELT	X'00000C05'
NO END TIME	X'00000C06'
NO ARR TIME	X'00000C07'
NO EX TIME	X'00000C08'
NO RES MGR	X'00000C09'
SUSPENDED	X'00000C0A'
STATE CHANGED	X'00000C0B'
CLASSIFY FAIL	X'00000C0C'

BAD CLSFY	X'00000C0D'
CDS NOT AVAIL	X'00000C0F'
CDS TOO SMALL	X'00000C10'
ONE SYSTEM UNABLE	X'00000C11'
NO GOAL MODE SYSTEMS	X'00000C12'
POLICY NOT AVAIL	X'00000C13'
NO WORK SHUTDOWN	X'00000C14'
SERVER UNAVAIL	X'00000C16'
SEC ENV CREATE FAILED	X'00000C17'
SEC ENV DELETE FAILED	X'00000C18'
NOT SEC AUTH CONNECT	X'00000C19'
APPL NOT DEFINED	X'00000C1A'
APPL NOT SST	X'00000C1B'
SERVER NOT STARTED	X'00000C1C'
QMGR NOT ACTIVE	X'00000C1D'

HIGHER VERSION LEVEL	X'00000C1E'
SERVER EXISTS	X'00000C1F'
DEP CLASSIFY FAIL	X'00000C20'
NO MON ENV ERR	X'00000C21'
APPL ENV QUIESCED	X'00000C22'
IND LOCAL SYSTEM	X'00000C23'
PROCNAME BLANK	X'00000C24'
APPL ENV STOPPED	X'00000C25'
ROUTER NOT ACTIVE	X'00000C26'
FSV REQ INCOMPAT	X'00000C27'
BAD SERVICE CLASS	X'00000C28'
SV DEF ID WRONG	X'00000C29'
DUPLICAT QUEUE	X'00000C2A'
TOKEN NOT CURRENT	X'00000C2B'
CANNOT ACCESS POLICY	X'00000C2C'

BAD PERFORMANCE GROUP	X'00000C2D'
WRONG MODE	X'00000C2E'
SYSTEM SPACE	X'00000C2F'
DUPLICATE JOBS	X'00000C30'
WRONG ASID	X'00000C31'
NOT ELIGIBLE FOR SRV CLASS	X'00000C32'
OTHER SUBSYS REG QUEUE	X'00000C33'

NO SELECTION	X'00000C34'
NOT SEC AUTH SERV REG	X'00000C35'
STRUCTURE UNAVAILABLE	X'00000C36'
STRUCTURE FULL	X'00000C37'
UP LEVEL OBJECT	X'00000C38'
TOO MANY SYSTEMS	X'00000C39'
INVALID SUBSYSTEM	X'00000C3A'
STOP TASK	X'00000C3B'

CONFIG FAILED	X'00000C3C'
ENTRY NOT PROCESSED	X'00000C3D'
TOO MANY SWITCHES	X'00000C3E'
LDE INVALID	X'00000F01'
CDE INVALID	X'00000F02'
XDE INVALID	X'00000F03'
SDE INVALID	X'00000F04'
SXDE INVALID	X'00000F05'
CDE TABLE INVALID	X'00000F06'
CDEX INVALID	X'00000F07'

System action

See *Workload Manager Services*, SA22-7619.

User response

See *Workload Manager Services*, SA22-7619.

KO201941E EXCHANGE LAYER CALL FAILED - RETURN CODE rc

Explanation

An internal inter-program communication error occurred.

System action

Processing terminates.

User response

See KO201942E. Contact IBM support.

KO201942E EXCHANGE LAYER CALL FAILED - REASON CODE rc

Explanation

An internal inter-program communication error occurred.

System action

Processing terminates.

User response

See KO201941E. Contact IBM support.

KO201943E FUDA SERVICES LICENSE CHECK FAILED, EXITING (O2INITE)

Explanation

The OM PE FUDA service failed to verify the license during server initialization.

System action

Processing ends. If this message is preceded by message FPEV0137E, the license is not valid. If not, the security setup might have been done incorrectly.

User response

Ensure that the license FMID is installed properly and the security setup is correct.

KO201944I **SQL PA ANALYSIS
INITIATED (OSQPSQPI).
REPORT=nnnnnn PLAN=pppppppp
PACKAGE=kkkkkkkk**

Explanation

An SQL PA report has been generated for the current SQL statement.

User response

None.

KO201945I **NO ACTIVE SQL STATEMENT TEXT
FOUND. REPORT NOT INITIATED.
(OSQPSQPI)**

Explanation

An attempt was made to initiate an SQL PA analysis from Active Thread display (panel ZSQL), EDM Snapshot (panel EDDM3), or Near Term history (panel ZHTCALL.), but there was no active SQL statement being displayed.

Reports can only be initiated when a current SQL statement is displayed.

User response

None.

KO201946I **PERFORMANCE WAREHOUSE
BUSY OR NOT STARTED. PRESS
ENTER TO RETRY REQUEST
(SQPSQPI)**

Explanation

An attempt was made to initiate an SQL PA analysis from Active Thread display (panel ZSQL), EDM Snapshot (panel EDDM3), or Near Term history (panel

ZHTCALL.), but the interface could not initiate the request with PWH.

User response

Ensure that PWH is properly configured for SQL PA using the Configuration Tool (formerly ICAT). If PWH has been properly configured, hit Enter to retry the request.

KO201947W **NO REPORTS FOUND FOR
CURRENT USER (O2OSQP)**

Explanation

Option V was selected to display a list of SQL PA reports, but no reports were found that either had a creator ID equal to the current user ID or had a scope of Public.

User response

None.

KO201948I **NO REPORT OUTPUT GENERATED
FOR xxxxxxxx (O2OSQP)**

Explanation

No output was generated for the file selected. xxxxxxxx is one of the following: ANLREP, ANLQLM, ANLQTRC, ANLELOG, ANLLSQL, or JOBERR.

User response

Except for JOBERR, refer to the appropriate SQL PA documentation for information on how each file is generated. JOBERR is only available when an SQL PA report has a status of FAILED.

KO201949E **PERFORMANCE WAREHOUSE
REQUEST FAILED (O2OSQP).
variable message text**

Explanation

ACTION IGNORED. REPORT NOT RUNNING

An attempt was made to cancel a report, but the report was no longer in RUNNING status.

ACTION IGNORED. REPORT HAS NOT COMPLETED

An attempt was made to view, delete or modify the scope of a report that has not yet completed.

SQL PA NOT CONFIGURED ON THIS SYSTEM

An attempt was made to initiate an SQL PA analysis from Active Thread display (panel ZSQL), EDM Snapshot (panel EDDM3), or Near Term history (panel ZHTCALL.), but the interface could not initiate the request with PWH.

REPORT NOT WITHIN SCOPE

An attempt was made to alter a report by someone other than the creator of the report. Only the creator of a report may modify or delete it.

REQUEST=rrrrrrrr RETURN CODE=xxxxxxxx REASON CODE=xxxxxxxx

An internal error occurred during processing.

User response**ACTION IGNORED. REPORT NOT RUNNING**

None.

ACTION IGNORED. REPORT HAS NOT COMPLETED

Wait for the report to complete before performing the action.

SQL PA NOT CONFIGURED ON THIS SYSTEM

Ensure that PWH is properly configured for SQL PA using the Configuration Tool (formerly ICAT).

REPORT NOT WITHIN SCOPE

None.

REQUEST=rrrrrrrr RETURN CODE=xxxxxxxx REASON CODE=xxxxxxxx

Contact IBM support.

KO201950E PWH/CAF SUBTASK FAILURE

Explanation

An internal error occurred during processing and an SVC dump has been generated.

User response

Contact IBM support.

KO201957E NO ENTRY FOUND FOR IFCID nnnn

Explanation

No entry found for IFCID *nnnn*, where *nnnn* could be 0197.

User response

Contact IBM support.

KO201958E NO DATA ADDRESS FOUND FOR IFCID nnnn

Explanation

No data address found for IFCID *nnnn* where *nnnn* could be 0197.

User response

Contact IBM support.

KO201959E NO DB2 MESSAGE nnnn

Explanation

No DB2 Message *nnnn*, where *nnnn* could be an address or a counter value.

User response

Contact IBM support.

KO201961W Not a Data Sharing Group - G option not valid

Explanation

In the information line after the DB2 subsystem name G for group mode may only be entered for subsystems that are members of a data sharing group.

System action

The field is set to value S for a single DB2.

User response

Enter group code G only for data sharing group members.

KO201962I Group mode must be S or G

Explanation

In the information line after the DB2 subsystem name only G for group mode or S for a single DB2 might be entered.

System action

The field is set to value S for a single DB2.

User response

Enter group code S or G.

KO201963E OMEGAMON Server subtask PESERVER not active.

Explanation

The PESERVER subtask is not active. It might have been stopped during initialization with the following command:

```
/F <STC_Name>, P PESERVER
```

Or the START PESERVER command was not executed, or it failed.

System action

Monitoring is not available.

User response

Start the PESERVER subtask by using the following command:

```
/F <STC_Name>, S PESERVER
```

Ensure that the message FPEV0000I appears during initialization.

KO201368E **NEAR-TERM HISTORY DATA
COLLECTOR - INVALID RECORD
RECEIVED**

Explanation

An IFI record with a length longer than expected or zero has been received.

System action

The record is skipped and processing continues with the next record.

User response

None.

KO201964I **Backlevel Near-Term History data
set(s) detected. Resetting.**

Explanation

Near-term history VSAM data sets from a previous version of Near-Term History Data Collector were found. These data sets are not compatible with the current Near-Term History Data Collector.

System action

The near-term history VSAM data sets are cleared and the Near-Term History Data Collector will start.

User response

None.

KO201965I **Number of threads displayed
truncated, LROWS limit value of
nnnn exceeded (source)**

Explanation

The number of threads running in DB2 is larger than the LROWS value (*nnnn*) used. *source* is the source module returning this message.

System action

The number of DB2 threads is truncated by the collector to adhere to the requested LROWS limit and to avoid long response times. The threads being displayed are in random order as received by the DB2 IFI READS call that is issued by the OMEGAMON Collector PE Server subtask.

User response

Use appropriate filtering to limit the data in the thread summary displays. For example, by specifying a specific plan name (PLAN) or authorization ID (AUTHID) in panel ZFILT, the thread data is filtered in DB2 and only the qualifying threads are shown.

You can retain filter specifications in a user profile, or use an existing profile at logon time by using the "data(user=xx)" logon option, where xx is the profile name. For example, the command `logon applid(ipomd2c) data(user=MT, LROWS=500)` opens a session that shows up to 500 threads (LROWS=500) and use the user profile "MT" (user=MT). For more information, see the ZFILT panel help.

KO201966E **Required RACF Class Inactive**

Explanation:

RACF Class for Classic User Interface cannot be found or is inactive.

System action:

User sign-on is rejected.

User response:

Contact your system programmer to correct the Classic configuration.

KO201967E **Session not APF Authorized**

Explanation:

The Classic User Interface RACF user exit KO2RACFX is not running APF Authorized.

System action:

User sign-on is rejected.

User response:

Contact your system programmer to correct the Classic configuration.

KO201968E **Invalid user id or password**

Explanation:

An invalid user ID or password has been entered during sign-on to the Classic User Interface.

System action:

User sign-on is rejected.

User response:

Enter a correct user ID and password.

KO201969E Password has expired

Explanation:
The password for the user ID entered in the Classic User Interface has expired.

System action:
User sign-on is rejected.

User response:
Password must be reset.

KO201970E User not defined to this group

Explanation:
User ID entered in the Classic User Interface is not defined to this RACF group.

System action:
User sign-on is rejected.

User response:
Contact your system programmer or RACF administrator.

KO201971E User's Access Revoked

Explanation:
User ID entered in the Classic User Interface has been revoked.

System action:
User sign-on is rejected.

User response:
Contact your system programmer or RACF administrator.

KO201972E Resource checking done by RACF

Explanation:
Informational messages showing that RACF security is being used for Classic User Interface.

System action:
None.

User response:
None.

KO201973E RACF or Class inactive, logon rejected

Explanation:
The RACF class entered for the Classic User Interface was either inactive or undefined.

System action:
User sign-on is rejected.

User response:
Contact your system programmer or RACF administrator.

KO201974E Not Authorized for this Command

Explanation:

The user does not have the authorization level required in the Classic User Interface to display the data requested.

System action:
Error message is displayed.

User response:
Contact your system programmer or RACF administrator.

KO201975E Bad Return Code from RACROUTE REQUEST=STAT

Explanation:
The RACROUTE REQUEST=STAT in the Classic User Interface RACF user exit KO2RACFX has received a high return code.

System action:
User sign-on is rejected.

User response:
Contact your system programmer or RACF administrator.

KO201976E Bad Parameter list from RACROUTE REQUEST=STAT

Explanation:
The RACROUTE REQUEST=STAT in the Classic User Interface RACF user exit KO2RACFX has received a high return code indicating a bad parameter.

System action:
User sign-on is rejected.

User response:
Contact your system programmer or RACF administrator.

KO201977E Error Obtaining Storage from GETMAIN

Explanation:
The Classic User Interface RACF user exit KO2RACFX could not obtain its work area.

System action:
User sign-on is rejected.

User response:
Contact your system programmer, or you might need to contact IBM support.

KO201978E No security decision could be made

Explanation:
The Classic User Interface RACF user exit KO2RACFX could not determine if the user is permitted. The RACF router was not loaded, the request, resource, subsystem combination could not be found in the RACF ROUTER table; no successful exit processing can take place.

System action:

User sign-on is rejected.

User response:

Contact your system programmer or RACF administrator.

K0201979I Relogon Successful**Explanation:**

User has used the /PWD <user ID> and password command to re-logon.

System action:

User sign-on is successful.

User response:

None.

K0201980E Relogon Request Denied**Explanation:**

User has used the /PWD <user ID> and password command to re-logon, but has entered an invalid user ID or password.

System action:

User sign-on is rejected.

User response:

Use the /PWD <user ID> and password command and a valid user ID and password.

Chapter 35. KO2R - Capture Server messages

KO2R0010E SERVER PARAMETERS NOT VALID

Explanation

The capture server component could not initialize a server component because of invalid linkage parameters.

System action

The capture server component terminates.

User response

Contact IBM support.

KO2R0011E CANNOT SET RECOVERY ENVIRONMENT

Explanation

The capture server component could not initialize a server component because of recovery environment errors.

System action

The capture server component terminates.

User response

Contact IBM support.

KO2R0012E CANNOT SET UP ENVIRONMENT

Explanation

The capture server component could not initialize a server component because of program environment errors.

System action

The capture server component terminates.

User response

Contact IBM support.

KO2R0013E STORAGE UNAVAILABLE FOR STACK

Explanation

The capture server component could not initialize a server component because of a shortage of virtual storage.

System action

The capture server component terminates.

User response

Contact IBM support.

KO2R0021U ENVIRONMENT NOT SUPPORTED module FOR ROUTINE routine

Explanation

The capture server component could not load the indicated module when calling the indicated routine because the operating system environment is not supported.

System action

The capture server component terminates.

User response

Contact IBM support.

KO2R0022U CANNOT LOAD MODULE module FOR ROUTINE routine

Explanation

The capture server component could not load the indicated module when calling the indicated routine because the load module was not found.

System action

The capture server component terminates.

User response

Contact IBM support.

KO2R0023U CANNOT INITIALIZE LOAD MODULE module FOR ROUTINE routine

Explanation

The capture server component detected an initialization error in the indicated module when calling the indicated routine.

System action

The capture server component terminates.

User response

Contact IBM support.

KO2R0024U **VECTORS NOT SET BY
INITIALIZATION PROGRAM
module FOR ROUTINE routine**

Explanation

The capture server component detected an initialization error for the indicated module when calling the indicated routine. The program vectors were not correctly set by the initialization routine.

System action

The capture server component terminates.

User response

Contact IBM support.

KO2R0100I **DRIVER INITIALIZED**

Explanation

The capture server component is initialized.

System action

Processing continues.

User response

None.

KO2R0101E **DRIVER INIT FAILED - RS reason1
RI reason2 LR return**

Explanation

The capture server initialization request failed.

RS reason1
Reason code.

RI reason2
Additional reason information.

LR return

Lower routine return code.

System action

Processing terminates.

User response

Contact IBM support.

KO2R0102I **DRIVER TERMINATED**

Explanation

The capture server component has terminated.

System action

Processing terminates.

User response

None.

KO2R0103E **DRIVER TERM FAILED - RS
reason1 RI reason2 LR return**

Explanation

The capture server termination request could not terminate normally.

RS reason1
Reason code.

RI reason2
Additional reason information.

LR return
Lower routine return code.

System action

Processing terminates.

User response

Contact IBM support.

KO2R0104W **SET NOT STARTED (reason) - set
name**

Explanation

The capture server start request failed for the indicated set name for one of the following reasons:

SET NOT FOUND
The indicated capture container set name was not found.

SET ALREADY STARTED

The indicated capture container set name was already started.

System action

Processing continues.

User response

Contact IBM support.

K02R0105I **SET STARTED - *set name connect id***

Explanation

The capture server start request is completed for the indicated SET name and connect ID.

System action

Processing continues.

User response

None.

K02R0107I **SET STOPPED - *set name connect id***

Explanation

The capture server resources for the indicated SET name and connect ID have been released/stopped.

System action

Processing continues.

User response

None.

K02R0108W **SET NOT STARTED (NO CONTAINERS STARTED) - *set name connect id***

Explanation

The capture server resources for the indicated SET name and connect ID were not allocated/started.

System action

Processing continues.

User response

None.

K02R0109W **SET STARTED (ONE OR MORE CONTAINERS NOT STARTED) - *set name connect id***

Explanation

The capture server resources for the indicated SET name and connect ID were not completely allocated/started.

System action

Processing continues.

User response

None.

K02R0110E **SET TERMINATION FAILED - *set name connect id***

Explanation

The capture server resources for the indicated SET name and connect ID could not be successfully terminated.

System action

Processing terminates.

User response

None.

K02R0111W **SET NOT STARTED (NO DATA AVAILABLE) - *set name connect id***

Explanation

The capture server resources for the indicated SET name and connect ID were started for Read access, but there was no capture data available.

System action

Processing continues.

User response

None.

K02R0112I **FORMAT STARTED FOR DATA SET - *Data Set Name***

Explanation

A new linear data set is formatted so it can be used by the Near Term History collector.

User response

By default, OMEGAMON for Db2 Performance Expert uses seven VSAM data sets to store Near Term History (NTH) information. If your installation uses more than this default number of data sets, then you should customize and run the JCL in TKO2SAMP member KO2INCAP to format all of these data sets before they are accessed by the OMEGAMON Collector. Formatting these data sets in advance avoids a long wait or a timeout when the OMEGAMON Collector is started and NTH collection is initiated.

KO2R0120E **NO OUTPUT DATA SETS
AVAILABLE FOR CONTAINER *name***

Explanation

The capture server has detected that no capture output data sets are available for the indicated container.

System action

Processing continues.

User response

Issue the following modify command *ompestdc, F H2Db2ssid, LISTH2DS* where *ompestdc* is the collector task name and *Db2ssid* is the Db2 subsystem name. Then delete and define any files that are marked UNAVAIL.

KO2R0121W **CONTAINER NOT STARTED FOR
name - *reason***

Explanation

The capture server could not start the indicated container for one of the following reasons:

NO DATA AVAILABLE

The container was started for Read access, but no data was available.

NO DATA SETS STARTED

No data sets started because of errors encountered with capture data sets.

PWTR ATTACH FAILED

Unable to attach the PWTR subtask.

UNABLE TO INIT OUTPUT

Unable to initialize output.

System action

Processing continues.

User response

Perform the action that corresponds to the indicated reason.

KO2R0123E **START FAILED FOR DATA SET
dsname - *reason***

Explanation

The capture server could not start the indicated capture data set for one of the following reasons:

ALLOCATION FAILED *return code*

The indicated data set could not be dynamically allocated.

NOT AUTHORIZED FOR UPDATE

The user does not have Update access to the data set.

NOT AUTHORIZED FOR READ

The user does not have Read access to the data set.

OPEN FAILED - CHECK DS TYPE

The data set may not be a linear data set; check the data set organization type.

DATA SET IS NOT LINEAR

The capture data set is not a linear data set.

PRIMARY EXTEND IS TOO SMALL

The capture data set is a linear data set; however the indexes and data portions could not be built.

DIV ERROR *return code reason code*

Data-in-virtual request failed with the indicated return and reason codes.

DATA SET IS ALREADY IN USE

An attempt to start the data set for Update access failed because the data set is already being used for Update access.

System action

The start request is terminated.

User response

Perform the action that corresponds to the indicated reason:

ALLOCATION FAILED *return code*

Correct the data set name, and restart the capture server.

NOT AUTHORIZED FOR UPDATE

Verify that the proper authority is given to the data set.

NOT AUTHORIZED FOR READ

Verify that the proper authority is given to the data set.

OPEN FAILED - CHECK DS TYPE

Check the data set organization; the data set must be defined as a linear VSAM data set.

DATA SET IS NOT LINEAR

Specify the name of a linear data set, and restart the capture server.

PRIMARY EXTEND IS TOO SMALL

Use a larger data set.

DIV ERROR *return code reason code*

Verify that the data set is a linear VSAM data set. If it is, contact IBM support. Otherwise, redefine the data set as a linear data set.

DATA SET IS ALREADY IN USE

Verify that the data set is correctly being used by the capture server.

**KO2R0124W WARNING FOR DATA SET *dsname* -
3390 TRK SIZE USED *device type***

Explanation

The capture server started the data set, but the data set is on an unknown device type. This may cause a performance degradation.

System action

Processing continues.

User response

Contact IBM support.

**KO2R0125W STOP FAILED FOR DATA SET
dsname - *reason***

Explanation

The capture server could not successfully stop the indicated data set for one of the following reasons:

DEALLOC FAILED *return code*

The dynamic deallocation failed.

DIV ERROR *return code reason code*

Data-in-virtual request failed with the indicated return and reason codes.

System action

Processing continues, but all resources for the data set may not be released.

User response

Contact IBM support.

**KO2R0126W VALIDATE FAILED FOR DATA SET
dsname - *reason***

Explanation

The capture server could not successfully validate the indicated capture data set for one of the following reasons:

DUPLICATE VALIDATION TIME

A duplicate validation time exists. This may be the result of a duplicate data set. The data set can be archived; the data set is not available for interactive retrieval.

XID# IS OUT OF SYNC

The internal index directory XID# is not synchronized with the control block XCI#. This may be the result of a system outage. The data set can be archived; the data set is not available for interactive retrieval.

XIB# IS OUT OF SYNC

The current index block XIB# is not synchronized with the control block XCI#. This may be the result of a system outage. The data set can be archived; the data set is not available for interactive retrieval.

XCI# IS CORRUPTED

The control block XCI# is corrupted. The data set is not usable.

XID# IS CORRUPTED

The current index directory block XID# is corrupted. The data set is not usable.

XIB# IS CORRUPTED

The current index block XIB# is corrupted. The data set is not usable.

DECOMPRESS IS UNAVAILABLE

The data set contains compressed data and the data set is being accessed from an MVS/XA system. The IBM data expansion service load module CSRCEXA cannot be loaded. The procedure for making the load module available is documented in the MVS/ESA Application Development Guide. The data set is not usable.

DATA SET VERSION UNSUPPORTED

The capture data set is at an unsupported version. See message KO2R0131E. Verify that the most recent maintenance is applied to all product components. The data set is not usable.

System action

Processing continues.

User response

Contact IBM support.

**KO2R0127E FORMAT FAILED FOR DATA SET
dsname - PRIMARY EXTENT IS
TOO SMALL**

Explanation

The capture server could not format the capture data set *dsname* because the primary extent is below the minimum size.

System action

Processing terminates; the data set is not used.

User response

Redefine the capture data set with a primary size of at least 3 cylinders, 45 tracks, or 370K, and restart the capture server.

KO2R0128I	CAPTURING OUTPUT ON DATA SET <i>dsname</i>
------------------	---

Explanation

The capture server has selected the indicated capture data set for output.

System action

Processing continues.

User response

None.

KO2R0129I	CAPTURE DATA SET HAS BEEN RESET FOR REUSE - <i>dsname</i>
------------------	--

Explanation

The capture server has reset the indicated capture data set for reuse.

System action

Processing continues.

User response

None.

KO2R0130E	DUPLICATE OBJECT ON DATA SET <i>dsname</i> - <i>object version</i>
------------------	---

Explanation

The capture server has detected that the capture data set has a duplicate object and version that exists in other data sets, but the data description does not match all other capture data sets.

System action

Processing terminates.

User response

Contact IBM support.

KO2R0131E	VERSION OF CAPTURE DATA SET NOT SUPPORTED - DATA SET <i>version1</i> CAPTURE <i>version2</i>
------------------	---

Explanation

The capture server has detected that the capture data set was created, but it is at an unsupported version. The format version of the capture data set is *version1*; the latest version supported by the current capture module is *version2*.

System action

Processing terminates.

User response

Contact IBM support.

KO2R0132W	CAPTURING OUTPUT ON LAST AVAILABLE DATA SET FOR CONTAINER <i>name</i>
------------------	--

Explanation

The capture server is capturing output on the last available data set.

System action

Processing continues.

User response

Verify that all full capture data sets are archived.

KO2R0133I	CAPTURE DATA SET IS REUSABLE - <i>dsname</i>
------------------	---

Explanation

The capture server has detected that the indicated capture data set is now reusable.

System action

Processing continues.

User response

None.

KO2R0134E VSAM OBJECT DEFINITION
CHANGED. PLEASE R-ECREATE
VSAM DATASET(S). RC=12

Explanation

The VSAM object definition has changed after installation of PTF UK26200.

System action

Processing continues.

User response

Re-create H2 VSAM data sets by using the sample JCL described in the README file accompanying the PTF.

KO2R0135E CAPTURE OPEN OBJECT FAILURE
- RC=*retcode*, *msgText*

Explanation

An internal error occurred.

System action

An SVC dump was generated.

User response

Send the SVC dump with *retcode* and *msgText* to IBM support center.

KO2R0140W SWITCHING FROM DATA SET
dsname - reason

Explanation

The capture server is switching from the indicated capture data set for one of the following reasons:

DATA SET IS FULL

The capture data set cannot be extended.

OBJECT DIRECTORY IS FULL

No more objects can be contained in the data set.

INDEX DIRECTORY IS FULL

All usable space in the index directory blocks are used.

USER REQUEST

A dynamic request for switch has been requested.

System action

Processing continues.

User response

Perform the action that corresponds to the indicated reason:

DATA SET IS FULL

None.

OBJECT DIRECTORY IS FULL

Contact IBM support.

INDEX DIRECTORY IS FULL

None.

USER REQUEST

None.

KO2R0141W SWITCH IS REJECTED. CAPTURE
SERVER IS TERMINATING

Explanation

The capture server switch request was rejected because the capture server is terminating.

System action

Processing continues.

User response

None.

KO2R0142W USER SWITCH REQUEST
REJECTED. NOT CURRENTLY
CAPTURING OUTPUT TO
CONTAINER *name*

Explanation

The capture server user switch request was rejected because the capture server is not currently capturing output for the indicated container.

System action

Processing continues.

User response

None.

KO2R0143W USER SWITCH REQUEST
REJECTED. CURRENT OUTPUT
DATA SET IS EMPTY FOR
CONTAINER *name*

Explanation

The capture server user switch request was rejected because the current capture data set is empty.

System action

Processing continues.

User response

Stop the capture server if the data set must be deallocated.

KO2R0200E **DIV I/O ERROR. DATA SET**
dsname. DIV ERROR return code
reason code

Explanation

Data-in-virtual request failed with the indicated return and reason codes.

System action

Processing terminates.

User response

Contact IBM support.

KO2R0201E **CAPTURE DATA SET TRUNCATED.**
SOC1 ABEND IN PROGRESS.
SAVE THE DUMP AND CALL IBM
SUPPORT

Explanation

Internal error.

System action

Processing terminates.

User response

Contact IBM support.

KO2R0900E **ERROR DETECTED BY *module***
Sxxxx Uuuuu RC=yyyyyyyyy
PSW=pppppppp pppppppp AT
routine +offset level

Explanation

An abend has been detected by a capture server component.

module

Module affected.

Sxxxx

System abend code.

Uuuuu

User abend code.

RC=yyyyyyyyy

Reason code.

AT *routine +offset*

Module in error and its offset.

level

Maintenance level of the module in error.

System action

Processing terminates.

User response

Contact IBM support.

KO2R1142E **VSAM ERROR: *n* ON *m* RETURN**
CODE=*rc* REASON CODE=*rs*
FDBK=*x*

Explanation

The capture server could not write on the VSAM data set.

System action

Processing terminates.

User response

None.

KO2R1146E **ALLOCATION FAILED, DSN:**
dsname* REASON CODE: *rs

Explanation

The dynamic allocation of the named data set failed. The supervisor call instruction (SVC) 99 returned with the named reason code.

System action

Processing terminates.

User response

See *MVS Messages and Codes* for more information.

KO2R1147E **ATF CAPTURE ERROR: *n* ON *m***
RETURN=*rc* REASON=*rs* INFO=*info*

Explanation

The capture server could not write on the VSAM data set.

System action

Processing terminates.

User response

None.

KO2R1150I **NUMBER OF TRACE RECORDS
WRITTEN: *n***

Explanation

The Application Trace Facility (ATF) successfully wrote *n* trace records.

System action

None.

User response

None.

KO2R1151I **NUMBER OF UOW RECORDS
WRITTEN: *n***

Explanation

The Application Trace Facility (ATF) successfully wrote *n* Unit of Work (UOW) records.

System action

None.

User response

None.

KO2R1152I **NUMBER OF TRACE RECS LOST
DUE TO VSAM TASK: *n***

Explanation

The Application Trace Facility (ATF) lost *n* trace records produced by DB2 because of high volume.

System action

None.

User response

Use selection criteria that restrict the volume of records to be captured by the ATF.

KO2R1153I **NUMBER OF UOW RECS LOST DUE
TO VSAM TASK: *n***

Explanation

The Application Trace Facility (ATF) lost *n* Unit of Work (UOW) records because of high volume UOWs in DB2.

System action

None.

User response

Use selection criteria that restrict the volume of records to be captured by the ATF.

KO2R1154I **NUMBER OF TRACE RECS LOST
DUE TO IFCARLC: *n***

Explanation

Data loss occurs when the buffer fills before the monitor program can obtain the data. DB2 does not wait for the buffer to be emptied, but, instead, informs the monitor program on the next READA request (in the IFCARLC field of the IFCA) that the data has been lost.

System action

None.

User response

Have a high enough dispatching priority that the application can be posted and then issue the READA request before significant data is lost.

KO2R1155I **DSN USED FOR CAPTURE : *dsname***

Explanation

A user has captured an application trace to data set *dsname*.

System action

The trace is completed.

User response

None.

KO2R0247W **Capture Server Failure - Invalid
start or end times**

Explanation

A near-term history record that was being written did not pass the date validity checks. The thread start or end date was zero, or the end data was greater than the start date.

System action

The record is skipped and not written to the near-term history data set and processing continues with the next record.

User response

None.

K02R136E	Capture object open failure - Description mismatch. Redefine file
-----------------	--

Explanation

Near-term history files were created by a previous maintenance level of OMEGAMON. The VSAM files must be deleted and redefined.

System action

The Near-Term History Data Collector terminates.

User response

Redefine the VSAM files.

K02R137E	Capture object open failure - Server terminating
-----------------	---

Explanation

The Near-Term History Data Collector has terminated.

System action

The Near-Term History Data Collector terminates.

User response

Contact IBM support.

K02R138E	Capture server failure - Unable to create object - Object not defined to container
-----------------	---

Explanation

The Near-Term History Data Collector has terminated.

System action

The Near-Term History Data Collector terminates.

User response

Contact IBM support.

K02R139E	Capture server failure - Unable to create object - Storage unavailable
-----------------	---

Explanation

The Near-Term History Data Collector has terminated.

System action

The Near-Term History Data Collector terminates.

User response

Contact IBM support.

K02R240E	Capture server failure - Container is not initialized for output
-----------------	---

Explanation

The Near-Term History Data Collector has terminated.

System action

The Near-Term History Data Collector terminates.

User response

Contact IBM support.

K02R241E	Capture object open failure - Data set not found
-----------------	---

Explanation

The Near-Term History Data Collector has terminated.

System action

The Near-Term History Data Collector terminates.

User response

Check the configuration.

K02R242E	Capture server failure - Data set is not initialized for read
-----------------	--

Explanation

The Near-Term History Data Collector has terminated.

System action

The Near-Term History Data Collector terminates.

User response

Contact IBM support.

K02R243E **Capture server failure - Invalid area parameter**

Explanation

The Near-Term History Data Collector has detected an invalid parameter.

System action

The Near-Term History Data Collector skips processing this request. A dump is produced.

User response

Contact IBM support.

K02R244E **Capture server failure - Invalid area length parameter**

Explanation

The Near-Term History Data Collector has detected an invalid length.

System action

The Near-Term History Data Collector skips processing this request. A dump is produced.

User response

Contact IBM support.

K02R245E **Capture server failure - No user buffers**

Explanation

The Near-Term History Data Collector has terminated.

System action

The Near-Term History Data Collector terminates.

User response

Contact IBM support.

K02R246E **Capture server failure - Invalid access path not open for input**

Explanation

The Near-Term History Data Collector has terminated.

System action

The Near-Term History Data Collector terminates.

User response

Contact IBM support.

K02R247E **Capture server failure - Invalid start or end times**

Explanation

The Near-Term History Data Collector has detected a record with an invalid time.

System action

The Near-Term History Data Collector skips processing this record. A dump is produced.

User response

Contact IBM support.

K02R248E **Capture server failure - I/O errors encountered on data**

Explanation

The Near-Term History Data Collector has terminated.

System action

The Near-Term History Data Collector terminates.

User response

Contact IBM support.

K02R249E **Capture server failure - Invalid argument list detected**

Explanation

The Near-Term History Data Collector has terminated.

System action

The Near-Term History Data Collector terminates.

User response

Contact IBM support.

K02R250E **Capture server failure - Cannot obtain retrieve buffer**

Explanation

The Near-Term History Data Collector has terminated.

System action

The Near-Term History Data Collector terminates.

User response

Contact IBM support.

K02R251E	Capture server failure - Invalid sequence return area
-----------------	--

Explanation

The Near-Term History Data Collector has terminated.

System action

The Near-Term History Data Collector terminates.

User response

Contact IBM support.

K02R252E	Capture server failure - Invalid data return area
-----------------	--

Explanation

The Near-Term History Data Collector has terminated.

System action

The Near-Term History Data Collector terminates.

User response

Contact IBM support.

K02R253E	Capture server failure - Invalid qualify subtype
-----------------	---

Explanation

The Near-Term History Data Collector has terminated.

System action

The Near-Term History Data Collector terminates.

User response

Contact IBM support.

K02R254E	Capture server failure - Invalid path type for request not open for output
-----------------	---

Explanation

The Near-Term History Data Collector has terminated.

System action

The Near-Term History Data Collector terminates.

User response

Contact IBM support.

K02R255E	Capture server failure - User request abended
-----------------	--

Explanation

The Near-Term History Data Collector has terminated.

System action

The Near-Term History Data Collector terminates.

User response

Contact IBM support.

K02R256E	Capture server failure - Disconnect failed. Already disconnected
-----------------	---

Explanation

The Near-Term History Data Collector has terminated.

System action

The Near-Term History Data Collector terminates.

User response

Contact IBM support.

K02R257E	Capture server failure - Primary path failed to close
-----------------	--

Explanation

The Near-Term History Data Collector has terminated.

System action

The Near-Term History Data Collector terminates.

User response

Contact IBM support.

K02R258E	Capture server failure - Unable to obtain argument list area
-----------------	---

Explanation

The Near-Term History Data Collector has terminated.

System action

The Near-Term History Data Collector terminates.

User response

Contact IBM support.

K02R259E **Capture server failure - Invalid maximum record parameter**

Explanation

The Near-Term History Data Collector has terminated.

System action

The Near-Term History Data Collector terminates.

User response

Contact IBM support.

K02R260E **Capture server failure - Invalid object return area**

Explanation

The Near-Term History Data Collector has terminated.

System action

The Near-Term History Data Collector terminates.

User response

Contact IBM support.

K02R261E **Capture server failure - Invalid version return area**

Explanation

The Near-Term History Data Collector has terminated.

System action

The Near-Term History Data Collector terminates.

User response

Contact IBM support.

K02R262E **Capture server failure - Invalid request type**

Explanation

The Near-Term History Data Collector has terminated.

System action

The Near-Term History Data Collector terminates.

User response

Contact IBM support.

Chapter 36. K02S - Storage Manager messages

K02S0500E OSNP SDUMPX Failure. RC:
XXXXXXXX

Explanation

The SDUMPx service request failed. The SDUMPx macro return codes and reason codes are documented in the z/OS MVS Programming: Authorized Service Manuals.

For example:

```
RC: 00000B08
Return code: X'08'
Reason code: X'0B'
```

The SDUMPx macro FAILRC parameter is specified.

System action

The SVCDUMP is not generated.

User response

Investigate the reason for the abend. Contact IBM Support to report the problem.

K02S0501E GCAM Primary-Level Name/Token pair CREATE failure. RC:
XXXXXXXX

Explanation

A Create Name/Token Pair failure occurred during a primary-level name/token request.

System action

The OMPE subtask terminates with abend code SOC3.

User response

Contact IBM support.

K02S0503I GCAM primary-level Name/Token pair created.

Explanation

A Create Name/Token Pair request for a primary-level name/token pair was successful.

User response

None.

K02S0504E GCAM primary-level Name/Token RETRIEVE failure. RC: XXXXXXXX

Explanation

A Retrieve Name/Token Pair failure occurred for a primary-level name/token pair request.

System action

The OMPE subtask terminates with abend code SOC3.

User response

Contact IBM support.

K02S0505E GCAM primary-level Name/Token DELETE failure. RC: XXXXXXXX

Explanation

A Delete Name/Token Pair failure occurred for a primary-level name/token pair request.

System action

The OMPE subtask terminates with abend code SOC3.

User response

Contact IBM support.

K02S0506E GCAM Primary-Level Name/Token request failure

Explanation

The Name/Token request is invalid.

System action

The OMPE subtask terminates with abend code SOC3.

User response

Contact IBM support.

K02S0507I GCAM Primary-Level Name/Token pair deleted.

Explanation

The Delete Name/Token Pair request was successful.

User response

None.

KO2S0508E OSNP LMOD: *xxxxxxxx*, CSECT:
xxxxxxxx, OFFSET: *xxxxxx*

Explanation

The SDUMPx service request failed for the specified symptom record. Review message KO2S0500E.

System action

The SVCDUMP is not generated.

User response

Contact IBM support.

KO2S0509E SDMP LMOD: *xxxxxxxx*, CSECT:
xxxxxxxx, OFFSET: *xxxxxx*

Explanation

The SDUMPx service request failed for the specified symptom record. Review message KO2S0550E.

System action

The SVCDUMP is not generated.

User response

Contact IBM support.

KO2S0510I DSPM Dataspace *XXXXXXXX*
created

Explanation

The indicated data space was successfully created.

User response

None.

KO2S0511E DSPM DSPSERV Request Failure.
(SCOPE = COMMON) RC:
XXXXXXXX

Explanation

A DSPSERV CREATE failure occurred for a SCOPE=Common data space request.

System action

The OMPE subtask terminates with abend code SOC3.

User response

Contact IBM support.

KO2S0512E DSPM DSPSERV Request Failure.
(SCOPE = ALL) RC: *XXXXXXXX*

Explanation

A DSPSERV CREATE failure occurred for a SCOPE=ALL data space request.

System action

The OMPE subtask terminates with abend code SOC3.

User response

Contact IBM support.

KO2S0513E DSPM DSPSERV Request Failure.
(SCOPE = SINGLE) RC: *XXXXXXXX*

Explanation

A DSPSERV CREATE failure occurred for a SCOPE=SINGLE data space request.

System action

The OMPE subtask terminates with abend code SOC3.

User response

Contact IBM support.

KO2S0514E DSPM ALESERV PASN-AL ADD
Failure. RC: *XXXXXXXX*

Explanation

An ALESERV ADD failure occurred for a PASN-AL request.

System action

The OMPE subtask terminates with abend code SOC3.

User response

Contact IBM support.

KO2S0515E DSPM ALESERV DU-AL ADD
Failure. RC: *XXXXXXXX*

Explanation

An ALESERV ADD failure occurred for a DU-AL request.

System action

The OMPE subtask terminates with abend code SOC3.

User response

Contact IBM support.

K02S0516I **DSPM Dataspace XXXXXXXX
deleted**

Explanation

The indicated data space was successfully deleted.

User response

None.

K02S0517E **DSPM DSPSERV XXXXXXXX
DELETE Failure. RC: XXXXXXXX**

Explanation

A DSPSERV DELETE failure occurred for the indicated data space.

System action

The OMPE subtask terminates with abend code SOC3.

User response

Contact IBM support.

K02S0518I **DSPM Dataspace XXXXXXXX
added to PASN-AL**

Explanation

The indicated data space was successfully added to the PASN-AL.

User response

None.

K02S0519I **DSPM Dataspace XXXXXXXX
added to DU-AL**

Explanation

The indicated data space was successfully added to the DU-AL.

User response

None.

K02S0520E **DSPM Dataspace XXXXXXXX
access list DELETE Failure. RC:
XXXXXXXX**

Explanation

A ALESERV DELETE failure occurred for the indicated data space.

System action

The OMPE subtask terminates with abend code SOC3.

User response

Contact IBM support.

K02S0522E **DSPM TCBTOKEN Service failures.
RC: XXXXXXXX**

Explanation

A TCBTOKEN failure occurred for the TYPE=JOBSTEP request.

System action

The OMPE subtask terminates with abend code SOC3.

User response

Contact IBM support.

K02S0523I **LTCH Latch Set created.**

Explanation

The request to create a set of latches was successful.

User response

None.

K02S0524I **LTCH Latch Set previously defined.**

Explanation

A Latch Create request was previously defined.

System action

None.

User response

None.

K02S0525E **LTCH Latch Set CREATE Failure.
RC: XXXXXXXX**

Explanation

The request to create a set of latches failed.

System action

The OMPE subtask terminates with abend code SOC3.

User response

Contact IBM support.

K02S0526E	LTCH Latch Set OBTAIN Failure. RC: XXXXXXXX
------------------	--

Explanation

The request to obtain a set of latches failed.

System action

The OMPE subtask terminates with abend code SOC3.

User response

Contact IBM support.

K02S0527E	LTCH Latch Set RELEASE Failure. RC: XXXXXXXX
------------------	---

Explanation

The request to release a set of latches failed.

System action

The OMPE subtask terminates with abend code SOC3.

User response

Contact IBM support.

K02S0528E	LTCH Latch Set PURGE Failure. RC: XXXXXXXX
------------------	---

Explanation

The request to purge a set of latches failed.

System action

The OMPE subtask terminates with abend code SOC3.

User response

Contact IBM support.

K02S0529I	LTCH Latch Set purged.
------------------	-------------------------------

Explanation

The request to purge a set of latches was successful.

User response

None.

K02S0550I	SDMP SDUMPX Failure. RC: XXXXXXXX
------------------	--

Explanation

The SDUMPx service request failed.

System action

The SVCDUMP is not generated.

User response

Contact IBM support.

K02S0551E	SDMP Latch Services OBTAIN Failure. RC - XXXXXXXX
------------------	--

Explanation

The request to obtain a set of latches failed.

System action

The OMPE subtask terminates with abend code SOC3.

User response

Contact IBM support.

K02S0552E	SDMP Latch Services RELEASE Failure. RC - XXXXXXXX
------------------	---

Explanation

The request to release a set of latches failed.

System action

The OMPE subtask terminates with abend code SOC3.

User response

Contact IBM support.

K02S0553E	IFI INITIALIZATION FAILURE. TCB: <V1> DB2: <V2> RC: <V3>
------------------	---

Explanation

An error occurred during the IFI initialization process.

System action

Processing continues, but IFI processing for the indicated DB2 subsystem is terminated.

User response

Contact IBM support.

KO2S0554E **IFI EXCHANGE LAYER REQUEST FAILURE. TCB: <V1> DB2: <V2> RC: <V3>**

Explanation

An error occurred during the IFI Exchange Layer process.

System action

Processing continues, but IFICID data will not be available, and the symptoms might persist for the indicated DB2 subsystem.

User response

Contact IBM support.

KO2S0555E **IFI FUDA REQUEST FAILURE. TCB: <V1> DB2: <V2> RC: <V3>**

Explanation

An error occurred during the IFI FUDA Service process.

System action

Processing continues, but IFI processing for the indicated DB2 subsystem is terminated.

User response

Contact IBM support.

KO2S0556I **CIFIMODE=IRB REQUEST BYPASSED. TCB: <V1> DB2: <V2>**

Explanation

The DB2 subsystem ID is not recognized.

System action

Processing continues, but IFI processing for the indicated DB2 subsystem is bypassed.

User response

None.

KO2S0557I **CIFIMODE=IRB TARGET TCB: <V1> DB2: <V2>**

Explanation

For information only.

System action

None.

User response

None.

KO2S0558E **OSNP SDUMPx Failure.**

Explanation

A SDUMPx request failed. Message KO2S0500E contains the corresponding return code and reason code.

There is a large number of reasons why the SDUMPx request failed. The following list contains some of the most common reasons and explanations:

X'02' – Dump in Progress

On this system, another SVC dump is currently in the capture phase.

X'03' – CHNGDUMP Suppress

In a CHNGDUMP operator command, DUMP=NO is specified to suppress the taking of dumps.

X'04' – SLIP NODUMP

For this ABEND CODE, a SLIP trap indicates that the dump is to be suppressed.

X'0B' – DAE Suppress

The dump is suppressed by MVS DAE.

X'3E' – MAXSPACE Exceeded

The maximum amount of storage for dump captures exceeded. You might want to increase the value for the CHNGDUMP option MAXDUMP.

X'46' – AUX Storage Exceeded

The MVS threshold of available auxiliary storage exceeded. All dumps are suppressed until more than 35% of system wide AUX storage is available.

System action:

The SDUMPx dump request failed.

User response

Check the messages for the reason why the request might have failed and consider the appropriate actions.

Chapter 37. K02X - Cross-Memory Module messages

K02X0450I INITIALIZING COMMON SERVICES

Explanation

An informational message.

K02X0451I SUBSCRIBING COMMON SERVICES

Explanation

An informational message.

K02X0452I TERMINATING COMMON SERVICES

Explanation

An informational message.

K02X0453I UNSUBSCRIBING COMMON SERVICES

Explanation

An informational message.

K02X0454I COMMON SERVICES PARTIALLY TERMINATED

Explanation

An informational message.

K02X0455S COMMON SERVICES INITIALIZATION FAILED

Explanation

A fatal error has occurred.

User response

Contact IBM support.

Chapter 38. KO2Z - OMEGAMON PE Subsystem messages

KO2Z abend codes

KO2Z messages might be accompanied by the following abend codes:

Abend code

U2008

The current OMPE subsystem function terminated abnormally. Locate message KO2Z999E in the SYSLOG or OMPE Server job log to identify the reason code associated with this failure.

KO2Z return codes

KO2Z messages might be accompanied by the following return codes:

Return code

0000

Request successful.

0004

OMEGAMON XE for DB2 PE return code.

0008

Subsystem function failed.

0012

Request terminated abnormally.

0016

Unexpected ABEND occurred

0020

Internal failure occurred

0028

OMPE Collector request failed.

0256

OMPE/XCF failure occurred

KO2Z reason codes

KO2Z messages might be accompanied by the following reason codes:

Reason code

0000

Successfully completed.

0004

Invalid subsystem name specified.

0008

OMPECT structure not found in system-level name/token pair.

0011

OMPECT validity check error.

0016

OMPE subsystem failed.

- 0020**
OMPE subsystem is inactive.
- 0024**
Mutually exclusive INITPARM parameters specified.
- 0028**
One or more INITPARM parameters are not valid.
- 0032**
Module OMPELIB cannot open the TKANMOD library.
- 0036**
ECSA storage obtain error.
- 0040**
Dynamic allocation error trying to allocate data set specified in INITPARM parameter DSN=name.
- 0044**
Incorrect input parameter string specified with the VARY OMPE,REFRESH command request.
- 0048**
OMPENGS/LINKAGE=PC must be called within the OMPE Collector address space.
- 0052**
JCL parameter data not specified with the utility PARM= JCL keyword.
- 0056**
Invalid F/MODIFY command input specified.
- 0060**
GXL/GXE global structure update failed.
- 0064**
OMPECT control structure ECSA virtual storage obtain error.
- 0068**
Refresh processing architecture error detected.
- 0072**
Utility command not allowed from TSO/E session.
- 0076**
The XCF main task abnormally terminated. Check the OMPE Server job log for error messages in support of this failure.
- 0080**
RKD2PAR parameter data set RDJFCB error detected.
- 0084**
RKD2PAR parameter data set Open error detected.
- 0088**
The I/O read routine could not find the specified member.
- 0092**
The I/O routine could not obtain virtual storage for a READ request.
- 0096**
Could not find enough virtual storage to read member data.
- 0100**
Member data record insert overflow error detected.
- 0104**
Ddname/DSName function error detected by initialization routine.
- 0108**
No input records found in the specified set member.
- 0112**
Could not identify the XCF component main XCFCT control structure. Structure has been overlaid.

- 0116**
XCF main task could not create, delete, or retrieve the home-level name/token pair.
- 0120**
XCF resource manager abnormally terminated.
- 0124**
XCF member query function abnormally terminated.
- 0128**
XCF member Receive request abnormally terminated.
- 0132**
Parse routine found no record data to process.
- 0136**
Parse routine detected an unrecognized record.
- 0140**
Parse routine detected an unrecognized subrecord.
- 0144**
The specified input member was not found in the specified data set.
- 0148**
Read routine SYNAD error was detected.
- 0152**
Unsupported member was specified as input member name.
- 0156**
DDN or DSN INITPARM parameter not specified.
- 0160**
Parse entry structure error has been detected.
- 0164**
SVC call caused an abend because ALLOW(NO) was specified.
- 0168**
INITPARM LIB=DSName DYNALLOC allocation error.
- 0172**
INITPARM LIB=DSName data set Open error.
- 0176**
INITPARM LIB=DSName load module LOAD error.
- 0180**
INITPARM LIB=DSName E/CSA storage obtain error.
- 0184**
OMPE/XCF status routine abnormally terminated.
- 0188**
OMPE/XCF failed to successfully create a required data space.
- 0192**
OMPE/XCF XSRE failed validity checks.
- 0196**
UCM function detected an invalid input request.
- 0200**
The subsystem initialization routine could not obtain ECSA storage for the diagnostic work area buffers.
- 0204**
The global virtual storage list (GSL) is not currently initialized.
- 0208**
Incorrect global virtual store list element was specified with a storage release request.

- 0212**
Incorrect SSCT control block was processed by the global virtual storage list (GSL) component.
- 0216**
Invalid common subpool number was received by the global virtual storage (GSL) component.
- 0220**
Loop detected while executing a subsystem interface (SSI) subsystem routine.
- 0224**
An operator command interface storage obtain error was detected.
- 0228**
Loop detected while executing an EOT broadcast function request.
- 0232**
Loop detected while executing an EOM broadcast function request.
- 0236**
Loop detected while executing a WTO broadcast function request.
- 0240**
OMPECT control structure ESQA storage obtain error.
- 0244**
Loop detected by the subsystem initialization routine running in the MSAS address space.
- 0248**
Invalid parameter list supplied to the common message WTO processing routine.
- 0252**
Undefined message ID was passed as input to the WTO macro.
- 0256**
Internal error while processing the subsystem WTO message table repository.
- 0260**
Undefined segment error processing a subsystem WTO message request.
- 0264**
Invalid global virtual storage structure (GSL) detected.
- 0268**
Invalid ASCB(FREE=EOM) global virtual storage request was specified.
- 0272**
Invalid TCB (FREE=EOT) global virtual storage request was specified.
- 0276**
The global virtual storage list component detected that the GSL structure is not initialized.
- 0280**
A utility request was made against a subsystem that is not currently initialized.
- 0284**
No data was found to display for the specified command.
- 0288**
A subsystem request was issued against a subsystem release that does not match the current environment.
- 0292**
The OMPE subsystem could not initialize the ESVT control structure.
- 0296**
The OMPE subsystem module loader routine abnormally terminated.
- 0300**
The OMPE cross-memory initialization routine abnormally terminated.
- 0304**
The OMPE subsystem loader routine could not obtain ECSA virtual storage required for commonly loaded load modules.

- 0308**
The OMPE subsystem could not locate the OMVT vector table.
- 0312**
The OMPE subsystem loader routine could not obtain ESQA virtual storage for the CDE/XTLST control blocks.
- 0316**
IRB timer service error. The common IRB routine abnormally terminated.
- 0320**
IRB ABTERM post error. The common IRB routine was abnormally terminated while waiting for a request to complete.
- 0324**
Subsystem module OMPECIU abnormally terminated.
- 0328**
Subsystem module OMPERFC abnormally terminated.
- 0332**
Subsystem module OMPERFR abnormally terminated.
- 0336**
Subsystem module OMPERFS abnormally terminated.
- 0340**
Invalid PARM= JCL initialization values specified.
- 0344**
Subsystem module OMPESVS abnormally terminated.
- 0348**
Subsystem module OMPESVS abnormally terminated.
- 0352**
Subsystem module OMPEIVT abnormally terminated.
- 0356**
Message processing routine loop detected error.
- 0360**
A subsystem Refresh request did not complete.
- 0364**
An invalid OMPE subsystem name was specified by a utility function.
- 0368**
The requested task to be attached by the Attach service request failed while processing in IRB mode.
- 0372**
Lock manager routine abnormally terminated.
- 0376**
IXCQUERY failed to obtain a buffer large enough to hold group member data.
- 0380**
IXCQUERY group NO_MEMBER service request call failed.
- 0384**
IXCQUERY group NO_MEMBER service request found no member records in QUAH#REC field.
- 0388**
Group user SRB exit routine abnormally terminated.
- 0392**
Member XMEM entry dequeue routine abnormally terminated.
- 0396**
Module OMPEXDQ XMEM loop detected. The service request abnormally terminated.
- 0400**
Module OMPEXDB XMEM loop detected. Service request abnormally terminated.

- 0408**
Module OMPEXRB Receive request failed to validate the input parameters supplied by the OMPEXRE request SRB routine.
- 0412**
Module OMPEXRB could not load the module specified in the CALL= operand of the Send service request
- 0416**
The routine specified on the CALL= operand of the Send service request returned a non-zero return code.
- 0420**
The routine specified on the CALL= operand of the Send service request abnormally terminated.
- 0424**
Routine OMPEXRE failed to add the XCF data space to the DU-AL access list.
- 0428**
Routine OMPEXRE failed to receive the XCF response data via the IXCMGSI XCF service request.
- 0432**
The main XCF OMPEXCF Receive routine abnormally terminated. XCF Receive services are no longer available.
- 0436**
The main OMPEXCF task failed to load the driver function load modules.
- 0440**
The OMPEXRM resource termination manager terminated abnormally.
- 0444**
OMPETOP job step task abended referencing the OMPECT control table.
- 0448**
OMPE/XCB function failed while validity checking control structures.
- 0452**
OMPE/XCF IRB routine abnormally terminated.
- 0456**
OMPE/XCF dispatcher abnormally terminated.
- 0460**
OMPE/XCF dispatcher was entered without the LOCAL lock held.
- 0464**
OMPE/XCF dispatcher failed to locate a dispatchable TCB.
- 0468**
The Attach driver routine detected an invalid task ATTACH count.
- 0472**
The Attach driver failed to obtain the required virtual storage buffers.
- 0476**
OMPE/XCF dispatcher failed to locate a valid XRRD dispatcher entry.
- 0480**
OMPETOP job step task failed to locate the subsystem control table.
- 0484**
OMPE/XCF receive routine could not locate sending XMEM status entry.
- 0488**
OMPE/XCF receive routine detected a XMEM queue loop condition.
- 0492**
OMPE/XCF receive routine could not identify the correct Receive request.
- 0496**
OMPE/XCF receive routine failed validity checking XSRE and XRDE structures.

- 0500**
OMPE/XCF dispatcher could not retrieve a dispatcher token.
- 0504**
OMPE/XCF dispatcher failed control structures validity checks.
- 0508**
OMPETOP initialization failed server verification checks.
- 0512**
OMPETOP APF-authorization check error detected.
- 0516**
OMPE/XCF resource manager failed due to unknown function code.
- 0520**
OMPETOP failed to create/retrieve home type name token pair.
- 0524**
OMPEOPT detected an invalid user option address.
- 0528**
OMPEOPT detected an invalid user options table.
- 0532**
OMPEOPT failed while validity checking user options table.
- 0536**
OMPEOPT found zero user option table entries defined.
- 0540**
OMPEOPT specified user option not found in user options table.
- 0544**
OMPETOP could not match a subsystem name to server name.
- 0548**
Virtual storage test protection service abnormally terminated.
- 0552**
IRB service schedule failed to respond with completion indicator.
- 0556**
Event notification cell pool build request failed.
- 0560**
General I/O manager detected that the output buffer is too small to handle the request.
- 0564**
General I/O manager failed to validity check the supplied buffer address.
- 0568**
General I/O manager failed the request due to PSW storage key mismatch.
- 0572**
General I/O manager could not return any records to requestor.
- 0576**
Initialization failed to locate the system-level subsystem name/token pair
- 0588**
Common PC routine received invalid input parameters
- 0700**
Linkage stack storage key authorization error.
- 0704**
Linkage stack storage subpool authorization error.
- 0708**
Linkage stack request specified a zero stack size.
- 0712**
Linkage stack request size requested exceeds maximum allowed.

- 0716**
Linkage stack requested segment size exceeds stack size.
- 0720**
OMPE/XCF invalid XSRE structure ID detected in input request data buffer.
- 0724**
OMPE/XCF receive routine could not locate the target receive load module.
- 0728**
OMPE/XCF receive routine could not locate the specified receive TCB.
- 0732**
OMPE/XCF receive routine detected an invalid input request data buffer address.
- 0736**
OMPE/XCF receive routine detected an invalid input request data buffer length.
- 0740**
OMPE/XCF receive routine detected that the input request data buffer length is too small to handle the data request.
- 0744**
OMPE/XCF receive routine detected that the target data space STOKEN is not initialized.
- 0748**
Linkage stack build service routine terminated abnormally.
- 0752**
Collector Initialization routine failed to dynamically allocate the load module library.
- 0756**
Collector initialization routine failed while closing the STEPLIB load module library.
- 0760**
Initialization routine failed to build the cell pool callable services cell pool.
- 0764**
Initialization resource manager failed to build the OMPE/XCF receive cell pool.
- 0768**
Initialization resource manager failed to build the OMPE/XCF request cell pool.
- 0772**
Collector Initialization routine failed to build the required recovery cell pool.
- 0776**
Initialization resource manager failed to build the control block access cell pool.
- 0780**
OMPE/XCF detected that an invalid SEND request load module was specified.
- 0784**
Initialization resource manager failed validity checking a subsystem control structure.
- 0792**
The IRB scheduler failed to schedule the requested service routine.
- 0796**
OMPE/XCF failed while validity checking the ZXCF collector structure.
- 0800**
Linkage stack manager failed validity checking STKE stack element.
- 0804**
Linkage stack manager failed validity checking TSTK top element structure.
- 0808**
Linkage stack manager failed validity checking BSTK bottom element structure.
- 0812**
Linkage stack manager received an invalid service request length.

- 0816**
Linkage stack manager detected a linkage stack overflow exception.
- 0820**
Linkage stack manager received an invalid stack service request.
- 0824**
Linkage stack manager failed validity checking the LSCT control table.
- 0828**
Linkage stack manager detected LSCT control table overflow.
- 0832**
Initialization resource manager failed to build the control block access key=7 cell pool.
- 0836**
Initialization resource manager failed to build the control block access key=8 cell pool.
- 0840**
The resource manager driver routine detected that an invalid request was specified.
- 0844**
Entry convention processing detected a save area stack overflow exception.
- 0848**
Subentry convention processing detected a save area stack overflow exception.
- 0852**
Entry stack processing detected a save area stack overflow exception.
- 0856**
Initialization resource manager failed to initialize the required cell pool environment.
- 0876**
OMPE/XCF receive routine detected that the receive buffer size is too small to process the incoming XCF data request.
- 0880**
OMPE/XCF receive routine detected that the receive data space is too small to process the incoming XCF data request.
- 0884**
OMPE/XCF response routine received an invalid data space ALET.
- 0888**
OMPE/XCF IRB function failed during ALESERV add request processing.
- 0892**
OMPE/XCF receive routine failed during ALESERV add request processing.
- 0896**
Initialization resource manager failed to build the required SRB cell pool.
- 0900**
Common PC routine driver failed validity checking the OMVT vector table.
- 0904**
Common PC routine driver failed validity checking the PCPL parameter list.
- 0908**
Common PC routine driver failed validity checking the SSCT control table.
- 0912**
OMPE/XCF failed to load the required control block access load module.
- 0916**
Common PC routine driver failed while processing the save area stack.
- 0920**
OMPE/XCF failed due to no OMPEXMT table entries specified.
- 0924**
Common PC routine driver received an invalid PC function entry code.

- 0928**
OMPE/XCF response routine failed validity checking the XRDE structure.
- 0932**
OMPE/XCF response routine failed validity checking the XSRE structure.
- 0936**
OMPE/XCF response routine failed validity checking the response data buffer.
- 0940**
OMPE/XCF response routine failed validity checking the response buffer size.
- 0944**
OMPE/XCF response routine failed validity checking the input buffer size.
- 0948**
OMPE/XCF response routine failed validity checking the XMEM structure.
- 0960**
OMPE/XCF receive routine failed validity checking the XMEM structure.
- 0964**
OMPE/XCF receive routine failed validity checking the XCF status entry.
- 0968**
OMPE/XCF detected an output buffer overflow condition.
- 0972**
OMPE/XCF detected that the output buffer size specified is zero.
- 0984**
Collector initialization driver failed to retrieve the OMPE/XCF connect token.
- 0988**
OMPE/XCF component failed validity checking XMEM structure.
- 0992**
Common PC routine driver failed validity checking SSCTSUSE pointer.
- 0996**
Common PC routine driver failed validity checking OMPECT structure.
- 1000**
Common SRB scheduler failed to locate target requested address space.
- 1004**
Common SRB scheduler failed to locate the address space STOKEN.
- 1008**
Common SRB scheduler failed to locate the subsystem control table.
- 1012**
Common SRB scheduler failed to validity check subsystem structures.
- 1016**
Common SRB scheduler received an invalid SRB input routine.
- 1020**
Common SRB scheduler failed to schedule the specified SRB routine.
- 1024**
Common SRB scheduler abnormally terminated.
- 1028**
Subsystem initialization routine failed validity checking the SSVT control block.
- 1032**
Subsystem initializatrion routine failed validity checking the SSCT control block.
- 1036**
Subsystem initialization routine failed validity checking SSI entry point.
- 1040**
OMPE/XCF query module detected a locked loop condition.

- 1044**
OMPE/XCF group service routine detected a locked loop condition.
- 1048**
Subsystem initialization routine failed validity checking SSI function codes.
- 1052**
Subsystem initialization routine failed validity checking SSVT address pointer.
- 1056**
Subsystem initialization routine failed to swap SSVT control blocks.
- 1060**
Subsystem initialization routine failed during SSVT compare and swap processing.
- 1064**
Subsystem initialization routine detected invalid SSVT function matrix.
- 1068**
Subsystem initialization routine failed during swap SSVT processing.
- 1072**
VTAM resource manager failed validity checking XRDE structure.
- 1076**
VTAM resource manager failed validity checking XRDE environment.
- 1080**
VTAM resource manager detected an invalid processing environment.
- 1084**
OMPE/XCF control block access response routine not specified error.
- 1088**
OMPE/XCF notify routine received the requested input buffers.
- 1092**
OMPE/XCF notify routine abnormally terminated.
- 1096**
VTAM resource manager failed validity checking OMPE/XCF structures.
- 1100**
VTAM resource manager detected an invalid OMPE/XCF initialization request.
- 1104**
VTAM routse manager could not locate the DB2 routing table.
- 1120**
Memory object manager received an invalid service request.
- 1124**
Memory object manager failed validity checking the SGT segment table.
- 1128**
Memory object manager failed releasing the SGT segment table.
- 1132**
Memory object manager failed validity checking requested segment length.
- 1136**
Memory object manager request exceeds maximum size allowed.
- 1140**
Memory object manager received a zero or negative segment request length.
- 1144**
Memory object manager computed a segment length that exceeds maximum allowed.
- 1148**
Memory object manager could not locate key-related segment table.
- 1152**
Memory object manager failed validity checking segment table index.

- 1156**
Memory object manager failed validity checking segment table entry.
- 1160**
Memory object manager could not locate a segment table entry.
- 1164**
Memory object manager failed validity checking the SGTE free queue.
- 1168**
Memory object manager detected an invalid SGT slot pointer.
- 1172**
Memory object manager maximum SGT/SGTE slots exceeded.
- 1176**
Memory object manager received an invalid free segment request.
- 1180**
Memory object manager failed validity checking SGTE element.
- 1184**
Memory object manager failed validity checking SGTE segment length.
- 1188**
Memory object manager failed due to incorrect storage release size.
- 1192**
Memory object manager could not locate specified storage address.
- 1196**
Memory object manager detected that the current TCB exceeded the allowed memory limit.
- 1200**
Memory object manager detected that the current address space exceeded the allowed memory limit.
- 1204**
Memory object manager abnormally terminated.
- 1300**
OMPE/XCF Send service routine failed validity checking XRDE structure.
- 1304**
OMPE/XCF Send service routine failed XRDE fetch/store access.
- 1308**
OMPE/XCF Send service routine failed validity checking TOKEN parameter.
- 1312**
OMPE/XCF Send service routine failed TOKEN fetch/store access.
- 1316**
OMPE/XCF Send service routine detected the output data buffer address is not initialized.
- 1320**
OMPE/XCF Send service routine detected the output data buffer size is not initialized.
- 1324**
OMPE/XCF Send service routine detected the output data buffer exceeds 128 MB.
- 1328**
OMPE/XCF Send service routine failed output data buffer fetch/store access.
- 1332**
OMPE/XCF Send service routine detected the input data buffer address is not initialized.
- 1336**
OMPE/XCF Send service routine detected the input data buffer length is not initialized.
- 1340**
OMPE/XCF Send service routine detected the input data buffer exceeds 60K.
- 1344**
OMPE/XCF Send service routine failed input data buffer fetch/store access.

- 1348**
OMPE/XCF Send service routine abnormally terminated due to fetch/store failure.
- 1352**
OMPE/XCF Send service routine failed to retrieve connection token.
- 1356**
OMPE/XCF Send service routine failed validity checking XMEM structure.
- 1360**
OMPE/XCF Send service routine detected that the OMPE/XCF environment is inactive.
- 1364**
OMPE/XCF Send service routine could not locate the OMPEXMT control table.
- 1368**
OMPE/XCF Send service routine failed during timer supervision processing.
- 1372**
OMPE/XCF Send service routine detected that the input buffer length exceeds data space size.
- 1376**
OMPE/XCF Send service routine did not receive a response in the specified time limit.
- 1380**
OMPE/XCF Send service routine failed establishing a timer environment.
- 1384**
OMPE/XCF Send service routine detected a locked XMEM structure loop.
- 1388**
OMPE/XCF Send service routine found an empty XMEM queue.
- 1392**
OMPE/XCF Send service routine failed to validity check XMEM structure.
- 1396**
OMPE/XCF Send service routine could not locate the target XMEM structure.
- 1400**
OMPE/XCF Send service routine timed out waiting for response data.
- 1404**
OMPE/XCF Send service routine failed validity checking token TCB address.
- 1408**
OMPE/XCF Send service routine failed validity checking token ASCB address.
- 1412**
OMPE/XCF Send service routine failed validity checking input buffer ALET.
- 1416**
OMPE/XCF Send service routine failed validity checking output buffer ALET.
- 1420**
OMPE/XCF Send service routine detected that the target XCF member is not active.
- 1424**
OMPE/XCF Send service routine abnormally terminated.
- 2000**
OMPEZ64 For the \$ZSTOR64 service request, an invalid function code is specified.
- 2004**
OMPEZ64 An error occurred. The 64-bit memory object manager stopped abnormally.
- 2008**
OMPEZ64 For the \$ZSTOR64 service request, an invalid CELLS= macro operand is specified.
- 2012**
OMPEZ64 For the \$ZSTOR64 service request, an invalid CSIZE= macro operand is specified.

- 2016**
OMPEZ64 The CSIZE= value that is specified for the \$ZSTOR64 service request exceeds the maximum value.
- 2020**
OMPEZ64 For the \$ZSTOR64 service request, the FPROT= macro operand is specified. This operand is not supported.
- 2024**
OMPEZ64 For the \$ZSTOR64 service request, an invalid TCB= macro operand is specified.
- 2028**
OMPEZ64 For the \$ZSTOR64 service request, an invalid MODE= macro operand is specified.
- 2032**
OMPEZ64 For the \$ZSTOR64 service request, an invalid cell pool HDR= macro operand is specified.
- 2036**
OMPEZ64 For the \$ZSTOR64 service request, an invalid object segment OWNER= macro operand is specified.
- 2040**
OMPEZ64 The 64-bit memory object storage manager request stopped abnormally.
- 2048**
OMPEZ64 A shortage of memory object segments is detected.
- 2052**
OMPEZ64 The memory object segment request failed.
- 2056**
OMPEZ64 An error occurred while checking the validity of the requestor parameter list.
- 2060**
OMPEZ64 An error occurred while checking the validity of the FREE ID control field.
- 2064**
OMPEZ64 An error occurred while checking the validity of the FREE segment request.
- 2068**
OMPEZ64 An error occurred while checking the validity of the CP64 task control segment.
- 2072**
OMPEZ64 The memory segment to be freed cannot be found.
- 2076**
OMPEZ64 An internal loop is detected while scanning the CP64 control structure.
- 2084**
OMPEZ64 The 64-bit memory object storage manager CPCT control table cannot be obtained.
- 2088**
OMPEZ64 An overflow condition is detected while processing the CPCT control table.
- 2092**
OMPEZ64 An internal error occurred while processing a free extent.
- 2096**
OMPEZ64 The requested memory object cannot be built.
- 2100**
OMPEZSL The virtual storage cell pool manager received an invalid function code request.
- 2104**
OMPEZSL The virtual storage cell pool manager stopped abnormally.
- 2108**
OMPEZSL For the \$ZPOOL service request, an invalid CELLS= macro operand is specified.
- 2112**
OMPEZSL For the \$ZPOOL service request, an invalid CSIZE= macro operand is specified.

- 2116**
OMPEZSL For the \$ZPOOL service request, an invalid CSIZE= macro operand is specified.
- 2120**
OMPEZSL For the \$ZPOOL service request, an unauthorized virtual storage subpool is specified.
- 2124**
OMPEZSL For the \$ZPOOL service request, an invalid BUILD macro operand is specified.
- 2128**
OMPEZSL For the \$ZPOOL service request, an invalid MODE= macro operand is specified.
- 2132**
OMPEZSL For the \$ZPOOL service request, an invalid HDR= macro operand is specified.
- 2140**
OMPEZSL The \$ZPOOL service request is stopped abnormally.
- 2144**
OMPEZSL For the \$ZPOOL service request, an invalid GET= was specified while a cell pool deletion was in progress.
- 2148**
OMPEZSL A shortage of cell pool elements is detected.
- 2152**
OMPEZSL The cell pool cannot be extended because the limit for maximum extents is exceeded.
- 2156**
OMPEZSL An invalid cell pool GET service request is detected.
- 2160**
OMPEZSL An error occurred while checking the structure of the FREE ID data field.
- 2164**
OMPEZSL An error occurred while checking a FREE service request cell.
- 2168**
OMPEZSL The CP31 structure validity check failed.
- 2172**
OMPEZSL A previously freed cell element cannot be freed again.
- 2176**
OMPEZSL A CP31 infinite structure loop is detected.
- 2180**
OMPEZSL A CP31 infinite extent structure loop is detected.
- 2184**
OMPEZSL The validity check of the CPXT control table failed.
- 2188**
OMPEZSL A CPXT table overflow error occurred.
- 2192**
OMPEZSL A CP31 extent free internal error occurred.
- 2196**
OMPEZSL The DELETE cell pool request is not valid.
- 88000**
Classic session OMPE/XCF driver detected an invalid input buffer address.
- 88004**
Classic session OMPE/XCF driver detected an invalid collection routine name.
- 88008**
Classic session OMPE/XCF driver detected that the XCF gateway is not active.
- 88012**
Classic session OMPE/XCF driver detected that the specified collection routine is undefined.

- 88016**
Classic session OMPE/XCF driver failed to locate the DB2 routing table.
- 88020**
Classic session OMPE/XCF driver detected an invalid DB2 routing table.
- 88024**
Classic session OMPE/XCF driver failed to locate the specified DB2 subsystem.
- 88028**
Classic session OMPE/XCF driver detected an invalid routing table pointer.
- 88032**
Classic session OMPE/XCF driver detected an invalid routing table header.
- 88036**
Classic session OMPE/XCF driver detected an invalid routing table DB2 ID.
- 88040**
Classic session OMPE/XCF driver could not locate the XCF token.
- 88044**
OMPE/XCF Send service routine failed validity checking XRDE structure.
- 88048**
OMPE/XCF Send service routine failed to locate the XCF connection token.
- 88052**
OMPE/XCF Send service routine failed validity checking token TCB pointer.
- 88056**
OMPE/XCF Send service routine failed validity checking token ASCB pointer.
- 88060**
OMPE/XCF Send service routine failed to locate target XMEM structure.
- 88064**
OMPE/XCF Send service routine failed to validity check XMEM structure.
- 88068**
OMPE/XCF Send service routine failed to validity check ALLTHOUT thread entry.
- 88072**
OMPE/XCF Send service routine detected that the buffer size exceeds data space size.
- 88076**
Classic session OMPE/XCF driver failed validity checking \$ZDB2 control block.
- 88080**
Classic session OMPE/XCF driver failed validity checking VPI9800 block.
- 88084**
OMPE/XCF remote DB2 thread CPU driver failed sorting ALLTHOUT thread entries.
- 88088**
OMPE/XCF remote DB2 thread CPU driver stopped abnormally.
- 88092**
OMPE/XCF remote DB2 thread CPU driver found zero threads to process.
- 88096**
OMPE/XCF remote DB2 thread CPU driver failed validity checking ZCPU structure.
- 88100**
OMPE/XCF remote DB2 thread CPU response routine failed to validity check XSRE structure.
- 88104**
OMPE/XCF remote DB2 thread CPU response routine failed to validity check XRDE structure.
- 88108**
OMPE/XCF remote DB2 thread CPU response routine failed to validity check IRDA block.
- 88112**
OMPE/XCF remote DB2 thread CPU response routine failed to validity check IRDL length.

- 88116**
OMPE/XCF remote DB2 thread CPU response routine failed to validity check ZCPU block.
- 88120**
OMPE/XCF remote DB2 thread CPU response routine found zero ZCPE entries to process.
- 88124**
OMPE/XCF remote DB2 thread CPU response routine failed during ALESERV ADD request.
- 88128**
OMPE/XCF remote DB2 thread CPU response routine failed to validity check ZCPE block count.
- 88132**
OMPE/XCF remote DB2 thread CPU response routine found an unsupported DB2 subsystem version.
- 88136**
OMPE/XCF environment initialization failed to validity check the DB2 ERLY block.
- 88140**
OMPE/XCF environment initialization failed to validity check the DB2 subsystem ID.
- 88144**
OMPE/XCF environment initialization found an invalid DB2 subsystem ID as input.
- 88148**
OMPE/XCF environment initialization failed to validity check the DB2 SCOM block.
- 88152**
OMPE/XCF environment initialization failed to validity check the DB2 SSCT control block.
- 88156**
OMPE/XCF environment initialization failed to validity check the DB2 ACOM control block.
- 88160**
OMPE/XCF environment initialization failed to validity check the DB2 RMVT control block.
- 88164**
OMPE/XCF environment initialization failed to validity check the DB2 RMFT control block.
- 88168**
OMPE/XCF environment initialization failed to validity check the DB2 AMGS control block.
- 88172**
OMPE/XCF environment initialization failed to locate the DB2 routing table.
- 88176**
OMPE/XCF remote DB2 thread CPU collection routine failed to validity check Agent ASCB pointer.
- 88180**
OMPE/XCF remote DB2 thread CPU collection routine failed to validity check Agent ASSB pointer.
- 88184**
OMPE/XCF remote DB2 thread CPU collection routine failed to validity check Agent ASCB address.
- 88188**
OMPE/XCF remote DB2 thread CPU collection routine failed during ALESERV ADD request processing.
- 88192**
OMPE/XCF remote DB2 thread CPU collection routine failed during ALESERV DELETE processing.
- 88196**
OMPE/XCF remote DB2 thread CPU collection routine could not locate the DB2 AGNT control block.
- 88200**
OMPE/XCF control block access PC routine driver received an invalid input parameter list.
- 88204**
OMPE/XCF control block access PC routine driver specified an invalid processing environment.
- 88208**
OMPE/XCF control block access PC routine driver detected an invalid OMPE Collector environment.

88212

OMPE/XCF control block access PC routine driver does not support the COMMCOLL collector environment.

88216

OMPE/XCF control block access PC routine driver failed validity checking the specified DB2 version.

88220

OMPE/XCF control block access PC routine driver detected an unsupported DB2 subsystem version.

88224

OMPE/XCF control block access PC routine driver was unable to locate the XRDE structure.

88228

OMPE/XCF control block access PC routine driver failed to validity check XRDE structure.

88232

OMPE/XCF control block access PC routine driver could not locate the DB2 vector table.

88236

OMPE/XCF control block access PC routine driver received a zero DBPL block address.

88240

OMPE/XCF control block access PC routine driver failed to validity check DBPL block.

88244

OMPE/XCF control block access PC routine driver found an invalid collection routine entry address.

88248

OMPE/XCF control block access PC routine driver failed to locate the specified DB2 subsystem.

88252

OMPE/XCF control block access PC routine driver failed to locate the DB2 subsystem SSCT control table.

88256

OMPE/XCF control block access PC routine driver received a null DBPL block address.

88260

OMPE/XCF control block access PC routine driver failed to validity check DBPL block.

88264

OMPE/XCF control block access PC routine driver detected a zero work area address.

88268

OMPE/XCF control block access PC routine driver detected a zero input buffer address.

88272

OMPE/XCF control block access PC routine driver detected a zero output buffer address.

88276

OMPE/XCF control block access PC routine driver detected a zero work area length.

88280

OMPE/XCF remote DB2 thread CPU collection routine failed to validity check the DB2 AGNT control block pointer.

88284

OMPE/XCF remote DB2 thread CPU collection routine failed to validity check the DB2 AGNT control block address.

88288

OMPE/XCF remote DB2 thread CPU collection routine failed to validity check the Agent ASCB address.

88292

OMPE/XCF remote DB2 thread CPU collection routine failed to validity check the Agent TCB address.

88296

OMPE/XCF remote DB2 thread CPU collection routine abnormally stopped.

88300

OMPE/XCF DB2 environment initialization routine detected an invalid environment request.

90004
OMPE/XCF ACE to AGNT collection routine failed to validity check the AMGS DB2 control block.

90008
OMPE/XCF ACE to AGNT collection routine failed to validity check the DB2 ACE control block.

99000
OMPE Collector subsystem token service routine retrieve request failed.

99004
OMPE Collector subsystem token service routine failed token type validity checks.

90008
OMPE Collector subsystem token service routine token name failed validity checks.

90012
OMPE Collector subsystem token service routine token address failed validity checks.

90016
OMPE Collector subsystem token service routine token retrieve failed validity checks.

90020
OMPE Collector subsystem token service routine token delete failed validity checks.

90024
OMPE Collector subsystem token service routine token create failed validity checks.

90028
OMPE Collector subsystem token service routine token type retrieve failed validity checks.

90032
OMPE Collector subsystem token service routine token delete function failed.

91000
OMPEZIP The validity check of the OMPECT control structure failed.

91004
OMPEZIP A duplicate \$ZIIP ENABLE service request call is detected.

91008
OMPEZIP The PC service request function code is not valid.

91012
OMPEZIP A duplicate \$ZIIP ENABLE instance service request is detected.

91016
OMPEZIP \$ZIIP ENABLE cannot be issued in SRB-mode.

91020
OMPEZIP ZIIP support is not available (CVTZIIP).

91024
OMPEZIP \$ZIIP DISABLE cannot be issued in TCB-mode.

91028
OMPEZIP The SVZ control storage block cannot be obtained.

91032
OMPEZIP The \$ZOMCT control structure is not initialized.

91036
OMPEZIP The validity checks of the &ZOMCT control structure failed.

91040
OMPEZIP The \$ZMSTATE state entry block address is not initialized.

91044
OMPEZIP The validity check of the \$ZMSTATE entry block failed.

91048
OMPEZIP The \$ZIIP service request cannot be issued in XM-mode.

91052
OMPEZIP The scheduling of the target enclave SRB routine failed.

- 91056**
OMPEZIP The DISABLE service request cannot locate the \$ZMSTATE state entry block.
- 91060**
OMPEZPP The \$ZMSTATE state entry block is not valid.
- 91064**
91064 There are no zIIPs processors defined for the z/OS image.
- 91076**
OMPEZIP The Disable post-processor EPA is not initialized.
- 91096**
OMPEZIP The zIIP jobstep TCB environment is not valid.
- 92000**
OMPEHVS The return code of the \$ZTOKEN CREATE service request is nonzero.
- 92004**
OMPEHVS The issued service request is incorrect.
- 92008**
OMPEHVS The service request stopped abnormally.
- 92012**
OMPEHVS The DELETE service request is not supported in SRB-mode.
- 92016**
OMPEHVS The virtual storage is insufficient.
- 92020**
OMPEHVS The specified storage heap structure cannot be found.
- 92024**
OMPEHVS In the pool, no extents are available.
- 92028**
OMPEHVS The heap virtual storage segment to be freed cannot be found.
- 92032**
OMPEHVS The BUILD service request cannot to be issued in SRB-mode.
- 92036**
OMPEHVS The MODE= service request macro operand is not valid.
- 92040**
OMPEHVS The specified heap virtual storage subpool is not valid.
- 92044**
OMPEHVS The LOC= service request macro operand is not valid.
- 92048**
OMPEHVS The USAGE= service request macro operand is not valid.
- 92052**
OMPEHVS The TOKEN= macro operand contains a value of zero.
- 92056**
OMPEHVS The TOKEN= macro operand points to an invalid SH31 block.
- 92060**
OMPEHVS The validity check of the \$ZSHCT control structure failed.
- 92064**
OMPEHVS The validity check of the \$ZSHCT control structure identifier failed.
- 92068**
OMPEHVS No \$ZSHCT control table slots are available.
- 92200**
OMPEHVS The zIIP TCB address cannot be found.
- 92204**
OMPEHVS The validity checks of the \$ZMSTATE service failed.

- 92208**
OMPEHVS The value of the TCB address is null.
- 92212**
OMPEHVS The specified TOKEN= macro operand is not valid.
- 92216**
OMPEHVS The validity check of the \$ZSH31 data structure failed.
- 92220**
OMPEHVS In SRB-mode, the \$ZHEAP FREE service request cannot be issued with the macro operand USAGE=ANY.
- 92224**
OMPEHVS The owner TCB address of the heap virtual storage manager \$ZHEAP FREE service request does not match.
- 92228**
OMPEHVS The TCB address owner is not valid.
- 92232**
OMPEHVS A zero length value is supplied.
- 92236**
OMPEHVS The length exceeds the maximum size.
- 92240**
OMPEHVS The heap virtual storage manager \$ZHEAP FREE service request is issued in an incorrect state.
- 92244**
OMPEHVS The specified ADDR= macro operand is not valid.
- 92248**
OMPEHVS The specified LENGTH= macro operand is not valid.
- 92252**
OMPEHVS The specified cell pool ID is not valid.
- 92256**
OMPEHVS The specified MODE= macro operand is not valid.
- 92260**
OMPEHVS The TCB token cannot be found.
- 92264**
OMPEHVS The OMCT control table cannot be found.
- 92268**
OMPEHVS The specified TOKEN=TCB macro operand is not valid.

KO2Z000I	OMPE Vvrm Command Processed	Explanation
Explanation	The issued subsystem command was successfully processed.	The subsystem is being initialized.
System action	The subsystem command is processed.	System action
User response	None.	Subsystem initialization proceeds.
KO2Z001I	OMPE Vvrm Subsystem Initialization in Progress	User response
None.	KO2Z002E	None.
KO2Z001I	OMPE Vvrm Subsystem Initialization in Progress	OMPE Vvrm IEFSSVT REQUEST=CREATE error RC=%% %% RSN=%%%

Explanation

Subsystem initialization could not create the subsystem interface (SSI) environment.

- RC= indicates the return code. For more information, see [“KO2Z return codes” on page 467](#).
- RSN= indicates the reason code. For more information, see [“KO2Z reason codes” on page 467](#).

System action

Subsystem initialization terminated.

User response

Contact IBM support.

KO2Z003E OMPE Vvrm IEFSSI REQUEST=PUT error RC=%%% RSN=%%%%

Explanation

Subsystem initialization could not update its vector table.

- RC= indicates the return code. For more information, see [“KO2Z return codes” on page 467](#).
- RSN= indicates the reason code. For more information, see [“KO2Z reason codes” on page 467](#).

System action

Subsystem initialization terminated.

User response

Contact IBM support.

KO2Z004E OMPE Vvrm IEFSSI REQUEST=OPTIONS error RC=%% RSN=%%%%

Explanation

Subsystem initialization could not verify options processing.

- RC= indicates the return code. For more information, see [“KO2Z return codes” on page 467](#).
- RSN= indicates the reason code. For more information, see [“KO2Z reason codes” on page 467](#).

System action

Subsystem initialization terminated.

User response

Contact IBM support.

KO2Z005E OMPE Vvrm IEFSSI REQUEST=ACTIVATE error RC=%%% RSN=%%%%

Explanation

Subsystem initialization could not activate the subsystem.

- RC= indicates the return code. For more information, see [“KO2Z return codes” on page 467](#).
- RSN= indicates the reason code. For more information, see [“KO2Z reason codes” on page 467](#).

System action

Subsystem initialization terminated.

User response

Contact IBM support.

KO2Z006E OMPE Vvrm Name/Token Pair create error RC=%%%%

Explanation

Subsystem initialization could not define a system-level name/token pair.

- RC= indicates the return code. For more information, see [“KO2Z return codes” on page 467](#).

System action

Subsystem initialization terminated.

User response

Contact IBM support.

KO2Z007I OMPE Vvrm subsystem initialization fFailed. Invalid subsystem name prefix specified

Explanation

Subsystem initialization failed. An incorrect subsystem name prefix was specified.

System action

Subsystem initialization processing terminated.

User response

Specify a valid four-character subsystem name. The first three characters should be OMP and the last

character can be any alphanumeric value, for example, OMPE. The default subsystem name is OMPE.

KO2Z008I **OMPE Vvrm Subsystem
successfully initialized in active
mode**

Explanation

The OMPE subsystem has been initialized in active mode. The OMPE subsystem is ready to Receive service request calls from OMPE Collector components.

System action

Subsystem initialization has completed successfully.

User response

None.

KO2Z009E **OMPE Vvrm INITPARM error:
PID=%%%% INITPARM=%%%%
%%**

Explanation

The OMPE subsystem detected an incorrect input parameter. PID= shows the incorrect input parameter. INITPARM= shows the complete input parameter string.

System action

Subsystem initialization processing terminated.

User response

Specify valid input parameters when starting the OMPE subsystem.

KO2Z010E **OMPE Vvrm %%%% Subsystem
initialization failed**

Explanation

The OMPE subsystem failed to initialize.

System action

Subsystem initialization terminated.

User response

Check the SYSLOG for abends or additional messages that describe the reason for the failure. Gather SYSLOG, SVC dumps and contact IBM support.

KO2Z011I **OMPE Vvrm Options member %%
%%%%%%%% keyword %%%%%%%%%
%%**

Explanation

The OMPE subsystem issues this message to show the options member and the type of invalid keyword specified.

System action

Subsystem initialization continues with the specified option default.

User response

Specify the valid user option and restart the OMPE Collector.

KO2Z012E **OMPE Vvrm %%%% Loop
detection timer set failed**

Explanation

A subsystem function takes too long to complete. The default timeout, specified by SSITIMER=30 seconds, exceeded.

System action

The current subsystem function is terminated.

User response

Contact IBM support.

KO2Z013E **OMPE Vvrm Mutually exclusive
keywords specified**

Explanation

Mutually exclusive OMPE subsystem initialization keywords have been detected by the subsystem parse routine.

System action

Subsystem initialization terminated.

User response

Specify valid keywords on the OMPE subsystem INITPARM= parameter and restart the OMPE subsystem.

KO2Z014E **OMPE Vvrm IEFSSI
REQUEST=QUERY error RC=%%
% RSN=%%%**

Explanation

The service request router could not complete a subsystem interface (SSI) query request.

- RC= indicates the return code. For more information, see “KO2Z return codes” on page 467.
- RSN= indicates the reason code. For more information, see “KO2Z reason codes” on page 467.

System action

The caller's service request is rejected.

User response

Contact IBM support.

KO2Z015E OMPE Vvrm Configuration incomplete. Collector initialization failed RC=%%%% RSN=%%%%

Explanation

The OMPE Collector failed to initialize because of a missing or incorrect initialization member data specified in RKD2PAR.

- RC= indicates the return code. For more information, see “KO2Z return codes” on page 467.
- RSN= indicates the reason code. For more information, see “KO2Z reason codes” on page 467.

System action

OMPE Collector initialization terminated.

User response

Verify that the required components are specified in RKD2PAR and/or RKANMOD.

KO2Z016E OMPE Vvrm Invalid Collector configuration parmlist. SR=%%% %

Explanation

The indicated service request parameter list is not valid.

System action

The caller's service request is rejected.

User response

Contact IBM support.

KO2Z017E OMPE Vvrm WTO broadcast count update error

Explanation

Subsystem initialization could not update the write to operator (WTO) broadcast count field maintained by the z/OS communication task address space (CTAS).

System action

Subsystem initialization is terminated.

User response

Contact IBM support.

KO2Z018E OMPE Vvrm Diagnostic work area storage obtain failure

Explanation

The OMPE subsystem could not obtain ECSA storage for a diagnostic work area structure.

System action

Subsystem initialization terminated.

User response

Contact your systems programmer.

KO2Z019E OMPE Vvrm OMEGAMON XE FOR DB2 PE IS ALREADY ACTIVE. START REJECTED

Explanation

The OMPE Collector is already active.

System action

The OMPE Collector Start request is rejected.

User response

Stop the target OMPE Collector. Wait for the OMPE Collector to end. Restart the Collector.

KO2Z020I OMPE Vvrm Collector options successfully initialized

Explanation

The OMPE Collector global options defined in RKD2PAR member OMPEOPTS have been successfully defined.

System action

OMPE Collector Initialization continues.

User response

None.

KO2Z021I	OMPE Vvrm Subsystem re-initialization performed by START service request
-----------------	---

Explanation

The OMPE Collector subsystem instance has been successfully reinitialized.

System action

OMPE Collector initialization continues.

User response

None.

KO2Z022I	OMPE Vvrm MEMBER= %%% %%% SVC screening initialization failed.
-----------------	---

Explanation

The initialization of the SVC screening subsystem component failed.

System action

The initialization of the OMEGAMON Collector continues.

User response

Add the SVC screening member OMPESV00 to the RKANPAR parameter library data set and restart the OMEGAMON Collector.

KO2Z024E	OMPE Vvrm KO2ZMSGB message processing error RC=%% % RSN=%% %
-----------------	---

Explanation

The general OMPE subsystem message processing routine failed to issue the target WTO message.

- RC= indicates the return code. For more information, see [“KO2Z return codes” on page 467](#).
- RSN= indicates the reason code. For more information, see [“KO2Z reason codes” on page 467](#).

System action

The subsystem terminated with abend code U2008.

User response

Contact IBM support.

KO2Z026E	OMPE Vvrm Collector component %%% %%% statement missing from RKANPAR.
-----------------	--

Explanation

OMPE Collector initialization detected that a required collector component is missing in the configuration.

System action

The OMPE Collector is abnormally terminated.

User response

Include the required component in the RKANPAR and restart the OMPE Collector.

KO2Z027I	OMPE Vvrm Invalid OMPEOPTS option specified: %%% %%% %
-----------------	---

Explanation

The specified OMEGAMON for Db2 PE Collector user option is invalid.

System action

The invalid user option is ignored. The default value is used.

User response

Verify that the user option is defined correctly in the RKD2PAR member OMPEOPTS.

KO2Z028E	OMPE Vvrm START Service request error RC=%% % RSN=%% %
-----------------	---

Explanation

A request to internally start the OMPE subsystem failed. The subsystem could not locate load modules prefixed with KO2Z* in the first load module library specified by the STEPLIB DDname of the OMPE Collector JCL procedure.

System action

The OMPE subsystem Start request is terminated.

User response

Ensure that load modules prefixed with K02Z* reside in the first library specified by the STEPLIB DDname. Additionally, the first load module library that contains these load modules must have a suffix of TKANMOD.

K02Z029I OMPE Vvrm Subsystem %%%% belongs to collector %%%%. Collector %%%% start rejected.

Explanation

The starting OMPE Collector cannot specify a subsystem name that is associated with a different OMPE Collector.

System action

The OMPE collector Start request is rejected.

User response

Specify a unique collector subsystem name in the OMPE Collector started task JCL procedure PARM= keyword, then restart the OMPE Collector.

K02Z030I OMPE Vvrm XCF timer reset successful XCFTIMER=%%

Explanation

The OMPE/XCF XCF timer interval has been successfully reset.

System action

OMPE Collector processing continues.

User response

None.

K02Z031E OMPE Vvrm CSVDYLPA dynamic LPA %%%%%%%%% failed SSM=%%% %%%% RC=%%% RSN=%%% % FLGS=%%%

Explanation

The OMPE Collector initialization failed to add/delete a module to/from the dynamic LPA.

System action

OMPE Collector initialization is abnormally terminated.

User response

Contact IBM support.

K02Z032E OMPE Vvrm Invalid parameter data supplied. PARM=%%% %%

Explanation

The OMPE Collector initialization detected invalid parameters supplied on the PARM= statement of the OMPE Collector started task JCL procedure.

System action

OMPE Collector initialization is abnormally terminated.

User response

Specify valid parameters and restart the OMPE Collector.

K02Z033E OMPE Vvrm Collector member name %%%%%%%%% not found in RKANPAR concatenation

Explanation

The OMPE Collector initialization could not locate the specified member name in the RKANPAR parameter library concatenation.

System action

OMPE Collector initialization is abnormally terminated.

User response

Specify the missing collector member name and restart the OMPE Collector.

K02Z034I OMPE Vvrm Searching RKANPAR for "EXEC %%% component statement

Explanation

The OMPE Collector initialization could not locate the specified collector component in the RKANPAR parameter library concatenation.

System action

OMPE Collector initialization is abnormally terminated.

User response

Specify the missing collector component and restart the OMPE Collector.

KO2Z035I OMPE Vvrm Server virtual storage limit MEMLIMIT(NOLIMIT) setting discovered

Explanation

The OMPE Collector initialization detected that there is no 64-bit memory object limit size imposed on the OMPE Collector.

System action

OMPE Collector initialization continues.

User response

None.

KO2Z036E OMPE Vvrm Vector table swap failed SSM=% % % % RC=% % % % RSN=% % % %

Explanation

The OMPE Collector subsystem initialization is unable to swap the SSVT matrix table.

System action

OMPE Collector initialization is abnormally terminated.

User response

Contact IBM support.

KO2Z037E OMPE Vvrm The range of the dynamic subsystem name exceeds IX=% % RC=% % % % RSN=% % % % % % % %

Explanation

The two digit suffix of the OMEGAMON Collector subsystem is out of range.

System action

The OMEGAMON Collector stopped abnormally with ABEND code U2008.

User response

Contact IBM Support to report this problem.

KO2Z038E OMPE V % % % SSI call failed RC=% % % % RSN=% % % % SSIRC=% % % % %

Explanation

The subsystem service request failed.

System action

The subsystem function request is rejected with error codes and reason codes.

User response

Provide the OMPE collector job log and the SVC dump for IBM support.

KO2Z039I OMPE Vvrm % % % % % % % % command request % % % % % % % % RC=% % % % RSN=% % % % % % % %

Explanation

The issued command failed.

System action

The OMEGAMON Collector ignores the issued command.

User response

Check the error codes and the reason codes for further information.

KO2Z040W OMPE Vvrm Member % % % % % % not found in RKANPAR. Using all subsystem defaults

Explanation

The OMPE Collector initialization detected that RKANPAR parameter library member OMPE00 is missing from the configuration.

System action

OMPE Collector initialization continues using all internal defaults.

User response

None.

KO2Z041E OMPE Vvrm RDJFCB error DDName=% % % % RC=% % % %

Explanation

The OMPE subsystem detected a read JFCB block error while trying to determine the status of a data set.

- RC= indicates the return code. For more information, see [“KO2Z return codes” on page 467](#).

System action

The subsystem function is abnormally terminated.

User response

Contact IBM support.

KO2Z042E	OMPE Vvrm OPEN failure DDName=% % % % RC=% % % % RSN=% % % %
-----------------	---

Explanation

The subsystem could not open the indicated data set.

- RC= indicates the return code. For more information, see [“KO2Z return codes” on page 467](#).
- RSN= indicates the reason code. For more information, see [“KO2Z reason codes” on page 467](#).

System action

The subsystem function is abnormally terminated.

User response

Contact IBM support.

KO2Z043E	OMPE Vvrm FIND failure Member=% % % % RC=% % % %
-----------------	--

Explanation

The subsystem could not locate the indicated member.

- RC= indicates the return code. For more information, see [“KO2Z return codes” on page 467](#).
- Member= indicates the data set member.

System action

The subsystem function is abnormally terminated.

User response

Verify that the data set member exists. Correct the problem and restart the OMPE subsystem.

KO2Z044E	OMPE Vvrm Storage obtain failed Member=% % % % % %
-----------------	--

Explanation

The subsystem could not obtain local storage to process data from the indicated member.

System action

The subsystem function is abnormally terminated.

User response

Contact your systems programmer.

KO2Z045E	OMPE Vvrm Record input overflow Member=% % % % % %
-----------------	--

Explanation

The subsystem detected a record overflow condition while reading input member records from the indicated member name.

System action

The subsystem function is abnormally terminated.

User response

Contact IBM support.

KO2Z046E	OMPE Vvrm Parameters READ error Member=% % % % % %
-----------------	--

Explanation

A subsystem failure was detected reading record data from the indicated data set member.

System action

The subsystem function is terminated.

User response

Contact IBM support.

KO2Z047E	OMPE Vvrm DYNALLOC error ERR=% % INFO=% % DSN=% % % % % % % %
-----------------	--

Explanation

The subsystem failed to dynamically allocate the specified data set.

System action

The subsystem function is abnormally terminated.

User response

Verify that the specified data set name is correct. Correct the problem and re-execute the specified function.

KO2Z048W **OMPE Vvrm Using default
DDname=%%%% to locate
member=%%%%**

Explanation

The OMPE Collector initialization routine is using the default ddname to locate the specified configuration member name.

System action

OMPE collector initialization continues.

User response

None.

KO2Z049E **OMPE Vvrm No input records
found. Member=%%%%%%%%**

Explanation

The subsystem did not recognize any input records specified in the target member name.

System action

The subsystem function is terminated.

User response

Correct the problem and re-execute the specified function.

KO2Z050E **OMPE Vvrm READ Failure.
Member=%%%% Unsupported**

Explanation

The subsystem detected an incorrectly specified member name.

System action

The subsystem function terminated.

User response

Specify a supported member name.

KO2Z051E **OMPE Vvrm Memory object
request failed SSM=%%%% RC=%
%%% RSN=%%%% IARV64-
RC=%%%% RSN=%%%%**

Explanation

The OMPE Collector subsystem could not successfully create the specified memory object.

System action

OMPE collector processing continues.

User response

Contact IBM support.

KO2Z052E **OMPE Vvrm Memory object
request failed SSM=%%%% FC=%
%%% RC=%%%% RSN=%%%%
IARV64-RC=%%%% RSN=%%%%**

Explanation

The OMPE Collector subsystem could not successfully create the specified memory object function.

System action

OMPE collector processing continues.

User response

Contact IBM support.

KO2Z053E **OMPE Vvrm SSM=%%%%
abnormally terminated RC=%%%%
% RSN=%%%%**

Explanation

The identified OMPE Collector subsystem module terminated abnormally.

System action

OMPE collector processing continues.

User response

Contact IBM support.

KO2Z055I **OMPE Vvrm SSM=%%%%%%%%%
% using %%%%%%%%%% heap
storage buffer pool %%%%%%%%%
%.**

Explanation

The subsystem component of the OMPE Collector is currently using the 31-bit heap virtual storage manager.

System action

None.

User response

None.

KO2Z056I OMPE Vvrm DD=%%%%%%%%% allocated to VOL=%%%%%%%% DSN=%%%%%%%%%.

Explanation

At OMPE Collector initialization, the current list of all STEPLIB data sets that are allocated by OMEGAMON XE for DB2 PE on z/OS is displayed:

- <v1> shows the STEPLIB sequence number
- <v2> shows the data definition name
- <v3> shows the volume serial number where the STEPLIB dataset resides
- <v4> shows the STEPKIB dataset name

System action

The OMPE Collector initialization proceeds.

User response

None.

KO2Z057I OMPE Vvrm Subsystem message log %%%%%%%%%% %%%%%%%%%% RC=%%%%%%%% RSN=%%%%%%%%%

Explanation

In the log data set, the status of a dynamically added or removed message is indicated.

System action

The message log is activated or inactivated.

User response

None.

KO2Z058I OMPE Vvrm XCF gateway is at PTF maintenance level %%%%%%%%%%.

Explanation

At OMPE Collector initialization, the current maintenance level of the XCF gateway is displayed.

System action

The OMPE Collector initialization proceeds.

User response

None.

KO2Z059I OMPE Vvrm OMPEOPTS user option %%%%%%%%%% set to %%%%%%%%%%.

Explanation

At OMPE Collector initialization, the values of the real-time user options that are defined by the RKANPAR parameter library member OMPEOPTS are displayed.

System action

The OMPE Collector initialization continues.

User response

None.

KO2Z060E OMPE Vvrm SSM=%%%%%%%%% % IARV64 detach failed USERTKN=%%%%%%%%_%%%%%%%% RC=%%%%%%%% RSN=%%%%%%%%%

Explanation

The OMPE Collector subsystem failed to detach a 64-bit memory object.

System action

OMPE collector processing continues.

User response

Contact IBM support.

KO2Z061E OMPE Vvrm Member=%%%%%%%% No parm data found

Explanation

The OMPE Collector subsystem detected than invalid parameter data is specified.

System action

The subsystem function is abnormally terminated.

User response

Specify valid parameter data and re-execute the subsystem function.

KO2Z062E **OMPE Vvrm Member=%%%%
RID=%%%% KEY=%%%%%%%
unrecognized/misplaced keyword**

Explanation

The subsystem detected an incorrect parameter record while reading the indicated member name. The RID= value identifies the member record number and the KEY= value identifies the incorrect keyword.

System action

The subsystem function terminated.

User response

Correct the problem and re-execute the subsystem function.

KO2Z063E **OMPE Vvrm Member=%%%%
unsupported**

Explanation

The subsystem parse routine detected an incorrect input member name.

System action

The subsystem function is abnormally terminated.

User response

Specify a supported member name and re-execute the subsystem function.

KO2Z064E **OMPE Vvrm XCF timer reset error
XCFTIMER=%% is invalid**

Explanation

The subsystem parse routine detected that an invalid XCF timer value was specified.

System action

The subsystem command is abnormally terminated.

User response

Specify a numeric timer interval when executing the command.

KO2Z065E **OMPE Vvrm Member=%%%%
initialization failed**

Explanation

The subsystem failed to parse and initialize the specified member record data.

System action

The subsystem function is abnormally terminated.

User response

Specify valid member data keywords and re-execute the subsystem function.

KO2Z069E **OMPE Vvrm Server virtual
storage limit MEMLIMIT(x"!!!!!!
_!!!!!!"MB) setting discovered**

Explanation

The OMPE Collector subsystem discovered the 61-bit memory object setting value specified for the OMPE Collector started task.

System action

None.

User response

None.

KO2Z069I **OMPE Vvrm The value for the
virtual storage limit of the server
is MEMLIMIT(%%%%%%%%).**

Explanation

Depending on the specified value for the virtual storage limit of the server, one of the following messages might be displayed:

Not specified

KO2Z035I OMPE Vvrm The value for the virtual storage limit of the server is MEMLIMIT(NOLIMIT).

MEMLIMIT=NOLIMIT

KO2Z035I OMPE Vvrm The value for the virtual storage limit of the server is MEMLIMIT(NOLIMIT).

MEMLIMIT=4M

KO2Z069I OMPE Vvrm The value for the virtual storage limit of the server is MEMLIMIT(x"00000000_00000004"MB).

The maximum value that can be specified for MEMLIMIT is 2048M.

KO2Z073E **OMPE Vvrm Virtual storage heap %
%%% element %%%%% failed.
RC=%%%% RSN=%%%%%%**

Explanation

An internal error occurred.

System action

The virtual storage heap request failed with error codes and reason codes.

User response

Check the error codes and the reason codes for more information.

KO2Z074I **OMPE Vvrm DAPICOMM structure table %%%%%%%%%% RC=%% % RSN=%%%%%%%%%%**

Explanation

The status of the Common Collector structure that is used to communicate the D5API request from the Agent address space is shown.

System action

The initialization of the OMGAMON Collector continues.

User response

None.

KO2Z075I **OMPE Vvrm Common field table initialization completed. RC=%% % RSN=%%%%%%%%%%**

Explanation

The initialization of the common field table is completed. The common field table is a dictionary that contains all data fields and their describing attributes. It is shared among the components within the address space. The common field table is prerequisite for the proper function of the user interfaces.

System action

None.

User response

None, if the return codes and the reason codes are set to zero. Otherwise, contact IBM Support.

KO2Z076I **OMPE Vvrm Common field table release completed. RC=%% % RSN=%%%%%%%%%%**

Explanation

The common field table is released.

System action

None.

User response

None if the return codes and the reason codes are set to zero. Otherwise, contact IBM Support.

KO2Z077I **OMPE Vvrm CMD Display**

Explanation

Shows the first line of the multi-line write to operator (WTO) message output. This message is followed by multi-line WTO data lines.

System action

The command output is displayed.

User response

None.

KO2Z078I *display text from command D OMPE, STATUS*

Explanation

Shows the DISPLAY OMPE,STATUS command data lines. This message displays the following information:

- Subsystem name
- Subsystem initialization date and time
- Current TRACE status selected
- Current DEBUG status selected
- SMF record number (currently unused)
- PARMLIB(RKD2PAR) OMPE*nn* member name selected
- PARMLIB(RKD2PAR) OMPE*nn* member parameter data set name selected
- LOADLIB(TKANMOD) Load module data set name selected
- Status of the Event Notification Facility Task (ENF) – (currently unused)
- Name of the sysplex selected
- Name of the XCF group selected
- SSI processing trap selected for TSO/E user IDs (currently set to none)

- SSI processing trap selected for STC address spaces (currently set to none)
- SSI processing trap selected for JOB address spaces (currently set to none)
- SVC screening member name selected (currently unused)
- Name of the automatic command member name (currently unused)
- Name of the system-level name/token pair created by the subsystem
- The input parameters specified in the INITPARM SSI keyword to initialize the subsystem
- Name of the generic operator command interface member (currently unused)
- Subsystem load module protection option selected
- Resource manager interface member name selected (currently unused)
- Resource manager interface abend limit (currently unused)
- Current setting of the RKD2PAR member refresh status (currently set to LOCK)
- Type of cross-memory environment selected and created by the subsystem
- Maximum number of XCF subtasks requested to be attached to process Receive requests

System action

The command data output is displayed.

User response

None.

KO2Z079I *Display end line from command D
OMPE, STATUS*

Explanation

Shows the DISPLAY OMPE,STATUS command end line.

System action

The command end line is displayed.

User response

None.

KO2Z080I **OMPE Vvrm Subsystem debug
mode is %%%**

Explanation

This message is displayed in response to the VARY OMPE,DEBUG=[ON|OFF] subsystem command.

System action

The command is successfully executed.

User response

None.

KO2Z081I **OMPE Vvrm Subsystem has been
[Activated | Inactivated]**

Explanation

This message is displayed in response to the VARY OMPE,[ACTIVE|INACTIVE] subsystem command.

System action

The command is successfully executed.

User response

None.

KO2Z083E **OMPE Vvrm Invalid subsystem
command. CMD=%%%**

Explanation

A not valid subsystem command was issued.

System action

The subsystem command is rejected.

User response

Specify a valid subsystem command.

KO2Z085I **OMPE Vvrm Subsystem Trace
mode is [ON|OFF]**

Explanation

This message is displayed in response to a VARY OMPE,TRACE=[ON|OFF] command.

System action

The trace mode status is set to the specified state.

User response

None.

KO2Z086I **OMPE Vvrm XCF gateway
initialization %%%%%%%%%%**

Explanation

The current status of the XCF gateway component is displayed. Values might be INITIALIZED or FAILED.

System action

If the initialization of the OMEGAMON for Db2 PE Collector is not completed, the status FAILED is displayed. The OMEGAMON for Db2 PE Collector ends abnormally.

User response

None.

KO2Z087W **OMPE Vvrm Subsystem shutdown
already in progress. Command
rejected**

Explanation

A previous subsystem Shutdown command request is already in progress. The system is being shut down and will not accept additional Shutdown command requests.

System action

The current Shutdown command is rejected.

User response

None.

KO2Z090E **OMPE Vvrm SUB=%%%% REL=%
%%% subsystem name unusable.
Choose a different name RC=!!!!
RSN=!!!!!!!**

Explanation

The OMPE collector subsystem initialization detected that the specified subsystem name on the PARM= keyword of the OMPE Collector started task JCL procedure cannot be activated.

System action

OMPE Collector initialization is abnormally terminated.

User response

Contact IBM support.

KO2Z091E **OMPE Vnnn Collector address
space is terminating due to
PESERVER failure.**

Explanation

The PESERVER subtask failed. It cannot be restarted due to several ABENDS.

System action

The OMEGAMON Collector address space is terminated.

User response

Restart the OMEGAMON Collector address space. If the failure persists, contact IBM Support.

KO2Z092E **OMPE Vvrm Collector <V1>
Function=<V2> failed. SSM=<V3>
RC=<V4> RSN=<V5>**

Explanation

An error occurred.

- <V1> is the function ID.
- <V2> is the function routine name.
- <V3> is the failing Collector subsystem module.
- <V4> is the return code that is returned from the function routine.
- <V5> is the reason code that is returned from the function routine.

System action

The OMEGAMON for Db2 PE Collector is abnormally terminated.

User response

Contact your systems programmer.

KO2Z092I **OMPE Vvrm XCF gateway data
receive tasks shortage relieved**

Explanation

The shortage of the tasks to receive data is relieved.

System action

The processing of incoming tasks to receive data continues.

User response

None.

KO2Z095E OMPE Vvrm % error RC=% % DDN=% % MEM=% % LIB=% %

Explanation

The OMPE collector initialization detected an error in the OMPE collector configuration.

System action

OMPE Collector initialization is abnormally terminated.

User response

Correct the configuration and restart the OMPE Collector.

KO2Z096E OMPE Vvrm APF-authorization required RC=% % RSN=% % % LIB=% % % % %

Explanation

The OMPE collector initialization detected that the specified load module library needs to be APF-authorized.

System action

OMPE Collector initialization is abnormally terminated.

User response

APF-authorize the identified load module library and restart the OMPE Collector.

KO2Z097E OMPE Vvrm MEMBER=% % % % % % ECSA storage obtain failure

Explanation

The OMPE collector initialization could not obtain the required common storage buffer to complete the specified function.

System action

OMPE Collector initialization is abnormally terminated.

User response

Contact your systems programmer.

KO2Z099E OMPE Vvrm Parse error Member=% % % % keyword table overflow

Explanation

The subsystem keyword parser detected an error while parsing keyword data from the indicated member.

System action

The parse function is terminated.

User response

Contact IBM support.

KO2Z200I OMPE Vvrm Load modules loaded from LIB=% % % % %

Explanation

All required subsystem load modules have been successfully loaded from the specified load module library by the loader function of the OMPE subsystem.

System action

Subsystem initialization continues.

User response

None.

KO2Z201E OMPE Vvrm DYNALLOC Error. ERR=% % INFO=% % LIB=% % % %

Explanation

A dynamic allocation error was detected during subsystem initialization.

System action

Subsystem initialization terminated.

User response

Verify that the correct library name was specified and restart the OMPE subsystem.

KO2Z202E OMPE Vvrm Subsystem load library OPEN error LIB=% % % % % %

Explanation

A data set Open error was detected during subsystem initialization processing.

System action

Subsystem initialization is abnormally terminated.

User response

Contact IBM support.

KO2Z203E	OMPE Vvrm BLDL failed for MOD=%%%% from LIB=%%%% %%
-----------------	--

Explanation

Subsystem initialization could not locate a required load module in the specified load module library.

System action

Subsystem initialization is abnormally terminated.

User response

Verify that the correct load module library has been specified. Correct the problem and restart the OMPE Collector.

KO2Z204E	OMPE Vvrm ECSA load error MOD=%%%%%%%% from LIB=%% %%
-----------------	--

Explanation

Subsystem initialization could not load the required load modules in the common service area.

System action

Subsystem initialization is abnormally terminated.

User response

Contact your systems programmer.

KO2Z205E	OMPE Vvrm APF-auth error MOD=%%%% from LIB=%%%% %%
-----------------	---

Explanation

Subsystem initialization processing encountered an authorization error.

System action

Subsystem initialization is abnormally terminated.

User response

Contact your systems programmer.

KO2Z206E	OMPE Vvrm TKANMOD DCB storage obtain failed LIB=%%%% %%
-----------------	--

Explanation

Subsystem initialization processing could not obtain 24-bit virtual storage in the OMPE Collector address space required to dynamically define a DCB control block.

System action

Subsystem initialization is abnormally terminated.

User response

Contact your systems programmer.

KO2Z210E	OMPE Vvrm ATTACH call error LMOD=%%% ARC=%%%% RC=% %%% RSN=%%%%
-----------------	--

Explanation

The Attach service request failed to attach the indicated specified load module.

System action

The Attach service request is abnormally terminated.

User response

Contact IBM support.

KO2Z220E	OMPE Vvrm OMPECT control structure ESQA storage obtain failed
-----------------	--

Explanation

Subsystem initialization processing could not obtain ESQA storage for the OMPECT common control structure.

System action

Subsystem initialization is abnormally terminated.

User response

Contact your systems programmer.

K02Z221I **OMPE Vvrm Load module page protection is active**

Explanation

Subsystem initialization successfully page-protected all commonly loaded load modules.

System action

Subsystem initialization continues.

User response

None.

K02Z222I **OMPE Vvrm PTRACE=ON Activated for MOD=%%%%**

Explanation

Subsystem initialization successfully activated SYSTRACE processing. Entry and exit subsystem functions are recorded in the z/OS SYSTRACE table.

System action

Subsystem initialization continues.

User response

None.

K02Z603E **OMPE Vvrm EOT resource manager %%%%%% abnormally terminated**

Explanation

The indicated end-of-task OMPE Collector subsystem resource manager abnormally terminated.

System action

OMPE Collector processing continues.

User response

Contact IBM support.

K02Z604E **OMPE Vvrm EOM resource manager %%%%%% abnormally terminated**

Explanation

The indicated end-of-memory OMPE Collector subsystem resource manager abnormally terminated.

System action

OMPE Collector processing continues.

User response

Contact IBM support.

K02Z605E **OMPE Vvrm %%%% resource manager %%%%%% abnormally terminated**

Explanation

The identified OMPE Collector subsystem resource manager abnormally terminated.

System action

OMPE Collector processing continues.

User response

Contact IBM support.

K02Z606I **OMPE Vvrm Defined zIIP CPUsIDs: %%%,%%%,%%%,%%%,%%%,%%%,%%%,%%%,%%%,%%%**

Explanation

At OMPE Collector initialization, the number of zIIP processors that are currently defined for the MVS image are indicated.

System action

The OMPE Collector initialization continues.

User response

None.

K02Z608I **OMPE Vvrm No data to display. CMD=%%%**

Explanation

A subsystem command was issued and there is no output data to display.

System action

Subsystem processing continues.

User response

None.

K02Z609E **OMPE Vvrm Structure error detected by command routine=%
%%%**

Explanation

A subsystem command was issued and an abend condition was detected.

System action

The command is rejected.

User response

Contact IBM support.

K02Z611E **OMPE Vvrm Parse error. Keyword not found. Member=%%%%
KEY=%%%%**

Explanation

A parsing error was encountered for the specified member name. The error is identified by the KEY= keyword.

System action

Subsystem function processing is terminated.

User response

Correct the error and re-execute the subsystem function.

K02Z612E **OMPE Vvrm Parse error. Invalid keyword table supplied**

Explanation

An internal parsing error was detected by the subsystem parsing routine.

System action

Subsystem function processing is terminated.

User response

Contact IBM support.

K02Z613I **Vvrm CMD Display nnn**

Explanation

This message is displayed as a data line of a multi-line write to operator (WTO) message in response to a DISPLAY OMPE, DIAGS command.

System action

The command is executed.

User response

None.

K02Z615I **Vvrm CMD Display nnn**

Explanation

This message is displayed as a data line of a multi-line write to operator (WTO) message in response to a DISPLAY OMPE, ZAP command. The following information is displayed:

Module

The name of the subsystem control section

Version

The control section subsystem version number

Level

The current PTF level

Date

The assembled date

Time

The assembled time

Trace

The current trace option status

System action

The command is executed.

User response

None.

K02Z616I **Vvrm CMD Display nnn**

Explanation

This message is displayed as data line of a multi-line write to operator (WTO) message in response to a global storage list (GSL) DISPLAY OMPE, GSL command. The following information is displayed:

GSL=nnn

The number of GSL structures currently created by the subsystem.

SP=nnn

The storage subpool number of the GSL structure.

EPA=entry

The entry point address of the GSL processing routine.

InUse

The number of GSL entries currently used by the subsystem.

Freed

The number of GSL entries freed by the subsystem.

TotalStg

The total amount of common virtual storage used by the subsystem.

Next-GSL

The address of the next GSL structure.

Address

The address of the common virtual storage element.

Xlength

The length of the common storage element.

SP

The subpool number of the virtual storage element.

Key

The storage protection key of the current storage element.

FreeWhen

When will the virtual storage element be freed.

Owner

The owner of the virtual storage element.

System action

The command is executed.

User response

None.

KO2Z618E OMPE Vvrm LXRES linkage index reserve failed
Explanation

The subsystem could not obtain a system linkage index required to build the cross-memory environment.

System action

Subsystem function processing is terminated.

User response

Contact your systems programmer.

KO2Z619E OMPE Vvrm ETCRE entry table create failed
Explanation

The subsystem could not create a cross-memory environment entry table entry.

System action

Subsystem function processing is terminated.

User response

Contact IBM support.

KO2Z620E OMPE Vvrm ETCON entry table connect failed
Explanation

The subsystem failed to connect a cross-memory environment entry table.

System action

Subsystem function processing is terminated.

User response

Contact IBM support.

**KO2Z621E OMPE Vvrm Cross-memory environment creation failed.
CALL=%%%% ABEND=%%%%
RSN=%%%%%**
Explanation

The subsystem abnormally terminated while trying to create the required cross-memory environment.

RSN= indicates the reason code. For more information, see "[KO2Z reason codes](#)" on page 467.

System action

Subsystem processing is abnormally terminated.

User response

Contact IBM support.

KO2Z622E OMPE Vvrm Task level name/token pair %%%% failed RC=%%%%
Explanation

The subsystem could not create a task level name/token pair.

- RC= indicates the return code. For more information, see [“KO2Z return codes” on page 467](#).

System action

Subsystem processing is abnormally terminated.

User response

Contact IBM support.

KO2Z623I	OMPE Vvrm Cross-memory environment successfully created
-----------------	--

Explanation

The subsystem successfully created the required cross-memory environment.

System action

Subsystem processing continues.

User response

None.

KO2Z624E	OMPE Vvrm Cross-memory environment creation failed RC=% %%% RSN=%%%%
-----------------	---

Explanation

The subsystem could not create the required cross-memory environment.

- RC= indicates the return code. For more information, see [“KO2Z return codes” on page 467](#).
- RSN= indicates the reason code. For more information, see [“KO2Z reason codes” on page 467](#).

System action

The cross-memory environment is not created.

User response

Contact IBM support.

KO2Z625E	OMPE Vvrm %%%% Module %%% % ABENDs exceeded and has been disabled
-----------------	--

Explanation

The indicated load module has exceeded the number of allowed abends and has been disabled.

System action

Future calls to the indicated module will be rejected.

User response

Contact IBM support.

KO2Z631I	OMPE Vvrm SSM=%%%%% %% RESMGR=%%%%%%% environmental error
-----------------	--

Explanation

The OMPE Collector subsystem detected an environmental error associated with the identified resource termination manager.

System action

OMPE Collector processing continues.

User response

Contact IBM support.

KO2Z636I	Vvrm CMD Display nnn
-----------------	-----------------------------

Explanation

This message is displayed in response to a DISPLAY OMPE, XCF command.

System action

The command is executed.

User response

None.

KO2Z637E	OMPE Vvrm XCF environment creation failed RC=%%% RSN=%%%%
-----------------	--

Explanation

The cross-coupling facility communication interface component failed to initialize.

- RC= indicates the return code. For more information, see [“KO2Z return codes” on page 467](#).
- RSN= indicates the reason code. For more information, see [“KO2Z reason codes” on page 467](#).

System action

The cross-coupling facility communication environment is not initialized.

User response

Contact IBM support.

KO2Z638I OMPE Vvrm Session %%%%%%%%%%
%/%%%%%%%%% joined XCF: %
%%%%%%%%%/%%%%%%%%% (%
%%%%%%%%%).

Explanation

A classic Collector session or a common Collector session joined the specified XCF group name. The XCF member name, the LU name, and the maintenance level are indicated.

System action

None.

User response

None.

KO2Z639E OMPE Vvrm XCF request %%%
SSM=%% failed RC=%%
RSN=%%

Explanation

The cross-coupling facility communication interface component issued an XCF request and the request failed.

- RC= indicates the return code. For more information, see “KO2Z return codes” on page 467.
- RSN= indicates the reason code. For more information, see “KO2Z reason codes” on page 467.

System action

The XCF service request caller is notified about the failure with return and reason codes.

User response

Contact IBM support.

KO2Z640I OMPE Vvrm XCF SYSPLEX=%%
% GROUP=%% MEMBER=%%
%

Explanation

This message shows sysplex name, group name, and member name associated with a specific service request.

System action

None.

User response

None.

KO2Z641E OMPE Vvrm IRB failed to attach %
%% ABEND=%% RSN=%%
%%

Explanation

An Attach failure on behalf of the Attach service requestor occurred.

System action

The Attach service request is terminated.

User response

Contact IBM support.

KO2Z642E OMPE Vvrm XCF SEND request
failed fetch/store access SSM=%%
%% RC=%% RSN=%%

Explanation

The XCF Send service request failed while validity-checking input parameter structures.

System action

The XCF initialization task is terminated.

User response

Contact IBM support.

KO2Z643E OMPE Vvrm Receive task %%%
%% disconnected from XCF
group %%% member %
%%%%%%%%

Explanation

The classic session successfully disconnected from the identified XCF group name and member name.

System action

None.

User response

None.

KO2Z643W **OMPE Vrm The XCF requestor is no longer connected. RSN=!!!!!!**
ARSN=%%%%%%%% %%%=%
%%%%%%%%%-%%%%%%%%

Explanation

The response for DB2 performance data is cancelled because the requestor is no longer active.

System action

The XCF gateway component storage releases the response data buffer.

User response

Check the RSN= reason code for additional diagnostic information.

KO2Z644E **OMPE Vvrm XCF service failed**
MOD=%%%% ABEND=%%%%
RSN=%%%%

Explanation

A failure in the XCF service routine occurred.

System action

The XCF-related function is terminated.

User response

Contact IBM support.

KO2Z646E **OMPE Vvrm XCF %%%%%%%%%% failed SR=%%%/%% RC=%%%**
% RSN=%% MEMBER=%%%
%%%%%%%%%

Explanation

Errors occurred in the XCF Message Receive routine.

System action

The Message Receive request is rejected.

User response

This error is possibly caused because a member of the OMPEXCF group is terminating. Verify that the XCF member is still in the system. If not, restart the member.

KO2Z647E **OMPE Vvrm XCF SCHEDIRB failed**
MOD=%% RC=%% RSN=%%
%%

Explanation

The XCF Message Receive routine could not schedule a Send request to the target member.

System action

The Message Receive request is rejected.

User response

Contact IBM support.

KO2Z648E **OMPE Vvrm XCF Load failed**
for SSM=%% ABEND=%%
RSN=%%

Explanation

The target load module specified on the CALL= operand of the Send service request could not be z/OS loaded.

System action

The Send service request is terminated with return and reason codes.

User response

Contact IBM support.

KO2Z649E **OMPE Vvrm XCF component LOAD failed SSM=%% RC=%%**
RSN=%%

Explanation

The component load module specified on the CALL= operand of the Send service request could not be z/OS loaded.

System action

The Send service request is terminated with return and reason codes.

User response

Contact IBM support.

KO2Z650I **OMPE Vvrm User options member %%%%%%%%%% not found in RKANPAR.**
Using internal defaults

Explanation

The user options member could not be found in the RKANPAR parameter dataset concatenation.

System action

The OMPE Collector initialization continues using all internal defaults.

User response

None.

KO2Z652E	OMPE Vvrm SSM=%%%% send request failed RC=%%%% RSN=%%%%
-----------------	--

Explanation

The XCF Send service request failed to complete.

System action

The Send service request is rejected.

User response

Contact IBM support.

KO2Z653E	OMPE Vvrm System level name/token pair %%%% RC=%%%% SSM=%%%%
-----------------	---

Explanation

A system level token could not be created or deleted.

System action

The OMPE Collector initialization is abnormally terminated.

User response

Contact IBM support.

KO2Z654E	OMPE Vvrm XCF environmental error RC=%%%% RSN=%%%% SR=%%%%/IXCMSGO MEMBER=%%%% %%%%
-----------------	--

Explanation

The XCF component detected an internal error while processing a Data Send or Data Receive request.

System action

The XCF request is abnormally terminated.

User response

Contact IBM support.

KO2Z655I	OMPE Vvrm display text OMPEXCQ
-----------------	---------------------------------------

Explanation

This message is displayed in response to OMPE/XCF command D OMPE,XCFQ, which displays the status of all OMPEXCFC cell pools.

SysPlex

Shows the name of the sysplex.

Group

Shows the OMPE/XCF group name in use.

XMEMpool

Shows the address of the member cell pool.

GetCell

Shows the number of get cell requests.

FreeCell

Shows the number of free cell requests.

System action

The command output is displayed.

User response

None

KO2Z656E	OMPE Vvrm Data space %%%% % failed SSM=%%%% RC=!!!! RSN=!!!!!!'
-----------------	--

Explanation

The XCF component failed to create or delete a required data space.

System action

The XCF component is abnormally terminated.

User response

Contact IBM support.

KO2Z657E	OMPE Vvrm XCF response failed RC=%%%% RSN=%%%% SENDER=%%%% RECEIVER=%%%%
-----------------	---

Explanation

The XCF request for data failed to complete.

System action

The XCF request is abnormally terminated.

User response

Contact IBM support.

KO2Z658 **OMPE Vvrm The dependent WLM Enclave %%%%%%%%% failed. RC=%%%%%%%%% RSN=%%%%%%%%%**

Explanation

The WLM enclave to support the zIIP enablement services failed to initialize.

System action

The initialization of the OMEGAMON Collector continues.

User response

Check the error codes and the reason codes for more information.

KO2Z659I **OMPE Vnnn WLM Enclave%%%%%%%% successful. IIPHONORPRIORITY=%%% zIIPs=%%%%%%%%%.**

Explanation

The zIIP offload WLM enclave is created or deleted. The message field IIPHONORPRIORITY= shows the value that is specified in the IEAOPTxx member of the MVS PARMLIB.

- If IIPHONORPRIORITY=NO is specified, standard processors do not process zIIP workloads.
- If IIPHONORPRIORITY=YES is specified, standard processors process zIIP workloads.

The message field zIIPs= shows the number of online zIIP processors that are detected by the OMPE Collector initialization process.

System action

The initialization of the subsystem continues.

KO2Z660 **OMPE Vvrm zIIP Enablement failed. RC=%%%%%%%%% RSN=%%%%%%%%%**

Explanation

The WLM enclave to support the zIIP enablement services is initialized successfully.

System action

The initialization of the OMEGAMON Collector continues.

User response

None.

KO2Z661E **OMPE Vvrm The zIIP service failed. SSM=%%%%%%%%% ABEND=%%%%%%%%% RSN=%%%%%%%%%**

Explanation

A processing failure is indicated by the zIIP enablement and disablement services component.

System action

The zIIP service request failed with an U2008 ABEND code and reason code.

User response

Check the reason codes for more information.

KO2Z662I **OMPE Vnnn Common routing table task %%%%%%%%% AUTOTIME=%%%%%%%%% ROUT=%%%%%%%%%**

Explanation

The message field %%%%%%%%% shows one of the following status messages:

CIFI failed

The initialization of the IFI processing failed.

Defaults to

The AUTOTIME real time option is not specified. A default interval of 5 seconds is used when copying the PE Server routing table to the common routing table.

Initialized

The DB2 routing table is initialized successfully.

OverflowErr

The PE Server routing table storage size does not match the common routing table storage size.

Parse error

The AUTOTIME real time option that is specified in the OMPEOPTS real time options member is invalid. An interval of 5 seconds is used when copying the PE Server routing table to the common routing table.

Terminated

The virtual storage of the DB2 routing table is released successfully.

Wait-PEinit

The initialization of the DB2 routing table is waiting for the PESERVER initialization to complete.

The message field *AUTOTIME*= specifies the number of seconds at which the DB2 routing table is refreshed.

The message field *ROUT*= shows the ECSA virtual storage address of the DB2 routing table.

System action

The initialization of the subsystem continues.

KO2Z663I OMPE Vnnn The PESERVER subtask DGOVMSTR restarted successfully. RC=%%%% RSN=%%%% TCB=%%%%

Explanation:

The PESERVER master subtask failed because DB2 stopped. The PESERVER master subtask restarted successfully.

KO2Z664I OMPE Vvrm The PESERVER subtask %%%%%%%%%% completed successfully.

Explanation:

The PESERVER master subtask completed successfully.

KO2Z667I OMPE Vvrm XCF Gateway message ID Ko2Z665W suppressed. LPAR=%%%%%%%%% COUNT=%%%%%%%%%

Explanation

The XCF send service request was sent to LPAR %%%%%%%%%%.

The message ID KO2Z665W was suppressed %%%%%%%%%% times.

System action

The XCF send service request is rejected.

User response

Start the OMEGAMON PE Collector on the target LPAR.

KO2Z665W LPAR=*Lparname* not connected to service XCF request SSID=*Subsystem-ID* CBA=*Service-request* RSN=*Reason-code*.

Explanation

- *Lparname* specifies the remote XCF gateway target LPAR.
- *Subsystem-ID* specifies the target DB2 subsystem.
- *Service-request* specifies the remote control block access request routine
- *Reason-code* is RSN=0000 1292 for version 5.1.0 or RSN=0000 1396 for version 5.1.1

A member of the XCF-gateway sent a request to a member (LPAR) that resides on a remote XCF-gateway. The member on the remote XCF-gateway is not yet fully initialized, or it does not exist. Therefore DB2 subsystem monitoring data cannot be exchanged with the specified remote XCF gateway.

User response

Verify that the remote XCF-Gateway LPAR is successfully initialized and connected. Restart the request.

KO2Z668E OMPE Vvrm NTH SRB ABENDEd. CC=%%%%%%%%% ABEND CODE=%%%%%%%%% RSN=%%%%%%%%%

Explanation

Near Term History collector instance terminated abnormally while running in enclave SRB-mode on a zIIP processor.

System action

The NTH collector instance is abnormally terminated.

User response

Contact IBM Support.

KO2Z669W The maintenance level of the XCF gateway is not compatible with OMEGAMON for Db2 PE <V1>. Sending system:<V2>/<V3>. Receiving system:<V4>/<V5>

Explanation

The PTF maintenance levels of the sending and the receiving OMEGAMON Collector XCF gateway must be the same.

- <V1> is version 5.4.0.
- <V2> is the name of the sending system where the local OMEGAMON Collector is running.

**% MEMBER=%%%%%%%%%%
%%%%%%%% response not received**

Explanation

This message is issued by the OMPE Collector subsystem XCF component to indicate that a request for DB2 performance data sent to a remote LPAR/VMID did not receive a response.

System action

The Send service request is abnormally terminated.

User response

Contact IBM support.

**KO2Z895E OMPE Vvrm SSI Module %%%%%%%%%
exceeded execution limit**

Explanation

The indicated load module has exceeded its execution limit.

System action

The z/OS subsystem interface (SSI) function is abnormally terminated.

User response

Contact IBM support.

**KO2Z896E OMPE Vvrm SSM=%%%%%%%%%
exceeded %% seconds execution
time limit**

Explanation

This message is issued by the OMPE Collector subsystem XCF component to indicate that the specified load module has exceeded its execution limit.

System action:

The request is abnormally terminated.

User response

Contact IBM support.

**KO2Z900I OMPE Vvrm Subsystem Shutdown
in Progress**

Explanation

The VARY OMPE,SHUTDOWN command is currently being processed.

System action

The subsystem initiates shutdown processing.

User response

None.

**KO2Z901W OMPE Vvrm XCF gateway data
receive tasks shortage detected**

Explanation

Tasks to receive data are currently busy processing the corresponding requests.

System action

Requests to receive data are queued for later processing.

User response

You might want to increase the number of XCF gateway RECEIVE tasks that are specified by the XCFTASKS OMPEOPTS user option and restart the tasks that were started by the OMEGAMON for Db2 PE Collector.

**KO2Z902I OMPE Vvrm XCF gateway data
receive tasks shortage relieved**

Explanation

The shortage of the tasks to receive data is relieved.

System action

The processing of incoming tasks to receive data continues.

User response

None.

**KO2Z904E OMPE Vvrm System level name/
token pair delete failed RC=%%%
%%%**

Explanation

The subsystem could not delete a system level name/token pair.

- RC= indicates the return code. For more information, see [“KO2Z return codes” on page 467](#).

System action

The subsystem is abnormally terminated.

User response

Contact IBM support.

KO2Z907I	OMPE Vvrm System level name/ token pair retrieve failed RC=%% %%%
-----------------	--

Explanation

The subsystem could not retrieve a system-level name/token pair.

- RC= indicates the return code. For more information, see “KO2Z return codes” on page 467.

System action

The subsystem terminated.

User response

Contact IBM support.

KO2Z920I	OMPE Vvrm Command successfully issued
-----------------	--

Explanation

The issued command has been successfully executed.

System action

The command is executed.

User response

None.

KO2Z921E	OMPE Vvrm Invalid PARM specified. Function terminated
-----------------	--

Explanation

The subsystem utility program detected a not valid input parameter.

System action

The utility function is terminated.

User response

Correct the problem and re-submit the utility request.

KO2Z922E	OMPE Vvrm Command not allowed from TSO/E Session
-----------------	---

Explanation

The utility program cannot be executed from a TSO/E session as a called program or command processor.

System action

The utility function is terminated.

User response

Execute the utility function as a batch job or started task.

KO2Z923E	OMPE Vvrm Subsystem %%% not found. Reset rejected
-----------------	--

Explanation

The subsystem utility program cannot locate the indicated OMPE subsystem that has been requested as a target of the reset function.

System action

The utility function is terminated.

User response

Specify a valid OMPE subsystem name and re-execute the utility function.

KO2Z924I	OMPE Vvrm Subsystem %%% Successfully reset
-----------------	---

Explanation

The subsystem utility program successfully reset the indicated OMPE subsystem name.

System action

The indicated OMPE subsystem name is reset.

User response

None.

KO2Z926E	OMPE Vvrm Unable to post asynchronous API caller SSM=<V1> RC=<V2> RSN=<V3>
-----------------	---

Explanation

An error occurred when trying to post the API caller.

- <V1> is the failing OMEGAMON for Db2 PE Collector subsystem module name.
- <V2> is the return code that is issued by the failing module.

- <V3> is the reason code that is issued by the failing module.

System action

The asynchronous API call is abnormally terminated.

User response

Contact your system programmer.

K02Z956I OMPE Vvrm Subsystem has been successfully shut down

Explanation

None.

System action

Subsystem processing is terminated.

User response

None.

K02Z957I OMPE Vvrm is issued on behalf of PE Server subtask %%%%%%%%%% QN=%%%%%%%% RN=%%%%%%%%

Explanation

A resource serialization request has been issued by the PE Server subtask to alert OMPE components that normal PESERVER termination is in progress:

- <v1> shows the type of serialization request
- <v2> shows the resource major name
- <v3> shows the resource minor name

System action

OMPE Collector address space termination continues

User response

None.

K02Z958I OMPE V530 PE Server RTG service request failed. RC=000C RSN=%%%%%%%%

Explanation

The OMPE Collector subsystem was unable to process a common collector request for DB2 performance monitoring data.

- *RC=000C* indicates that a severe error occurred processing an initialization function.
- *RSN=* shows the reason code associated with the error return code.
- *RSN=00091228* OMPE Collector started task address space is not up and running.
- *RSN=00091232* OMPE Collector started task address space not responding.

System action

The Service request for DB2 performance monitoring data is rejected.

User response

Start the OMPE Collector started task address space.

K02Z959I OMPE Vnnn Initialization verification procedures bypassed. EXECIVPS=NO

Explanation

The OMPE Collector subsystem by default, at initialization time, executes the initialization verification procedures. When EXECIVPS=NO is specified, the initialization verification procedures are bypassed.

System action

The initialization verification procedures are not processed.

User response

Specify EXECIVPS=YES in RK2DPAR member OMPEOPTS to have the initialization verification procedures executed during OMPE Collector started task address space initialization.

K02Z960E OMPE V530 PE Server environment error. RTG container address not initialized. RC=000C RSN=%%%%%%%%

Explanation

The OMPE Collector subsystem was unable to locate the PE Server list of monitored DB2 subsystems.

- *RSN=00088544* - PE Server subtask failed to properly initialize.
- *RSN=00088548* - PE Server routing table address of DB2 subsystems is not initialized.

- *RSN=00088552* - PE Server routing table structure failed validity checks.
- *RSN=00088556* - PE Server routing table monitored DB2 subsystem container contains zero entries.
- *RSN=00088560* - PE Server routing table monitored DB2 subsystems container contains.

System action

The OMPE Collector subsystem fails to initialize its internal structures that point to the PE Server list of monitored DB2 subsystem. Classic and Common Collector sessions will fail display any monitored DB2 subsystem data.

User response

Review the job log for additional error messages that may have been issued by the PE Server component and verify that the RKD2PAR member OMPEMSTR does not contain validity check errors.

KO2Z961I **OMPE Vvrm OMPE Collector does not support executing in a reusable ASID**

Explanation

The OMPE Collector address space has been started in a reusable ASID which is not supported.

System action

OMPE Collector address space is abnormally terminated.

User response

Start the OMPE Collector without specifying REUSASID=YES.

KO2Z962E **OMPE Vvrm Class PE routing service error. SSM=%%%%%%%%%%**

**%% SSID=%%%% RC=%%%%
RSN=%%%%%%%%%%**

Explanation

A request to discover the status of a DB2 subsystem did not complete successfully.

- <v1> shows the requesting OMPE Collector subsystem module name
- <v2> shows the target DB2 subsystem identifier
- <v3> shows the service request return code
- <v4> shows the service request reason code

System action

The DB2 subsystem instance request is rejected.

User response

Start the OMPE Collector started task address space.

KO2Z999E **OMPE Vvrm Subsystem error. module=%%%%%%%%%%
ABEND=%%%% REASON=%%%%
%%%%%%%%**

Explanation

The OMPE subsystem recovery/termination manager indicates that the currently executing subsystem function was terminated.

System action

The subsystem might be shut down depending on the severity of the abend.

User response

Contact IBM support.

Product legal notices

This information was developed for products and services offered in the U.S.A.

This material may be available from IBM in other languages. However, you may be required to own a copy of the product or product version in that language in order to access it.

IBM may not offer the products, services, or features discussed in this document in other countries. Consult your local IBM representative for information on the products and services currently available in your area. Any reference to an IBM product, program, or service is not intended to state or imply that only that IBM product, program, or service may be used. Any functionally equivalent product, program, or service that does not infringe any IBM intellectual property right may be used instead. However, it is the user's responsibility to evaluate and verify the operation of any non-IBM product, program, or service.

IBM may have patents or pending patent applications covering subject matter described in this document. The furnishing of this document does not give you any license to these patents. You can send license inquiries, in writing, to:

IBM Director of Licensing IBM Corporation North Castle Drive Armonk, NY 10504-1785 U.S.A.

For license inquiries regarding double-byte (DBCS) information, contact the IBM Intellectual Property Department in your country or send inquiries, in writing, to:

Intellectual Property Licensing Legal and Intellectual Property Law IBM Japan Ltd. 19-21, Nihonbashi-Hakozakicho, Chuo-ku Tokyo 103-8510, Japan

The following paragraph does not apply to the United Kingdom or any other country where such provisions are inconsistent with local law: INTERNATIONAL BUSINESS MACHINES CORPORATION PROVIDES THIS PUBLICATION "AS IS" WITHOUT WARRANTY OF ANY KIND, EITHER EXPRESS OR IMPLIED, INCLUDING, BUT NOT LIMITED TO, THE IMPLIED WARRANTIES OF NON-INFRINGEMENT, MERCHANTABILITY OR FITNESS FOR A PARTICULAR PURPOSE. Some states do not allow disclaimer of express or implied warranties in certain transactions, therefore, this statement may not apply to you.

This information could include technical inaccuracies or typographical errors. Changes are periodically made to the information herein; these changes will be incorporated in new editions of the publication. IBM may make improvements and/or changes in the product(s) and/or the program(s) described in this publication at any time without notice.

Any references in this information to non-IBM Web sites are provided for convenience only and do not in any manner serve as an endorsement of those Web sites. The materials at those Web sites are not part of the materials for this IBM product and use of those Web sites is at your own risk.

IBM may use or distribute any of the information you supply in any way it believes appropriate without incurring any obligation to you.

Licensees of this program who wish to have information about it for the purpose of enabling: (i) the exchange of information between independently created programs and other programs (including this one) and (ii) the mutual use of the information which has been exchanged, should contact:

IBM Director of Licensing IBM Corporation North Castle Drive Armonk, NY 10504-1785 U.S.A.

Such information may be available, subject to appropriate terms and conditions, including in some cases, payment of a fee.

The licensed program described in this information and all licensed material available for it are provided by IBM under terms of the IBM Customer Agreement, IBM International Program License Agreement, or any equivalent agreement between us.

Any performance data contained herein was determined in a controlled environment. Therefore, the results obtained in other operating environments may vary significantly. Some measurements may have been made on development-level systems and there is no guarantee that these measurements will be the same on generally available systems. Furthermore, some measurements may have been estimated

through extrapolation. Actual results may vary. Users of this document should verify the applicable data for their specific environment.

Information concerning non-IBM products was obtained from the suppliers of those products, their published announcements or other publicly available sources. IBM has not tested those products and cannot confirm the accuracy of performance, compatibility or any other claims related to non-IBM products. Questions on the capabilities of non-IBM products should be addressed to the suppliers of those products.

All statements regarding IBM's future direction or intent are subject to change or withdrawal without notice, and represent goals and objectives only.

This information is for planning purposes only. The information herein is subject to change before the products described become available.

This information contains examples of data and reports used in daily business operations. To illustrate them as completely as possible, the examples include the names of individuals, companies, brands, and products. All of these names are fictitious and any similarity to the names and addresses used by an actual business enterprise is entirely coincidental.

COPYRIGHT LICENSE:

This information contains sample application programs in source language, which illustrate programming techniques on various operating platforms. You may copy, modify, and distribute these sample programs in any form without payment to IBM, for the purposes of developing, using, marketing or distributing application programs conforming to the application programming interface for the operating platform for which the sample programs are written. These examples have not been thoroughly tested under all conditions. IBM, therefore, cannot guarantee or imply reliability, serviceability, or function of these programs. The sample programs are provided "AS IS", without warranty of any kind. IBM shall not be liable for any damages arising out of your use of the sample programs.

Each copy or any portion of these sample programs or any derivative work, must include a copyright notice as follows:

© (your company name) (year). Portions of this code are derived from IBM Corp. Sample Programs. © Copyright IBM Corp. _enter the year or years_. All rights reserved.

If you are viewing this information softcopy, the photographs and color illustrations may not appear.

Programming interface information

This publication documents intended Programming Interfaces that allow the customer to write programs to obtain the services of OMEGAMON for Db2 Performance Expert.

This publication documents information that is NOT intended to be used as Programming Interfaces of OMEGAMON for Db2 Performance Expert.

This publication primarily documents intended Programming Interfaces that allow the customer to write programs to obtain the services of OMEGAMON for Db2 Performance Expert.

This publication also documents information that is NOT intended to be used as Programming Interfaces of OMEGAMON for Db2 Performance Expert. This information is identified where it occurs by an introductory statement to a topic or section.

This publication primarily documents information that is NOT intended to be used as Programming Interfaces of OMEGAMON for Db2 Performance Expert.

This publication also documents intended Programming Interfaces that allow the customer to write programs to obtain the services of OMEGAMON for Db2 Performance Expert. This information is identified where it occurs by an introductory statement to a topic or section.

Trademarks

IBM, the IBM logo, and [ibm.com](http://www.ibm.com)® are trademarks or registered trademarks of International Business Machines Corp., registered in many jurisdictions worldwide. Other product and service names might be trademarks of IBM or other companies. A current list of IBM trademarks is available on the web at "Copyright and trademark information" at <http://www.ibm.com/legal/copytrade.html>.

Adobe™, the Adobe logo, PostScript™, and the PostScript logo are either registered trademarks or trademarks of Adobe Systems Incorporated in the United States, and/or other countries.

Intel™, Intel logo, Intel Inside™, Intel Inside logo, Intel Centrino™, Intel Centrino logo, Celeron™, Xeon, Intel SpeedStep™, Itanium™, and Pentium™ are trademarks or registered trademarks of Intel Corporation or its subsidiaries in the United States and other countries.

Java and all Java-based trademarks and logos are trademarks or registered trademarks of Oracle and/or its affiliates.

Linux® is a registered trademark of Linus Torvalds in the United States, other countries, or both.

Microsoft™, Windows™, Windows NT™, and the Windows logo are trademarks of Microsoft Corporation in the United States, other countries, or both.

UNIX is a registered trademark of The Open Group in the United States and other countries.

Other company, product, and service names may be trademarks or service marks of others.

Terms and conditions for product documentation

Permissions for the use of these publications are granted subject to the following terms and conditions:

Applicability: These terms and conditions are in addition to any terms of use for the IBM website.

Personal use: You may reproduce these publications for your personal, noncommercial use provided that all proprietary notices are preserved. You may not distribute, display or make derivative work of these publications, or any portion thereof, without the express consent of IBM.

Commercial use: You may reproduce, distribute and display these publications solely within your enterprise provided that all proprietary notices are preserved. You may not make derivative works of these publications, or reproduce, distribute or display these publications or any portion thereof outside your enterprise, without the express consent of IBM.

Rights: Except as expressly granted in this permission, no other permissions, licenses or rights are granted, either express or implied, to the publications or any information, data, software or other intellectual property contained therein.

IBM reserves the right to withdraw the permissions granted herein whenever, in its discretion, the use of the publications is detrimental to its interest or, as determined by IBM, the above instructions are not being properly followed.

You may not download, export or re-export this information except in full compliance with all applicable laws and regulations, including all United States export laws and regulations.

IBM MAKES NO GUARANTEE ABOUT THE CONTENT OF THESE PUBLICATIONS. THE PUBLICATIONS ARE PROVIDED "AS-IS" AND WITHOUT WARRANTY OF ANY KIND, EITHER EXPRESSED OR IMPLIED, INCLUDING BUT NOT LIMITED TO IMPLIED WARRANTIES OF MERCHANTABILITY, NON-INFRINGEMENT, AND FITNESS FOR A PARTICULAR PURPOSE.

Privacy policy considerations

IBM Software products, including software as a service solutions, ("Software Offerings") may use cookies or other technologies to collect product usage information, to help improve the end user experience, to tailor interactions with the end user or for other purposes. In many cases no personally identifiable information is collected by the Software Offerings. Some of our Software Offerings can help enable you to collect personally identifiable information. If this Software Offering uses cookies to collect personally identifiable information, specific information about this offering's use of cookies is set forth below.

This Software Offering does not use cookies or other technologies to collect personally identifiable information.

If the configurations deployed for this Software Offering provide you as customer the ability to collect personally identifiable information from end users via cookies and other technologies, you should seek your own legal advice about any laws applicable to such data collection, including any requirements for notice and consent.

For more information about the use of various technologies, including cookies, for these purposes, see IBM's Privacy Policy at <http://www.ibm.com/privacy> and the section titled "Cookies, Web Beacons, and Other Technologies" in IBM's Online Privacy Statement at <http://www.ibm.com/privacy/details>. Also, see the "IBM Software Products and Software-as-a-Service Privacy Statement" at <http://www.ibm.com/software/info/product-privacy>.

Index

A

accessibility
overview [4](#)

C

command
 understanding syntax diagrams [1](#)
conventions [2](#)
cookie policy [517](#), [519](#)

E

error messages, IBM support [7](#)

I

IBM support [7](#)

L

legal notices
 cookie policy [517](#), [519](#)
 notices [517](#)
 programming interface information [517](#), [518](#)
 trademarks [517–519](#)

N

notices [517](#), [518](#)

O

overview [1](#)

P

programming interface information [517](#), [518](#)

S

screen readers and magnifiers [4](#)
service information [1](#)
support information [1](#)
syntax diagrams [1](#)

T

terminology used [3](#)
trademarks [517–519](#)



Product Number: 5655-W37

GH12-7067

