

IBM Z Decision Support

*CICS Performance Feature
Guide and Reference*

IBM

IBM Z Decision Support

*CICS Performance Feature
Guide and Reference*



Note

Before using this information and the product it supports, read the information in "Notices" on page 393.

Sixteenth Edition (July 2018)

This edition applies to version 1, release 9 of IBM Z Decision Support (program number 5698-B06) and to all subsequent releases and modifications until otherwise indicated in new editions.

© COPYRIGHT 21ST CENTURY SOFTWARE and © COPYRIGHT INTERNATIONAL BUSINESS MACHINES CORPORATION. ALL RIGHTS RESERVED. Note to U.S. Government Users -- Documentation related to restricted rights -- Use, duplication or disclosure is subject to restrictions set forth in GSA ADP Schedule Contract with IBM Corp. 2007, 2018

Contents

Figures	vii
--------------------------	------------

Preface	ix
--------------------------	-----------

Who should read this book	ix
What this book contains	x
Publications	x
IBM Z Decision Support library	x
Accessing terminology online	xii
Accessing publications online	xii
Accessing publications online	xii
Ordering publications	xii
Accessibility	xii
Tivoli technical training	xii
Support information	xii
Conventions used in this book.	xiii
Typeface conventions	xiii

Chapter 1. Introducing the CICS Performance feature **1**

Implementing performance management	1
Establishing performance objectives.	2
Defining performance objectives.	3
Collecting performance data	5

Chapter 2. CICS Performance Feature Guide **7**

Implementing the CICS Performance feature.	7
Planning the implementation process	7
Considering which components to install	8
Evaluating the CICS monitoring component	11
Evaluating the CICS OMEGAMON	
monitoring component	12
Evaluating the CICS statistics component	13
Evaluating the CICS transaction and	
unit-of-work analysis component	13
Evaluating the CICS transaction gateway	
component	14
Evaluating the Key Performance Metrics	
(KPM) CICS component	14
Making input data available.	14
Verifying CICS/ESA and CICS/TS	
requirements	15
Verifying CICS/MVS requirements	16
Verifying OMEGAMON XE for CICS	
requirements	17
Optimizing data collection	17
Verifying CICS Transaction Gateway	
requirements	18
Defining the operating environment	18
Installing the components	18
Updating the lookup tables	21
Updating CICS_TIMEZONES	22
Updating CICS_LOOKUP_APPL	22
Updating CICS_LOOKUP_SYSTEM	23

Updating other lookup tables	24
Testing the installation.	24
Putting the feature into production	24
Monitoring CICS Performance	25
Monitoring availability	25
Monitoring CICS resource availability	26
Monitoring file and data base usage	26
Monitoring response time	27
Monitoring resource use	30
Monitoring processor use.	30
Monitoring storage use	31
Monitoring volumes and throughput	32
Interpreting combined CICS and DB2	
performance data	33
Monitoring exception and incident data	34
Monitoring SYSEVENT data.	34
Understanding CICS unit-of-work reporting	35
Examining MRO and ISC characteristics.	35
Using the CICS Partitioning feature	36
Considering which components to install	36
Evaluating the CICS monitoring component	37
Evaluating the CICS statistics component	39
Evaluating the CICS transaction and	
unit-of-work analysis component	39
How the CICS Partitioning feature processes	
CMF data	39
Data tables in the CICS Partitioning feature	41
Naming standard for CICS Partitioning tables	42
Tables in the CICS monitoring component	42
Tables in the CICS statistics component	42
Tables in the CICS transaction and	
unit-of-work analysis component	42
Environment restrictions	43
Customizing considerations	44

Chapter 3. Reports **47**

Report format and general description	47
Report ID	47
Report group.	47
Source	47
Attributes	48
Variables	48
Reports in the CICS monitoring component	49
CICS Transaction Performance, Detail	49
CICS Transaction Channel Performance, Detail	50
CICS Application Channel Performance, Detail	52
CICS Application Response Times, Overview	53
CICS Application Response Times, Trend	54
CICS Application Response Times, Detail	55
CICS Application CPU Utilization, Trend	57
CICS Application I/O Wait Times, Detail	59
CICS Application Main Response Times, Detail	60
CICS Application Wait Times, Detail	63
CICS Application DLI Call Utilization, Trend	64
CICS/MVS CMF Transaction Statistics	65

CICS Transaction Processor Utilization, Daily . . .	66
CICS Transaction Processor Utilization, Monthly . . .	67
CICS Transactions Resources Details, Daily . . .	68
CICS Enterprise Java Beans Details, Daily . . .	69
Reports in the CICS OMEGAMON monitoring component	70
CICS OMEGAMON database/file total requests, hourly	70
CICS OMEGAMON database/file total commands, hourly	71
CICS OMEGAMON database/file avg request response, daily	72
CICS OMEGAMON database/file avg command response, daily	73
CICS OMEGAMON transaction database/file requests, daily	74
CICS OMEGAMON transaction database/file commands, daily	75
CICS OMEGAMON transaction DB2 averages, hourly	76
Reports in the CICS statistics component	77
CICS Global Loader	77
CICS Global Temporary Storage	78
CICS Global VTAM.	79
CICS Global DTB	80
CICS Global IRC Batch	81
CICS Transaction Usage	82
CICS Program Usage	84
CICS Dynamic Storage (DSA) Usage	85
CICS File Statistics	86
CICS ISC/IRC Function Shipping by Connection	87
CICS ISC/IRC Global	88
CICS ISC/IRC Mode Entries.	89
CICS ISC/IRC System Entries by Connection	91
CICS TS Recovery Manager	92
CICS TS Enqueue Manager	94
CICS TS Logstreams	95
CICS DB2 Connection: TCB Statistics	97
CICS DB2 Connection: Buffer Pool Statistics	98
CICS DB2 Connection: Command Statistics.	99
CICS DB2 Entries: Resource Info	101
CICS DB2 Entries: Request Statistics.	102
CICS DB2 Entries: Performance Statistics	104
CICS Shared TS queue server: Buffer Pool Statistics	105
CICS Shared TS queue server: Storage Statistics	106
CICS TCP/IP Global statistics	107
CICS TCP/IP Service Statistics	109
CICS TCP/IP Service Requests Statistics	110
CICS TCP/IP Service Requests: Daily Trend	110
CICS CFDT Server Statistics	111
CICS CFDT Storage Statistics	112
CICS NC Storage Statistics	113
CICS URIMAP Global statistics	114
CICS URIMAP Resource statistics	115
CICS JVM Profile Statistics, Daily.	117
CICS Transaction Processor Utilization, Daily	118
CICS Transaction Processor Utilization, Monthly	119
CICS Availability Reports	120

Reports in the CICS transaction and unit-of-work analysis component	122
CICS UOW Response Times	122
Reports common to all components	124
CICS Exceptions	124
CICS Incidents	125

Chapter 4. CICS performance feature Reference 127

Data flow and IBM Z Decision Support objects	127
IBM Z Decision Support data flow: an overview	127
Record processing by the CICS Performance feature	130
How IBM Z Decision Support processes CMF data	133
Processing dictionary data	135
How IBM Z Decision Support processes CICS data records	137
How IBM Z Decision Support processes CICS/ESA statistics	137
Data tables, lookup tables, and control tables.	138
Naming standard for CICS Performance tables	138
Table descriptions	139
Tables in the CICS monitoring component.	139
1. Basic subcomponent data tables	139
2. DBCTL subcomponent	162
3. DL/I subcomponent	164
4. Basic application analysis subcomponent	166
5. DBCTL application analysis subcomponent	170
6. DL/I application analysis subcomponent	172
7. CICS/MVS subcomponent (global + accounting)	174
8. Basic transaction subcomponent	174
9. DBCTL transaction subcomponent	179
10. DL/I transaction subcomponent	181
11. Basic application user subcomponent	182
12. DBCTL application user subcomponent	188
13. DL/I application user subcomponent	189
14. CICS TS Transaction Resources subcomponent	191
15. CICS TS Enterprise Java Beans subcomponent	193
16. CICS Resource Manager Interface subcomponent	194
Tables in the CICS OMEGAMON monitoring component	198
1. File and Database subcomponent data tables	198
2. File and Database Application subcomponent data tables	200
3. File and Database Transaction subcomponent data tables	201
4. File and Database Application User subcomponent data tables	201
5. File and Database Detailed usage subcomponent data tables	202
Tables in the CICS statistics component.	206
CICS_AVAIL_T	206
CICS_AVAIL_D,_W	207
CICS_MVSTCB_D	208
CICS_MVSTCB_H	209

CICS_MVSTCB_RES_D	209	CICS_S_MONITOR_D	301
CICS_MVSTCB_RES_H	210	CICS_S_NC_LSTRUC_T	301
CICS_PIPELINE_T	211	CICS_S_NC_LSTRUC_D	303
CICS_DOCT_RES_D	211	CICS_S_NCS_STOR_T	304
CICS_DOCT_RES_H	212	CICS_S_PIPELINE_T	304
CICS_S_AUTO_TERM_T	213	CICS_S_PROGRAM_T	305
CICS_S_AUTO_TERM_D	215	CICS_S_PROGRAM_D	307
CICS_S_CFDT_GREQ_T	216	CICS_S_RECOV_MGR_T	309
CICS_S_CFDT_GREQ_D	217	CICS_S_RECOV_MGR_D	310
CICS_S_CFDT_SERV_T	218	CICS_S_STOR_DOM_T	312
CICS_S_CFDT_SERV_D	220	CICS_S_STOR_DOM_D	313
CICS_S_CFDT_STOR_T	223	CICS_S_STOR_DSA_T	313
CICS_S_CFDT_TBAC_T	223	CICS_S_STOR_DSA_D	316
CICS_S_CFDT_TBAC_D	224	CICS_S_STOR_TASK_T	318
CICS_S_DB2CONN_T	225	CICS_S_STOR_TASK_D	319
CICS_S_DB2CONN_D	228	CICS_S_TCLASS_T	320
CICS_S_DB2ENTRY_T	230	CICS_S_TCLASS_D	321
CICS_S_DB2ENTRY_D	232	CICS_S_TCPIP_T	323
CICS_S_DBCTL_T	234	CICS_S_TCPIP_D	324
CICS_S_DBCTL_D	235	CICS_S_TERMINAL_T	326
CICS_S_DISPATCH_T	235	CICS_S_TERMINAL_D	327
CICS_S_DISPATCH_D	237	CICS_S_TRAN_T	328
CICS_S_DLI_T	239	CICS_S_TRAN_D, _M	329
CICS_S_DLI_D	240	CICS_S_TRANSIENT_T	330
CICS_S_DSPPOOL_T	242	CICS_S_TRANSIENT_D	332
CICS_S_DSPPOOL_D	243	CICS_S_TS_BPOOL_T	334
CICS_S_DUMP_T	244	CICS_S_TS_BPOOL_D	335
CICS_S_DUMP_D	245	CICS_S_TS_CF_T	336
CICS_S_ENQUE_MGR_T	246	CICS_S_TS_CF_D	338
CICS_S_ENQUE_MGR_D	247	CICS_S_TS_STOR_T	340
CICS_S_ENTBEANS_T, _D	248	CICS_S_TS_STOR_D	341
CICS_S_FEPI_T	249	CICS_S_URIMAP_T	342
CICS_S_FEPI_D	251	CICS_S_WEBSERV_T	344
CICS_S_FILE_T	252	CICS_TCPIP_CONN_D	345
CICS_S_FILE_D	255	CICS_TCPIP_CONN_H	347
CICS_S_GLB_TCPIP_T	257	Tables in the CICS transaction and unit-of-work	
CICS_S_GLB_TCPIP_D	258	analysis component	348
CICS_S_GLBURIMAP_T	259	CICS_T_TRAN_T	348
CICS_S_GLBURIMAP_D	261	CICSBTS_T_TRAN_T	363
CICS_S_GLOBAL_T	262	CICSCHN_T_TRAN_T	365
CICS_S_GLOBAL_D	267	CICSDOC_T_TRAN_T	367
CICS_S_INTERCOM_T	270	CICSWEB_T_TRAN_T	369
CICS_S_INTERCOM_D	275	CICS_T_UOW_TV1	371
CICS_S_JOURNAL_T	280	CICS_T_UOW_TV2	371
CICS_S_JOURNAL_T2	281	CICS_WMQ_CONN_D	372
CICS_S_JOURNAL_D	281	CICS_WMQ_CONN_H	374
CICS_S_JOURNAL_D2	282	Tables in the CICS Transaction Gateway	
CICS_S_JVM_PROF_T, _D	283	component	375
CICS_S_JVM_PROG_T, _D	284	CTG_STATISTICS_H, _D, _W	375
CICS_S_JVMPPOOL_T, _D	285	CTG_CS_H, _D, _W	378
CICS_S_JVMSREV_D	286	CTG_CSX_EXCI_H, _D, _W	379
CICS_S_JVMSREV_T	287	CTG_CSX_IPIC_H, _D, _W	380
CICS_S_LOGSTREAM_T	289	Tables in the Key Performance Metrics (KPM) CICS	
CICS_S_LOGSTREAM_D	290	component	381
CICS_S_LSR_POOL_T	291	KPMC_MON_TRAN_H	381
CICS_S_LSR_POOL_D	294	Views	383
CICS_S_LSRP_FILE_T	296	KPMC_MON_TRAN_HV	383
CICS_S_LSRP_FILE_D	297	Lookup tables	383
CICS_SMD_SUBP_D	297	CICS_AVAIL_RES	384
CICS_SMD_SUBP_H	298	Example of table contents	384
CICS_S_MONITOR_T	299	CICS_LOOKUP_APPL	384

CICS_LOOKUP_SYSTEM	385	Submitting problems	392
CICS_OMEG_FIELD	385	Notices	393
CICS_TIMEZONES	388	Trademarks	395
Appendix. Support information.	389	Glossary	397
Searching knowledge bases	389	Bibliography.	401
Searching the information center	389	Tivoli Decision Support publications.	401
Searching the Internet	389	Index	403
Obtaining fixes	389		
Receiving weekly support updates	390		
Contacting IBM Software Support	390		
Determining the business impact	391		
Describing problems and gathering information	392		

Figures

1. Performance-management cycle	2	34. Example of a CICS Application Response Times, Trend report	55
2. Organizing and presenting system performance data	6	35. Example of a CICS Application Response Times, Detail report	56
3. Implementation process for the CICS Performance feature	8	36. Example of a CICS Application CPU Utilization, Trend report	58
4. CICS Performance feature structure	10	37. Example of a CICS Application Main Response Times, Detail report	61
5. Sample COLLECT job with an INCLUDE clause	17	38. Example of a CICS Application DLI Call Utilization, Trend report	64
6. IBM Z Decision Support Administration window	18	39. Example of a CICS/MVS CMF Transaction Statistics report	66
7. Components window	19	40. Example of a CICS Transaction Processor Utilization, Daily report	67
8. CICS MON Component Parts window	20	41. Example of a CICS Transaction Processor Utilization, Monthly report	68
9. Installation Options window	21	42. Example of a CICS Transactions Resources Details, Daily report	69
10. Sample fill in for the CICS_TIMEZONES lookup table	22	43. Example of a CICS Transactions Resources Details, Daily report	70
11. Sample update to the CICS_LOOKUP_APPL lookup table	23	44. Example of a CICS OMEGAMON database/file total requests, hourly report	71
12. Update definition supplied in subcomponent 4, basic application analysis	23	45. Example of a CICS OMEGAMON database/file total commands, hourly report	72
13. Sample update to the CICS_LOOKUP_SYSTEM lookup table	24	46. Example of a CICS OMEGAMON database/file avg request response, daily report	73
14. Daily steps involved in using IBM Z Decision Support	24	47. Example of a CICS OMEGAMON database/file avg command response, daily report	74
15. CICS Application Response Times, Detail report	27	48. Example of a CICS OMEGAMON transaction database/file requests, daily report	75
16. CICS internal response-time elements	27	49. Example of a CICS OMEGAMON transaction database/file commands, daily report	76
17. CICS Application Response Times, Overview report	28	50. Example of a CICS OMEGAMON transaction DB2 averages, hourly report	77
18. CICS Application Response Times, Trend report	28	51. Example of a CICS Global Loader report	78
19. CICS Application Response Times, Detail report	29	52. Example of a CICS Global Temporary Storage report	79
20. Example of deteriorating response time due to increased workload	29	53. Example of a CICS Global VTAM report	80
21. CICS Application CPU Utilization, Trend report	30	54. Example of a CICS Global DTB report	81
22. CICS Transaction Processor Utilization, Monthly report	31	55. Example of a CICS Global IRC Batch report	82
23. Dynamic Storage (DSA) Usage report	32	56. Example of a CICS Transaction Usage report	83
24. CICS Transaction Performance, Detail report	33	57. Example of a CICS Program Usage report	84
25. Correlating a CICS performance-monitoring record with a DB2 accounting record	33	58. Example of a CICS Dynamic Storage (DSA) Usage report	85
26. CICS UOW Response Times report	36	59. Example of a CICS File Statistics report	86
27. CICS Partitioning feature structure	37	60. Example of a CICS ISC/IRC Function Shipping by Connection report	88
28. How CMF performance records are processed by the CICS Partitioning feature	40	61. Example of a CICS ISC/IRC Global report	89
29. How CICS/TS transaction resource records are processed by the CICS Partitioning feature	41	62. Example of a CICS ISC/IRC Mode Entries report	90
30. Example of a CICS Transaction Performance, Detail report	49	63. Example of a CICS ISC/IRC System Entries by Connection report	91
31. Example of a CICS Transaction Channel Performance, Detail report	51	64. Example of a CICS TS Recovery Manager report	93
32. Example of a CICS Application Channel Performance, Detail report	52		
33. Example of a CICS Application Response Times, Overview report	54		

65.	Example of a CICS TS Recovery Manager report	94	79.	Example of a CICS Transaction Processor Utilization, Daily report	119
66.	Example of a CICS TS Logstream report	96	80.	Example of a CICS Transaction Processor Utilization, Monthly report	120
67.	Example of a CICS DB2 Connection: TCB Statistics report	97	81.	Example of a CICS-DB2 Connection Availability, Daily Overview report	121
68.	Example of a CICS DB2 Connection: Buffer Pool Statistics report	98	82.	Example of an CICS Subsystem Availability, Daily Trend report	122
69.	Example of a CICS DB2 Connection: Command Statistics report	100	83.	Example of a CICS UOW Response Times report	123
70.	Example of a CICS DB2 Entries: Resource Info report	102	84.	Example of a CICS Exceptions report	124
71.	Example of a CICS DB2 Entries: Requests Statistics report	103	85.	Example of a CICS Incidents report	125
72.	Example of a CICS DB2 Entries: Performance Statistics report	104	86.	Overview of data flow from SMF log into IBM Z Decision Support	128
73.	Example of a CICS Shared TS queue server: Buffer Pool Statistics report	105	87.	Overview of data flow within IBM Z Decision Support	129
74.	Example of a CICS Shared TS queue server: Storage Statistics report	107	88.	Data flow from CICS into IBM Z Decision Support tables and reports	132
75.	Example of a CICS Global Statistics report	108	89.	How CMF performance records are processed	134
76.	Example of a CICS URIMAP Global statistics report	115	90.	How CICS/TS transaction resource records are processed by the CICS Performance feature	135
77.	Example of a CICS URIMAP Global statistics report	116	91.	Sample JCL to run the monitoring dictionary utility (DFHMNDUP).	137
78.	Example of a CICS JVM Profile Statistics, Daily report	118			

Preface

This book describes how to use IBM® Tivoli® Decision Support for z/OS® (hereafter referred to as IBM Z Decision Support) and the CICS® Performance feature to collect and report performance data generated by Customer Information and Control System (CICS).

This book:

- Helps you understand general performance characteristics
- Describes performance issues and how they affect the level of services you can offer users
- Guides you through the component-selection, installation, and implementation processes
- Explores performance characteristics shown in Tivoli Decision Support for z/OS reports so that you can analyze the characteristics of your system

The terms MVS™, OS/390, and z/OS are used interchangeably throughout this book.

Who should read this book

The *CICS Performance Feature Guide and Reference* is for:

- Anyone who analyzes or monitors CICS performance
- Anyone responsible for establishing or meeting service-level objectives for CICS user groups
- IBM Z Decision Support administrators (primarily as a guide to feature installation and as a reference to table and report definitions)
- Users with various backgrounds who are interested in analyzing CICS performance data and improving CICS performance

The IBM Z Decision Support CICS Performance feature helps you monitor CICS, even if you have little experience with CICS. However, to make the best use of the CICS Performance feature to improve CICS performance, you should know CICS, the terms that are unique to CICS, and the terminology associated with database design and performance. (If you are not familiar with CICS, refer to the *CICS General Information* manual which describes the basic concepts of CICS and introduces you to some CICS terminology.)

Also, the better you understand the interaction of processor cycles, storage, and I/O, the easier it is to identify performance constraints. The CICS product library (specifically the *Performance Guide* and the *Customization Guide* for either CICS/Enterprise Systems Architecture (CICS/ESA) or CICS/Multiple Virtual Storage (CICS/MVS)) is the authoritative source for information about understanding and tuning CICS performance.

Note: For information about licensed programs either required or recommended for use with IBM Z Decision Support, refer to the *Administration Guide and Reference*.

What this book contains

Use this book for guidance in collecting CICS-generated performance data from SMF logs and creating the reports supplied with the CICS Performance feature. This book explains how to create and display IBM Z Decision Support reports to both monitor and understand CICS performance.

This book contains the following parts:

- Use Part I, "Guide" for developing and executing your performance and service-level strategy:
 - Chapter 1, "Introducing the CICS Performance feature," on page 1 explains basic concepts of systems management and offers suggestions on establishing performance objectives and service-level agreements. It also describes the CICS Performance feature's role in the Tivoli Decision Support for z/OS environment.
 - "Implementing the CICS Performance feature" on page 7 contains a task-oriented description of how to plan for and set up the CICS Performance feature so that useful reports and information for decision-support is available immediately.
 - "Monitoring CICS Performance" on page 25 describes certain issues and concerns associated with systems management and how you can use the IBM Z Decision Support CICS Performance feature to explore those issues and concerns.
 - "Using the CICS Partitioning feature" on page 36 describes how to use the CICS Partitioning feature and provides descriptions of the supplied data tables.
- Use Part II, "Reference" for a detailed description of the CICS Performance feature:
 - "Data flow and IBM Z Decision Support objects" on page 127 describes the flow of data from log record to report (or list record), showing IBM Z Decision Support definitions. It also provides a simple explanation of the supported logs, their structure, and the common fields and conditions associated with each log. It shows how the CICS Performance feature maps log data into tables.
 - "Data tables, lookup tables, and control tables" on page 138 describes the supplied data tables and updates, including columns and expressions. It contains similar descriptions of lookup tables and control tables.
 - Chapter 3, "Reports," on page 47 contains examples of the CICS Performance feature reports and shows where the data comes from.
- Use Part III, "Appendixes" as a reference for obtaining support for IBM software products.

A glossary and index follow the appendix.

Publications

This section lists publications in the IBM Z Decision Support library and any other related documents. It also describes how to access Tivoli publications online, how to order Tivoli publications, and how to submit comments on Tivoli publications.

IBM Z Decision Support library

The following documents are available in the IBM Z Decision Support library:

- *Administration Guide and Reference, SC27-9055*

- Provides information about initializing the IBM Z Decision Support database and customizing and administering IBM Z Decision Support.
- *AS/400 System Performance Feature Guide and Reference*, SC27-9060
Provides information for administrators and users about collecting and reporting performance data generated by AS/400 systems.
 - *CICS Performance Feature Guide and Reference*, SC27-9057
Provides information for administrators and users about collecting and reporting performance data generated by Customer Information and Control System (CICS).
 - *Distributed Systems Performance Feature Guide and Reference*, SC27-9059
Provides information for administrators and users about collecting and reporting performance data generated by operating systems and applications running on a workstation.
 - *Guide to Reporting*, SC27-9066
Provides information for users who display existing reports, for users who create and modify reports, and for administrators who control reporting dialog default functions and capabilities.
 - *IMS Performance Feature Guide and Reference*, SC27-9058
Provides information for administrators and users about collecting and reporting performance data generated by Information Management System (IMS).
 - *Language Guide and Reference*, GI13-4376
Provides information for administrators, performance analysts, and programmers who are responsible for maintaining system log data and reports.
 - *Messages and Problem Determination*, GC27-9056
Provides information to help operators and system programmers understand, interpret, and respond to IBM Z Decision Support messages and codes.
 - *Resource Accounting for z/OS*, SC27-9065
Provides information for users who want to use IBM Z Decision Support to collect and report performance data generated by Resource Accounting.
 - *System Performance Feature Guide*, SC27-9061
Provides information for performance analysts and system programmers who are responsible for meeting the service-level objectives established in your organization.
 - *System Performance Feature Reference Volume I*, SC27-9062
Provides information for administrators and users with a variety of backgrounds who want to use IBM Z Decision Support to analyze z/OS, z/VM®, zLinux, and their subsystems, performance data.
 - *System Performance Feature Reference Volume II*, SC27-9063
Provides information for administrators and users with a variety of backgrounds who want to use IBM Z Decision Support to analyze z/OS, z/VM, zLinux, and their subsystems, performance data.
 - *Usage and Accounting Collector User Guide*, SC27-9064
Provides information about the functions and features of the Usage and Accounting Collector.
 - *IBM Online Library z/OS Software Products Collection Kit*, SK3T-4270
CD containing all z/OS documentation.

Accessing terminology online

Accessing publications online

IBM posts publications for this and all other Tivoli products, as they become available and whenever they are updated, to the Web site. Access the Tivoli software information center by first going to the Tivoli software library at the following Web address:

<http://www.ibm.com/software/tivoli/library/>

Scroll down and click the **Product manuals** link. In the Tivoli Technical Product Documents Alphabetical Listing window, click the IBM Z Decision Support link to access the product library at the Tivoli software information center.

Note: If you print PDF documents on other than letter-sized paper, set the option in the **File " Print** window that allows Adobe Reader to print letter-sized pages on your local paper.

Accessing publications online

IBM posts publications for this and all other products, as they become available and whenever they are updated, to the Web site. Access the Tivoli software information center by first going to the Tivoli software library at the following Web address: <https://www.ibm.com/support/knowledgecenter/en/SSH53X>

Ordering publications

You can order many Tivoli publications online at the following Web site: <http://www.elink.ibm.com/publications/servlet/pbi.wss>

Accessibility

Accessibility features help users with a physical disability, such as restricted mobility or limited vision, to use software products successfully. With this product, you can use assistive technologies to hear and navigate the interface. You can also use the keyboard instead of the mouse to operate all features of the graphical user interface.

For additional information, see the Accessibility Appendix in the *Administration Guide and Reference*.

Tivoli technical training

For Tivoli technical training information, refer to the following IBM Tivoli Education Web site:

<http://www.ibm.com/software/tivoli/education/>.

Support information

If you have a problem with your IBM software, you want to resolve it quickly. IBM provides the following ways for you to obtain the support you need:

- Searching knowledge bases: You can search across a large collection of known problems and workarounds, Technotes, and other information.
- Obtaining fixes: You can locate the latest fixes that are already available for your product.

- **Contacting IBM Software Support:** If you still cannot solve your problem, and you need to work with someone from IBM, you can use a variety of ways to contact IBM Software Support.

For more information about these three ways of resolving problems, see “Support information,” on page 389.

Conventions used in this book

This guide uses several conventions for special terms and actions, operating system-dependent commands and paths, and margin graphics.

The following terms are used interchangeably throughout this book:

- MVS, OS/390®, and z/OS.
- VM and z/VM.

Except for editorial changes, updates to this edition are marked with a vertical bar to the left of the change.

Typeface conventions

This guide uses the following typeface conventions:

Bold

- Lowercase commands and mixed case commands that are otherwise difficult to distinguish from surrounding text
- Interface controls (check boxes, push buttons, radio buttons, spin buttons, fields, folders, icons, list boxes, items inside list boxes, multicolumn lists, containers, menu choices, menu names, tabs, property sheets), labels (such as **Tip**, and **Operating system considerations**)
- Column headings in a table
- Keywords and parameters in text

Italic

- Citations (titles of books, diskettes, and CDs)
- Words defined in text
- Emphasis of words (words as words)
- Letters as letters
- New terms in text (except in a definition list)
- Variables and values you must provide

Monospace

- Examples and code examples
- File names, programming keywords, and other elements that are difficult to distinguish from surrounding text
- Message text and prompts addressed to the user
- Text that the user must type
- Values for arguments or command options

Typeface conventions

Chapter 1. Introducing the CICS Performance feature

IBM Z Decision Support (hereafter referred to as IBM Z Decision Support) is a reporting system that collects performance data logged by computer systems, summarizes the data, and presents it in a variety of forms. IBM Z Decision Support consists of a base product and several optional features that are used in systems management.

The IBM Z Decision Support base includes:

- Interactive System Productivity Facility (ISPF) host reporting and administration dialogs
- Log collector
- Log and record definitions for all records used by the features

Each feature provides:

- Update definitions for DATABASE 2 (DB2[®]) tables
- Table definitions
- Report definitions

The IBM Z Decision Support database stores all reporting data, which comes from several sources. For example, logs from System Management Facilities (SMF), Resource Management Facility (RMF[™]), Customer Information and Control System (CICS), and Information Management System (IMS) can be consolidated into a single report. If you install all components of all features and set system and subsystem data-recording parameters as recommended for each feature, you can ensure a steady supply of data about the operation of the entire DP center.

This chapter offers suggestions on establishing performance objectives and service-level agreements, and it also describes the CICS Performance feature's role in the IBM Z Decision Support environment.

IBM Z Decision Support assists you in performance management and service-level management of various computer systems. The CICS Performance feature provides reports for your use in analyzing the performance of CICS/ESA, CICS/MVS, and CICS/TS. This section prepares you for using IBM Z Decision Support in practical systems analysis.

Implementing performance management

As a performance analyst, your responsibility is to satisfy user requirements. To perform your duties, for example, you might:

1. Define performance objectives.
2. Gather performance data.
3. Create reports from the performance data.
4. Analyze performance reports to see if your objectives have been met.
5. Determine major constraints in the system.
6. Gather detailed performance data about suspected constraints.
7. Decide where you can afford to make trade-offs, and which resources can bear an additional load.
8. Tune the system to improve performance.

9. Verify the removal of performance constraints.

Figure 1 shows the cycle of performance management.

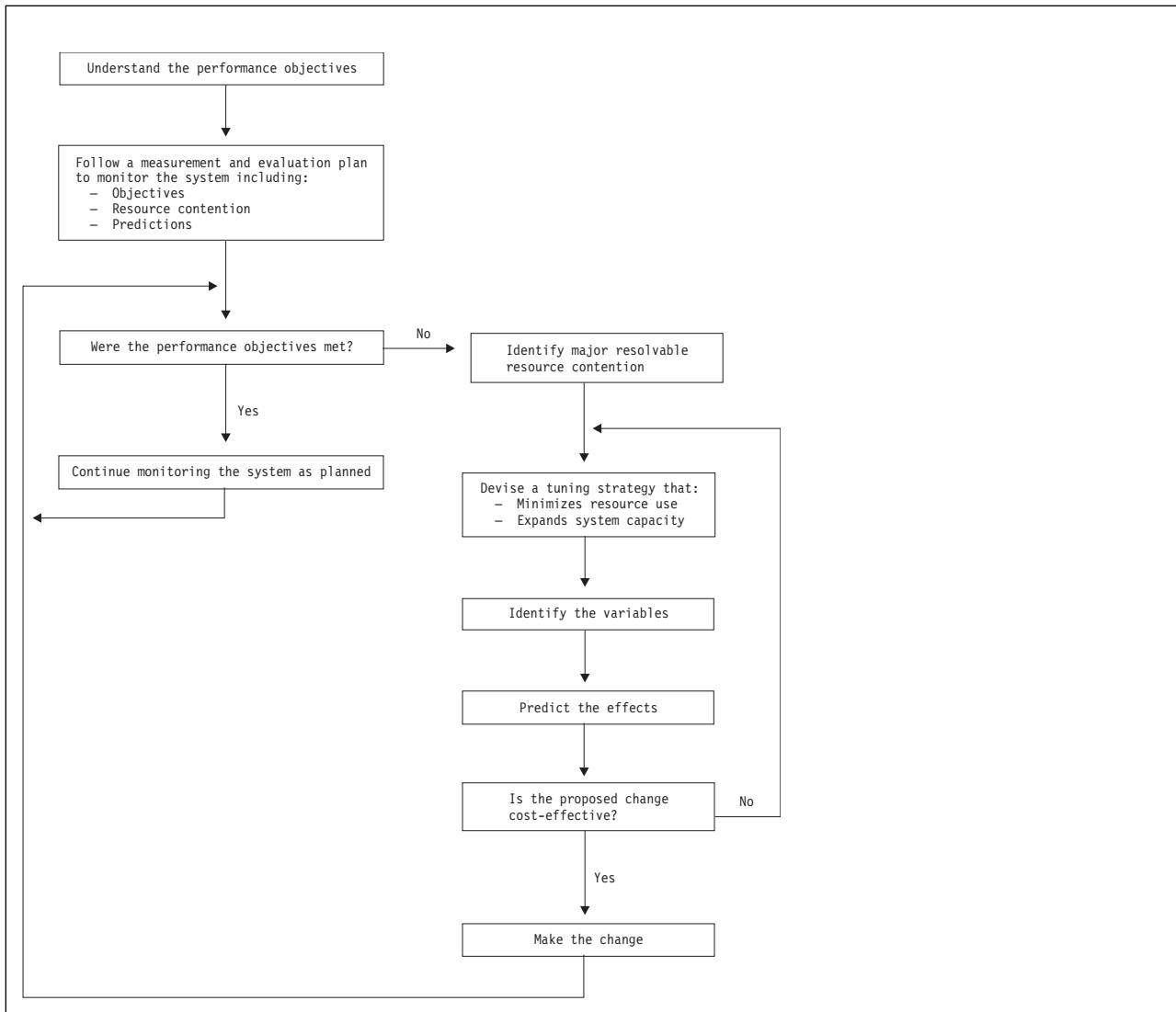


Figure 1. Performance-management cycle

Establishing performance objectives

Before you can analyze the performance of any computing system, you must establish a measurable criteria for performance. The purpose of performance objectives is twofold:

- To state what is expected of the system in specific terms for each workload category. For example, trivial versus nontrivial transactions at distinct time periods; prime shift, off-shift, and peak periods within each shift.
- To understand and document the resources required to meet the objectives.

From the nature of these two goals, establishing performance objectives is an iterative process. Expect to update your performance objectives as the workload changes, as resource requirements change, and as turnaround and response time requirements change. Detailed performance objectives and detailed analysis of

system performance make such changes noticeable. They help you identify solutions to performance problems that arise because of the changing nature of the system workload.

Performance objectives should be realistic, in line with your budget, understandable, and measurable. Objectives used at many organizations include:

Acceptable response time

Duration within which some percentage of all applications have completed.

Average throughput levels

The total number of transactions completed within a given time.

System availability criteria

Including mean time to failure and the durations of down times.

Such objectives define the workload for the system and determine the requirements for data processing resources: processor speed, storage amounts, additional software, and so on.

Users usually have input to performance objectives. A mutual agreement on acceptable performance, between the data processing and user groups in an organization, is often formalized and called a *service-level agreement*. Service-level agreements can include expectations of query response time, the transaction throughput per day, hour, or minute, and schedules provided for batch jobs. They list criteria for determining whether or not the system performs adequately.

Each user group may require a different level of service. If so, formalize a service-level agreement with each user group, and establish service criteria for that user group.

Defining performance objectives

About this task

Follow these steps to define performance objectives.

Procedure

1. Define the terms in which to specify objectives. The basic types of performance objectives are:
 - a. User-oriented objectives These reflect the way an end user would rate the services provided by the system. They include:
 - Response time for interactive work.
 - Turnaround time for batch work.
 - a. System-oriented objectives These reflect the workload supported by the system. They include:
 - Batch throughput.
 - Interactive transaction rate.
 - Number of concurrent interactive users
2. Decide how to measure the objectives. When choosing the terms in which to define your objectives, also determine how to measure and report performance in relation to your objectives.

Defining performance objectives

For user-oriented objectives, note any differences between measured objectives and what a user sees. Times reported by measurement tools are usually system-oriented elapsed times that do not include such delays as job output distribution and network time.

3. Document the current workload (categories and amount) and consider the following:
 - Priority.
 - Different time periods during which objectives and priorities vary.
 - Resource requirements.
 - Types of user groups and machines, with varying objectives.
 - The applicable service-level agreement for the user or user group.
 - How to track and report each service-level agreement. For example, by department or by user group.

You document workload categories to distinguish work for different resource requirements, different objectives, different priorities, and so on.

Also define factors for each level of each workload category. For example, determine factors for batch, TSO, CICS, IMS, and other subsystems. Within each subsystem, define even more factors: batch work divided into job classes; TSO, CICS, and IMS divided into types of transactions; all categories divided by peak hours and off-shifts.

4. Set objectives for each workload category.

Use your documentation to state objectives for a percentage of the transactions in a class. For example, you could state, "90% of all CICS transactions should receive a three-second response time; 85% of all jobs in class A should receive a one-hour turnaround time." While stating your objectives in these terms, also state objectives for the remaining percentage of transactions. For example, state performance objectives for the remaining 10% of all CICS transactions and the remaining 15% of all jobs in class A. Set objectives for 100% of the work in the system.

Note: When setting user-oriented objectives, be sure to consider any time the user sees that is not reflected in the measurement of the objective. For example, if trivial transactions require a four-second response time, you might set the objective to three seconds to account for network delays not reflected in response-time measurements.

5. Measure and document resources used by each workload category.

To measure the resources used by different workload categories, choose the means by which to measure resource consumption. For example, measure and document service units, seconds, number of events, and so on.

Essentially, you want to identify the amounts of processor, storage, and I/O resources required for each workload category. This resource data further defines the workload categories. From this data, you can set resource limits for each category, for example, one processor minute for each job in job class X.
6. Measure resources used against objectives.

If measured objectives meet defined objectives, simply monitor system performance. If measured objectives do not meet defined objectives, analyze the system to identify performance constraints and potential resource trade-offs.

Table 1 on page 5 summarizes the basic items in an initial service-level agreement.

Table 1. Sample performance objectives in a service-level agreement

System type	Transactions per minute	Internal response time
CICSA	100	5 seconds
CICSB	200	5 seconds
TSO	—	—
TSOC	—	—

In the sample, you promise CICSA users a five-second response time, provided that the load is less than 100 transactions per minute. You also promise CICSB users a five-second response time. Because CICSB users do more profitable work, the agreed limit is 200 transactions per minute.

This sample agreement is simple; a real agreement would probably specify groups of transactions rather than whole CICS regions, percentiles rather than averages for response time, and terminal rather than internal response time. Remember that certain qualifications exist. For example, if users submit more work, it runs, but with increased response time. Also, this agreement is valid only for transactions already in production. This restriction prevents users from adding more work to the batch applications under the same service-level agreement.

You can refine the service-level agreement over time. You can include objectives for such items as system availability, reliability, and security. But the main point is to identify *measurable* objectives. For more detailed information about defining performance objectives and formalizing them in a service-level agreement, refer to the *CICS Performance Guide* <http://examples.oreilly.com/cics/CDROM/pdfs/cicsts/dfht300.pdf>.

Collecting performance data

Before you can analyze data to understand CICS characteristics, you must first collect the data. All IBM systems and subsystems provide data on how well they perform.

To produce usable information from data and present only needed data to users, you use several products. These products gather performance and management data and write that data to records. You customize these products to gather only the data needed to write the necessary records to the specific logs. Customizing the products helps organize the information, create the required reports, and reduce the performance impact.

IBM Z Decision Support and the CICS Performance feature collect from SMF records only the data required to meet CICS users' needs, combine that data with more data (called *environment data*), and present the data in reports. Figure 2 on page 6 illustrates how data is organized for presentation in IBM Z Decision Support reports.

Collecting performance data

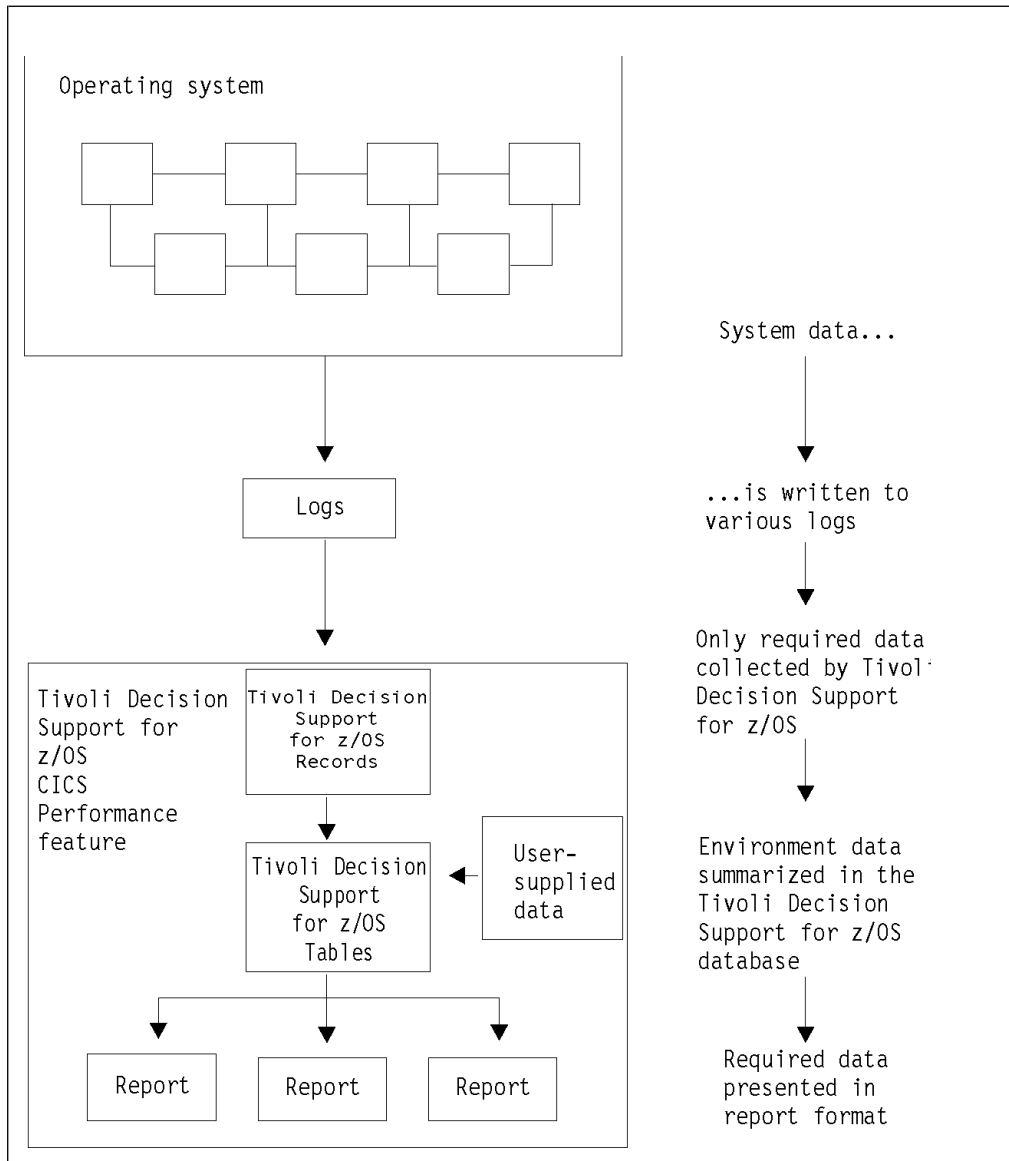


Figure 2. Organizing and presenting system performance data

The key to successful implementation of IBM Z Decision Support is knowing:

- The information and resources on which you want to report and how to perform customization to select them
- The way you want to organize, set objectives for, and process the data (used later to define the environment)

Note: The process of entering and maintaining environment data is called *administration*. IBM Z Decision Support provides an administration dialog for maintaining resource information. Refer to the *Administration Guide and Reference* for information on how to use the administration dialog.

Chapter 2. CICS Performance Feature Guide

Implementing the CICS Performance feature

This chapter describes how to plan for and set up the CICS Performance feature. It supplements the procedure in the *Administration Guide and Reference* for installing a component with information specific to the CICS Performance feature.

Planning the implementation process

Before installing the CICS Performance feature, you must follow these steps to plan the implementation process:

1. Describe users' tasks. Then determine what data the CICS Performance feature must gather to help users accomplish those tasks.
2. Determine which components you must install to meet the users' needs.
3. Determine the administration tasks you must perform for the selected components and make any decisions required by these tasks. These tasks help you customize IBM Z Decision Support and the CICS Performance feature to work efficiently and effectively with your computer system.
4. For each selected component, determine the tasks you must perform to customize the supported products to work with IBM Z Decision Support and with the CICS Performance feature.

If this is your first exercise in implementation planning, *follow all these steps* to ensure that the CICS Performance feature implementation is consistent. If you are reading this chapter in preparation for modifying your system, you might not need to perform all of these tasks.

Use the planning process to prepare for these main customization tasks:

- Customizing CICS/MVS, CICS/ESA and CICS/TS to gather the performance data that is written to SMF and other log files. You customize these products to generate the data required by the components you install.
- Defining environment data, which is all the information (besides the input data) that the CICS Performance feature needs to create reports. Environment data controls the data-collection process and provides more information in the reports.

Figure 3 on page 8 illustrates the overall process for implementing the CICS Performance feature.

Considering which components to install

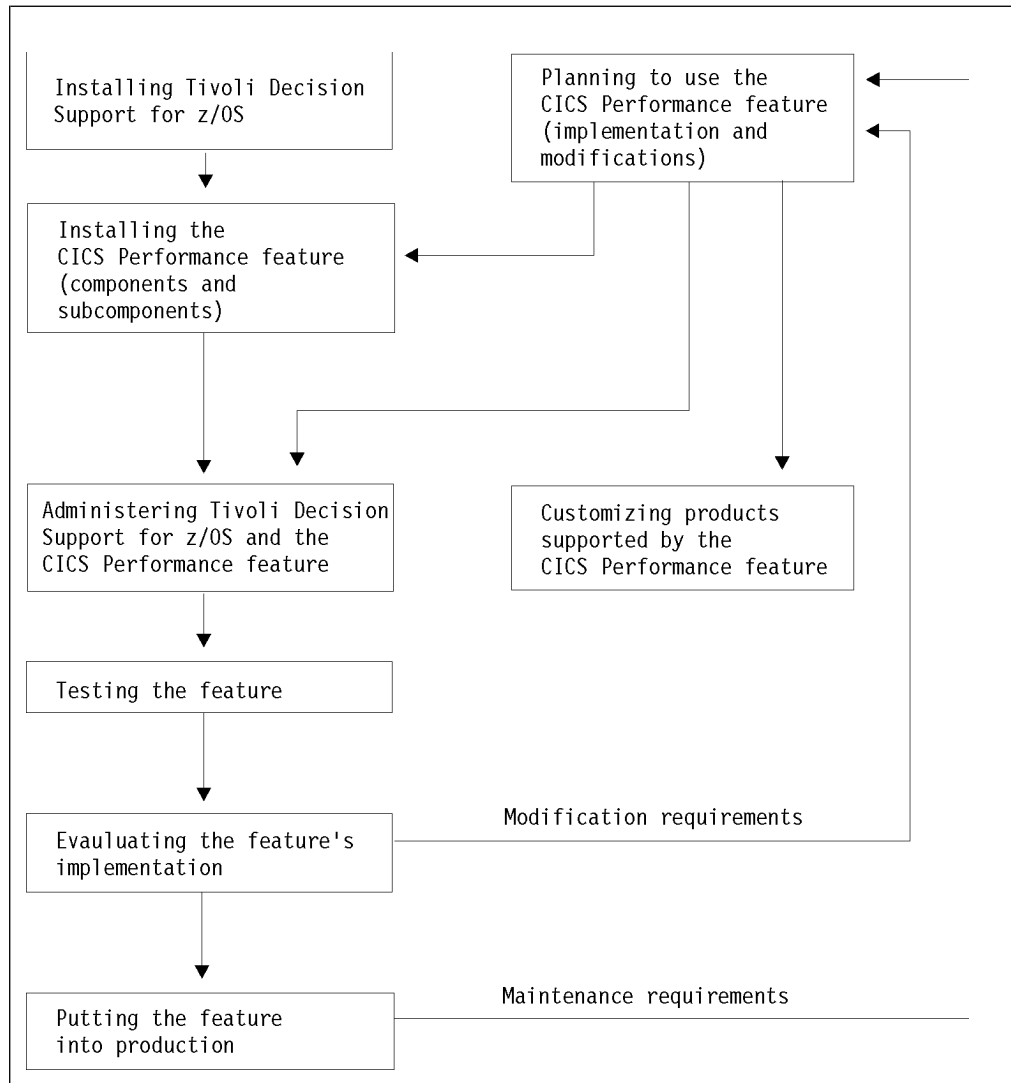


Figure 3. Implementation process for the CICS Performance feature

Considering which components to install

Your most critical planning task is determining what kind of information users need from the CICS Performance feature. For example, users may be interested only in system resource availability or transaction response time. Installing only those parts of the feature needed to meet user requirements ensures that the feature benefits users while it minimizes the performance impact caused by data collection and interpretation activities.

The CICS Performance feature uses these information categories for selecting the information for reports:

Performance

Response time, resource use, and volumes and throughput for CICS-related activity affect performance. Generally, performance is stated as response time: the elapsed time to process a single user interaction with known characteristics, such as a simple inquiry or update.

Response time can be regarded as:

- Internal response time excluding transmission delay (for example, a CICS pseudoconversational task life)

Considering which components to install

- Terminal response time as perceived by the user

Exceptions and incidents

Exceptions and incidents are events that exceed limits for:

- A service-level agreement
- Installation standards

Exceptions also include events that do not affect general CICS availability but do affect transaction and CICS resources. You will most likely monitor exceptions for these purposes:

- To detect causes of system downtime
- To identify user groups or transactions with excessive exceptions

An incident is an exception that indicates a more serious limit condition.

As explained in “Monitoring exception and incident data” on page 34, you should investigate and correct incidents.

Although IBM Z Decision Support can analyze data and produce reports for all of these information categories, you might not need all that data. Figure 4 on page 10 shows that the CICS Performance feature is divided into four components. The CICS monitoring component is divided further into 16 subcomponents. The CICS OMEGAMON[®] monitoring component is divided further into 5 subcomponents. Components and subcomponents provide support for specific operating systems, subsystems, and licensed programs.

Considering which components to install



Figure 4. CICS Performance feature structure

Consider carefully which components to install. Components are groups of IBM Z Decision Support *objects* (for example, predefined update definitions, data tables, and reports). If you find that you need reports from a component that you have not installed, you must install that component and then wait several days or weeks until enough data has been collected to create reports. However, if you install more components than you need, IBM Z Decision Support collects needless data, which takes up disk space and uses processor time.

Note: You cannot uninstall an individual subcomponent. As described in the *Administration Guide and Reference*, you must uninstall a component, then reinstall it, selecting only those subcomponents you need.

At this point, you might find it helpful to examine the predefined reports for each subcomponent. For more information, see “Chapter 3, “Reports,” on page 47.

Evaluating the CICS monitoring component

The CICS monitoring facility (CMF) provides the performance data for the CICS monitoring component. Figure 4 on page 10 shows the subcomponents contained in this component.

Note:

1. Subcomponents 1–3 summarize data by transaction, subcomponents 4–6 summarize data by application, subcomponents 8–10 summarize data by transaction and user, and subcomponents 11–13 summarize data by application and user.
2. To make efficient use of the application analysis subcomponents (subcomponents 4, 5, and 6), you must update the CICS_LOOKUP_APPL table. For more information, see “Updating CICS_LOOKUP_APPL” on page 22.

1. Basic subcomponent: This first subcomponent contains the IBM Z Decision Support objects necessary to summarize, by transaction, basic data gathered by CMF. Consider using this subcomponent as a starting point.

2. DBCTL subcomponent: Database control (DBCTL) is a DL/I interface that uses an address space separate from CICS. It is available only for CICS/ESA and CICS/TS. If you run DBCTL, consider installing this subcomponent. It summarizes data by transaction. Its tables contain the DBCTL monitoring fields. (You must verify the presence of these fields in the performance monitoring record, as described in “Making input data available” on page 14.)

3. DL/I subcomponent: This subcomponent processes data from the local interface to a DL/I database. If you run DL/I, consider installing this subcomponent. It summarizes data by transaction. Available for CICS/MVS, CICS/ESA, and CICS/TS, its tables contain the DL/I monitoring fields. (As with the DBCTL subcomponent, verify the presence of the DL/I fields in the performance monitoring record, as described in “Making input data available” on page 14.)

4. Basic application analysis subcomponent: This subcomponent contains the IBM Z Decision Support objects necessary to summarize transaction data by application. See “Updating the lookup tables” on page 21 for information on the customization needed to use this subcomponent.

5. DBCTL application analysis subcomponent: This subcomponent contains the IBM Z Decision Support objects necessary to summarize DBCTL transaction data by application. For the CICS Performance feature to summarize transaction data by application, you must use the customization procedure in “Updating the lookup tables” on page 21.

6. DL/I application analysis subcomponent: This subcomponent contains the IBM Z Decision Support objects necessary to summarize DL/I transaction data by application. Again, you must use the customization procedure in “Updating the lookup tables” on page 21 for the CICS Performance feature to successfully summarize transaction data by application.

7. CICS/MVS subcomponent (global + accounting): Only CICS/MVS users should consider installing this global and accounting subcomponent. Its tables contain the IBM Z Decision Support objects necessary to summarize global and accounting data only for CICS Version 2.

Considering which components to install

8. Basic transaction subcomponent: This subcomponent contains the IBM Z Decision Support objects necessary to summarize, by transaction and user, basic data gathered by CMF.

9. DBCTL transaction subcomponent: Database control (DBCTL) is a DL/I interface that uses an address space separate from CICS. It is available only for CICS/ESA and CICS/TS. If you run DBCTL, consider installing this subcomponent. It summarizes data by transaction and user. Its tables contain the DBCTL monitoring fields. (You must verify the presence of these fields in the performance monitoring record, as described in “Making input data available” on page 14.)

10. DL/I transaction subcomponent: This subcomponent processes data from the local interface to a DL/I database. If you run DL/I, consider installing this subcomponent. It summarizes data by transaction and user. Available for both CICS/MVS, CICS/ESA, and CICS/TS, its tables contain the DL/I monitoring fields. (As with the DBCTL subcomponent, verify the presence of the DL/I fields in the performance monitoring record, as described in “Making input data available” on page 14.)

11. Basic application user subcomponent: This subcomponent contains the IBM Z Decision Support objects necessary to summarize transaction data by application and user. See “Updating the lookup tables” on page 21 for information on the customization needed to use this subcomponent.

12. DBCTL application user subcomponent: This subcomponent contains the IBM Z Decision Support objects necessary to summarize DBCTL transaction data by application and user. For the CICS Performance feature to summarize transaction data by application and user, you must use the customization procedure in “Updating the lookup tables” on page 21.

13. DL/I application user subcomponent: This subcomponent contains the IBM Z Decision Support objects necessary to summarize DL/I transaction data by application and user. Again, you must use the customization procedure in “Updating the lookup tables” on page 21 for the CICS Performance feature to successfully summarize transaction data by application and user.

14. CICS TS transaction resources subcomponent: This subcomponent contains the IBM Z Decision Support objects necessary to collect data on transaction resources from SMF_110_1 class 5 record.

15. CICS TS enterprise Java™ beans subcomponent: This subcomponent contains the IBM Z Decision Support objects necessary to collect enterprise bean-related data from SMF_110_1 class 3 monitoring record.

16. CICS Resource Manager Interface subcomponent: This subcomponent contains the Tivoli Decision Support for z/OS objects necessary to summarize by transaction Resource Management Interface data if this option is enabled in the Monitoring Control Table (MCT).

Evaluating the CICS OMEGAMON monitoring component

OMEGAMON XE for CICS provides the performance data for the CICS OMEGAMON monitoring component. Figure 4 on page 10 shows the subcomponents contained in this component. IBM Z Decision Support Version 1.8.0 supports OMEGAMON XE for CICS from Version 4.1.

Note:

Considering which components to install

1. Subcomponent 1 summarizes data by transaction and user, subcomponent 2 summarizes data by application, subcomponent 3 summarizes data by transaction, subcomponent 4 summarizes data by application and user, and subcomponent 5 summarizes data by transaction.
2. To make efficient use of the application analysis subcomponents (subcomponents 2 and 4), you must update the CICS_LOOKUP_APPL table. For more information, see “Updating CICS_LOOKUP_APPL” on page 22. You must verify the presence of the OMEGAMON fields in the performance monitoring record, as described in “Making input data available” on page 14.

1. File and Database subcomponent: This subcomponent processes file and database usage information from the data OMEGAMON XE for CICS appends to the SMF type 110 record. It summarizes the data by transaction and user.

2. File and Database Application subcomponent: This subcomponent processes file and database usage information from the data OMEGAMON XE for CICS appends to the SMF type 110 record. It summarizes the data by application.

3. File and Database Transaction subcomponent: This subcomponent processes file and database usage information from the data OMEGAMON XE for CICS appends to the SMF type 110 record. It summarizes the data by transaction.

4. File and Database Application User subcomponent: This subcomponent processes file and database usage information from the data OMEGAMON XE for CICS appends to the SMF type 110 record. It summarizes the data by application and user.

5. File and Database Detailed Usage subcomponent: This subcomponent processes file and database usage information from the SMF type 112 subtype 203 record, created by OMEGAMON XE for CICS. It summarizes the data by transaction.

Evaluating the CICS statistics component

Statistics, supported only for CICS/ESA and CICS/TS, are a tool for monitoring a CICS system; they collect information on the CICS system as a whole, without regard to tasks. Consider installing this component if you are interested in these types of statistics (written to SMF data sets by the CICS statistics domain):

- Interval
- End-of-day
- Requested
- Unsolicited

For information about statistics, refer to the appropriate *CICS Performance Guide*.

Evaluating the CICS transaction and unit-of-work analysis component

The CICS transaction and unit-of-work analysis component collects data about a transaction as it migrates from one CICS region (or processor complex) to another and back, letting you determine the total resource requirements of the combined transaction as a unit of work.

Note: Unit-of-work data collection generates intensive processing, which significantly increases collection time.

If you install this component, collect its data with a separate collect job, and for a limited time (15 minutes should be sufficient). Do not include this component's

Considering which components to install

table in your normal collect job. Otherwise, data collection takes too long to complete and results in a table that is too large to manage. For more information, see "Optimizing data collection" on page 17.

Evaluating the CICS transaction gateway component

CICS Transaction Gateway records statistics in SMF type 111 records, which are collected by the CICS Transaction Gateway component.

Evaluating the Key Performance Metrics (KPM) CICS component

The Key Performance Metrics (also referred to as KPM) CICS component has been designed to only collect data that is considered to be key metrics. It collects CICS monitoring SMF records only, by hourly interval and per CICS transaction level.

Consider installing this component if you require a simple overview of the performance of your CICS transactions.

This component can be installed stand alone, or it can be installed along with the other CICS components, if more detailed analysis is required.

Calculating local time

This component differs from the traditional CICS components in the way that it calculates local time. Traditional CICS components calculate local time using the supplied lookup table CICS_TIMEZONES. The KPM CICS component does not require this lookup table to calculate local time. It uses the SMF-supplied value instead to convert the monitoring time to local time, before storing the data in the database.

Reviewing table space profiles

Tivoli Decision Support for z/OS V1.8.2 introduces table space profiles. A table space profile allows you to define in one place all the settings for the creation of DB2 table spaces, tables, and indexes. These settings can then be used at component install time for all the DB2 table spaces, tables, and indexes.

The KPM CICS component is table space profiling enabled. The table space profiling allows you to implement partitioning by growth or range when installing any of the enabled components for the first time, without having to customize any of the object definitions. A default profile is provided for KPM CICS which supports partitioning by growth. However, you have the option to review and modify all the profile settings (which includes partitioning settings as well as table space and index parameters) before you install the component. Refer to the section "Working with table space profiles" in the *Administration Guide and Reference* for more information on how to review and modify your default profile settings for the Key Performance Metrics (KPM) CICS component tablespaces, tables, and indexes.

Making input data available

The CICS Performance feature uses CICS monitoring facility (CMF) and CICS statistics to generate data. For CICS/MVS, CICS/ESA and CICS/TS, verify that you have suitable values in the system initialization table (SIT) and in the monitoring control table (MCT). For CICS/MVS only, verify that you have suitable values in the journaling control table (JCT).

Verifying CICS/ESA and CICS/TS requirements

IBM Z Decision Support supports CICS/ESA and CICS/TS performance, statistics, and exception data recorded through SMF.

CICS/ESA and CICS/TS CMF requirements:

DFHSIT (the system initialization table)

Specify these operands:

- MN=ON enables CMF recording.
- MNPER=ON generates performance data.
- MNEXC=ON generates exception data.

In the DFHSIT, code MNCONV=YES to separate reporting for each terminal interaction of a conversational transaction. If MNCONV=NO, the response time for these transactions includes operator think time, which distorts average values.

Also, specifying MNEVE=ON in the DFHSIT generates SYSEVENT data. Although not supported by the CICS Performance feature, SYSEVENT data is a useful performance-analysis tool and can be collected by the System Performance feature. Refer to the appropriate *CICS System Definition Guide* for information about defining DFHSIT. Refer to the *System Performance Feature Guide* for information on using the System Performance feature for performance analysis.

As an alternative to revising the SIT, you can control CMF dynamically by using either master-terminal transaction commands or system-programming commands.

Refer to the appropriate *CICS CICS-Supplied Transactions* for descriptions of these applicable master-terminal transaction commands:

- CEMT SET MONITOR ON PERF
- CEMT SET MONITOR ON EXCEPT
- CEMT SET MONITOR ON EVENT

Refer to the appropriate *CICS System Programming Reference* for descriptions of the applicable SP commands.

DFHMCT (the monitoring control table)

Code the TYPE=INITIAL instruction with the operand CPU=YES if you need processor time measurements. (Note that CPU=YES is not required for CICS V4.1 and above.) There is a small processing overhead but, if you do not code this, the CPU time columns are zero in the CICS101, CICS403, and CICS404 reports.

Code the TYPE=INITIAL instruction with the operand CONV=YES if you want separate reporting for each terminal interaction of a conversational transaction. If CONV=NO, the response time for these transactions includes operator think time, which distorts average values.

If you run a database manager (either DBCTL or DL/I) and have chosen to install a subcomponent that contains their monitoring fields, check that these fields are present in the MCT.

If you want to record all system-defined performance data (no exclusions) and if you have no user-defined event monitoring points (EMPs), then you do not have to define DFHMCT for either CICS/ESA or CICS/TS. If you choose not to define DFHMCT, however, two defaults are active: CPU=NO and CONV=NO.

Making input data available

CICS/ESA and CICS/TS statistics requirements: In the DFHSIT macro, specify a STATRCD=ON operand to record interval and unsolicited statistics. To provide enough statistical data for meaningful reporting, use the default statistics interval of three hours. You can dynamically turn on or off requested and unsolicited statistics data by using either CEMT or SP commands. Refer to the appropriate *CICS CICS-Supplied Transactions* for a description of the CEMT command CEMT SET STATISTICS. Refer to the appropriate *CICS System Programming Reference* for a description of the SP command EXEC CICS SET STATISTICS.

CICS/ESA and CICS/TS record statistics data at the end-of-day expiry time and at shutdown, regardless of settings that control requested and unsolicited statistics data. Refer to the appropriate *CICS Performance Guide* for details of CICS statistics.

Verifying CICS/MVS requirements

DFHSIT (the system initialization table)

Specify these operands:

- MCT=xx enables use of the monitoring control table, where xx represents the MCT suffix.
- MONITOR=(ACC,PER,EXC) enables monitoring of accounting, performance, and exception data.

In the DFHSIT, code MNCONV=YES to separate reporting for each terminal interaction of a conversational transaction. If MNCONV=NO, the response time for these transactions includes operator think time, which distorts average values.

To generate the most detailed IBM Z Decision Support reports, code DFHSIT to continuously record CICS monitoring data to the SMF log. Refer to *CICS/MVS Resource Definition (Macro)* for information about defining DFHSIT.

As an alternative to revising the SIT, you can control CMF dynamically by using the CSTT transaction. Refer to *CICS/MVS CICS-Supplied Transactions* for a description of the CSTT transaction.

DFHMCT (the monitoring control table)

Define separate TYPE=RECORD entries for each of these classes of monitoring data:

- CLASS=ACCOUNT enables recording of accounting data.
- CLASS=EXCEPTION enables recording of exception data.
- CLASS=PERFORMANCE enables recording of transaction performance data.

You can control whether CMF uses separate journals for each class, or whether it records some combination of classes into one journal.

If you run DL/I, and have chosen to install a subcomponent that contains its monitoring fields, check that these fields are present in the MCT.

Refer to the *CICS/MVS Resource Definition (Macro)* for information about defining DFHMCT.

DFHPPT and DFHPCT

Monitoring entries are required in the CICS system definition (CSD) file (online resource definitions) or in the processing program table (PPT) and the program control table (PCT) (macro definitions). To determine how to control CMF when using online resource definitions, refer to the *CICS/MVS Operations Guide* and *CICS/MVS Resource Definition (Online)*. To determine how to control CMF when using macro resource definitions, refer to the *CICS/MVS Operations Guide* and *CICS/MVS Resource Definition (Macro)*.

DFHJCL (journaling control table)

Specify these operands:

- FORMAT=SMF records data in SMF type 110 record format.
- JTYPE=SMF writes journal buffers to the SMF log.

Refer to *CICS/MVS Resource Definition (Macro)* for information about defining DFHJCT.

For information about the data provided in the accounting, performance, and exception class records, refer to the *CICS/MVS Performance Guide* and the *CICS/MVS Customization Guide*.

Verifying OMEGAMON XE for CICS requirements

If you want to record the OMEGAMON XE for CICS performance data, you have to define those event monitoring points in the MCT. For more information on defining the MCT, see the OMEGAMON XE for CICS on z/OS Version 4.1 Information Center. IBM Z Decision Support Version 1.8.0 supports OMEGAMON XE for CICS Version 4.1.

Optimizing data collection

Your first task in optimizing data collection is to install only the components and subcomponents that meet your needs. Use the information in “Considering which components to install” on page 8 to evaluate components and subcomponents.

The *Administration Guide and Reference* describes how to optimize IBM Z Decision Support data collection by specifying only the needed tables in the INCLUDE (or EXCLUDE) clauses of the COLLECT statement. The example in Figure 5 shows how to selectively include data tables supplied with the CICS Performance feature.

```
//JOB CARD
//COLLECT EXEC PGM=DRLPLC,
// PARM=('SYSTEM=DB2A',
// 'SYSPREFIX=DRLSYS',
// 'SHOWINPUT=YES')
//STEPLIB DD DISP=SHR,DSN=DRLxxx.LOAD.LIBRARY
//DRLLOG DD DISP=SHR,DSN=XXX.CICS33.LOG1 LOG DATA SET
//DRLDUMP DD SYSOUT=*,DCB=(RECFM=VB,LRECL=32756,BLKSIZE=32760)
//DRLOUT DD SYSOUT=*,DCB=(RECFM=F,LRECL=132)
//DRLNDICT DD DISP=OLD,DSN=XXX.CICS.NODICT.RECORDS.LOG
//DRLIN DD *
    SET PREFIX = 'DRL' ;
    COLLECT
        SMF
        INCLUDE
            DRL.EXCEPTION_T,
            DRL.CICS_DBCTL_TRAN_D,
            DRL.CICS_DBCTL_TRAN_W,
            DRL.CICS_DBCTL_USR_D,
            DRL.CICS_DBCTL_USR_H,
            DRL.CICS_DBCTL_USR_W,
            DRL.CICS_DLI_TRAN_D,
            DRL.CICS_DLI_TRAN_W,
            DRL.CICS_DLI_USR_D,
            DRL.CICS_DLI_USR_H,
            DRL.CICS_DLI_USR_W,
            DRL.CICS_A_BASIC_H,
            DRL.CICS_A_BASIC_W,
            DRL.CICS_A_DBCTL_H,
            DRL.CICS_A_DBCTL_W,
            DRL.CICS_A_DBCTL_USR_H,
            DRL.CICS_A_DBCTL_USR_W,
            DRL.CICS_A_DLI_H,
            ...
            DRL.CICS_S_TRANSIENT_T
        REPROCESS
    ;
/*
```

Figure 5. Sample COLLECT job with an INCLUDE clause

See “Processing dictionary data” on page 135 for the line:

```
//DRLNDICT DD DISP=OLD,DSN=XXX.CICS.NODICT.RECORDS.LOG
```

Making input data available

Verifying CICS Transaction Gateway requirements

CICS Transaction Gateway recording to SMF is enabled by adding a parameter in the GATEWAY section of the configuration file:

- statsrecording=on

For more information see the *CICS Transaction Gateway z/OS Administration Guide*.

Defining the operating environment

To organize the system data collected from SMF and other logs, you must define the operating environment to IBM Z Decision Support. This process (described in the *Administration Guide and Reference*) occurs for any component. Tables contain the environment data, and IBM Z Decision Support uses these tables when it processes data and creates reports.

Installing the components

About this task

After the system programmer has successfully installed the IBM Z Decision Support base and features, you can choose whether to load any feature components and subcomponents. IBM Z Decision Support installs the necessary log and record definitions, record procedures, and updates definitions to IBM Z Decision Support system tables. IBM Z Decision Support also installs the predefined tables (described in “Data tables, lookup tables, and control tables” on page 138) and reports (described in “Chapter 3, “Reports,” on page 47).

Each component and subcomponent of the CICS Performance feature is optional. All IBM Z Decision Support features, components, and subcomponents install the same way. Using the administration dialog, you select which components of the CICS Performance feature to install.

Perform these steps:

Procedure

1. From the IBM Z Decision Support **Administration** window (Figure 6), select **2. Components** and press Enter.

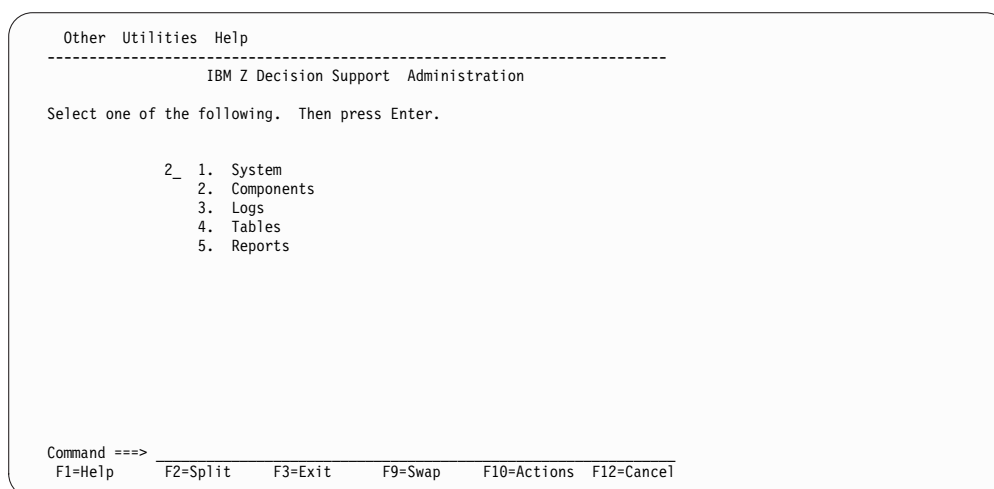


Figure 6. IBM Z Decision Support Administration window

IBM Z Decision Support displays the **Components** window (Figure 7).

```

Component Space Other Help
-----
                                Components                               Row 1 to 22 of 74
Command ==> _____

Select one or more components. Then press Enter to Open component.

/ Components                               Status   Date
- z/OS Performance Management (MVSPM) Component   Installed 2007-08-01
- z/OS System (MVS) Component                     Installed 2007-08-01
- z/OS Availability Component
- z/OS Interval Job/Step Accounting Component
- z/VM Performance Component
7 CICS Monitoring Component
- CICS Monitoring Partitioned Component
- CICS OMEGAMON Monitoring Component
- CICS Statistics Component
- CICS Statistics Partitioned Component
- CICS Tran&UOW Analysis Partitioning Component
- CICS Transaction and UOW Analysis Component
- Data Set Component
- DB2 Component
- DFSMS Set Component
- DFSMS/RMM Component
- EREP Component
- HTTP Server for z/OS (ICSS) Component
- IMS 10.1 CSQ Collect Component
- IMS 10.1 Log Records Component
- IMS 7.1 Collect Component
- IMS 7.1 CSQ Collect Component
F1=Help   F2=Split   F3=Exit   F5=New   F6=Install  F7=Bkwd
F8=Fwd   F9=Swap   F10=Actions F12=Cancel

```

Figure 7. Components window

- From the **Components** window, select the component to install (here, the CICS monitoring component) and press F6.

Because the CICS monitoring component contains subcomponents, IBM Z Decision Support displays the **CICSMON Component Parts** window (Figure 8 on page 20).

Installing the components

```
Component Space Other Help
-----
CICSMON Component Parts Row 1 to 13 of 16
Command ==> _____
Select the parts of the component you want to install. Then press Enter.

/ Component Part Status Date
/ 1 Basic Subcomponent
- 2 DBCTL Subcomponent
- 3 DL/I Subcomponent
- 4 Basic Application Analysis Subcomponent
- 5 DBCTL Application Analysis Subcomponent
- 6 DL/I Application Analysis Subcomponent
- 7 CICS/MVS Global and Accounting Subcomponent
/ 8 Basic Transaction Subcomponent
- 9 DBCTL Transaction Subcomponent
- 10 DL/I Transaction Subcomponent
- 11 Basic Application User Subcomponent
- 12 DBCTL Application User Subcomponent
- 13 DL/I Application User Subcomponent
F1=Help F2=Split F7=Bkwd F8=Fwd F9=Swap F12=Cancel

-----
DFSMS/RMM Component
EREP Component
HTTP Server for z/OS (ICSS) Component
IMS 10.1 CSQ Collect Component
IMS 10.1 Log Records Component
IMS 7.1 Collect Component
IMS 7.1 CSQ Collect Component
F1=Help F2=Split F3=Exit F5=New F6=Install F7=Bkwd
F8=Fwd F9=Swap F10=Actions F12=Cancel
```

Figure 8. CICSMON Component Parts window

3. Select the subcomponents to install and press Enter to display the **Installation Options** window (Figure 9 on page 21)
Start with subcomponent 1. Then test it and install more subcomponents as required.

```

Component Space Other Help
-----
CICSMON Component Parts          ROW 1 TO 13 of 13
-----
S      Installation Options      Enter.
/      Select one of the following. Then press Enter.      Date
/
-      1. Online
-      2. Batch
-      F1=Help   F2=Split   F6=Objects F9=Swap   F12=Cancel
-----
-      7 CICS/MVS subcomponent (global + accounting)
/      8 Basic Transaction subcomponent
-      9 DBCTL Transaction subcomponent
-     10 DL/I Transaction subcomponent
-     11 Basic Application User subcomponent
-     12 DBCTL Application User subcomponent
-     13 DL/I Application User subcomponent
***** BOTTOM OF DATA *****
Command ==>
-      F1=Help   F2=Split   F7=Bkwd   F8=Fwd   F9=Swap   F12=Cancel
-----
F8=Fwd   F9=Swap   F10=Actions F12=Cancel

```

Figure 9. Installation Options window

4. Using the component-installation procedure in the *Administration Guide and Reference*, specify whether to install the subcomponent online or in batch mode. Installation of the CICS Performance feature can result in a lot of output, so it is recommended that you install CICS components in batch.
 - If you specify online installation, IBM Z Decision Support displays the Lookup Tables window. (See “Updating the lookup tables” for more information.)
 - To edit a lookup table using ISPF edit, select a table and press Enter.
 - If the lookup table is wider than 255 characters, you must use the QMF™ table editor:
 - To edit a lookup table using the QMF table editor in add mode, press F5 (QMF add).
 - To edit a lookup table using the QMF table editor in change mode, press F6 (QMF chg).
 - If you specify batch mode, IBM Z Decision Support starts an ISPF edit session, from which you can edit and submit the installation JCL. Batch installation messages identify the lookup tables that require editing. (See “Updating the lookup tables” for more information.)

What to do next

When you have finished editing lookup tables, installation continues. After installation is complete, IBM Z Decision Support returns to the **Components** window, and the **Status** field indicates that the component is installed.

Updating the lookup tables

To accurately analyze performance data from your system, group the data by user groups, workload types, project groups, and so on. Each installation has different criteria for grouping the data. All components of the CICS Performance feature,

Updating the lookup tables

except for the Key Performance Metrics (KPM) CICS component, include lookup tables that you can customize to specify the groupings you want reflected in your reports

To decide how you want data grouped, develop a performance and service-level strategy using the information in “Establishing performance objectives” on page 2. After developing your strategy, use the administration dialog to modify the lookup tables for each subcomponent to implement your strategy. You can edit tables using either the ISPF editor or the QMF table editor.

Note: As the needs of your organization change, so will your service-level strategy. You might need to update the lookup tables periodically to reflect these changes.

With the CICS Performance feature, customization involves updating the CICS_TIMEZONES, CICS_LOOKUP_APPL and CICS_LOOKUP_SYSTEM lookup tables.

Updating CICS_TIMEZONES

This table can be filled in through the IBM Z Decision Support dialogs. For more information about customizing the lookup tables through the dialogs, refer to the *Administration Guide and Reference*.

Another way to fill in this table is with statements similar to those shown in Figure 10.

```
SQL INSERT INTO &PREFIX.CICS_TIMEZONES
(MVS_SYSTEM_ID, TIMEOFF) VALUES (('MVS1', -60))
SQL INSERT INTO &PREFIX.CICS_TIMEZONES
(MVS_SYSTEM_ID, TIMEOFF) VALUES (('MVS2', 60))
SQL INSERT INTO &PREFIX.CICS_TIMEZONES
(MVS_SYSTEM_ID, TIMEOFF) VALUES (('MVS3', 0))
```

Figure 10. Sample fill in for the CICS_TIMEZONES lookup table

For MVS1, the local time is calculated by subtracting 60 minutes (one hour) from the GMT time read on the record. For MVS2, the local time is calculated by adding 60 minutes (one hour) to the GMT time read on the record. For MVS3, the time is left unchanged.

Note that the Key Performance Metrics (KPM) CICS component does not use this lookup table to convert monitoring time to local time when collecting data to the database. The KPM CICS component uses the offset provided in the SMF record instead to calculate the local time. This means that the KPM CICS data is always converted to local time by default, enabling you to relate this data to other SMF data collected by TDSz, for example Workload information.

Updating CICS_LOOKUP_APPL

Decide whether you require reports by CICS transaction or by both CICS transaction and CICS application. To enable reporting on CICS applications, update the CICS_LOOKUP_APPL table to identify application components; otherwise, your reports will not show CICS application data.

For example, a simple way to fill the CICS_LOOKUP_APPL table is to first fill the CICS_TRANSACTION_D table with valid data by collecting a log. If your transactions have a generic naming standard for your order-entry application (such as OE01, OE02, OE03, and so on), you can update the CICS_LOOKUP_APPL table with the SQL statement shown in Figure 11 on page 23.

```

INSERT INTO CICS_LOOKUP_APPL
(MVS_SYSTEM_ID,
CICS_SYSTEM_ID,
APPLICATION_NAME,
TRANSACTION_ID,
TRAN_RESP_BND1_SEC, TRAN_RESP_BND2_SEC, TRAN_RESP_BND3_SEC,
TRAN_RESP_BND4_SEC,
APPL_RESP_BND1_SEC, APPL_RESP_BND2_SEC, APPL_RESP_BND3_SEC,
APPL_RESP_BND4_SEC)
SELECT DISTINCT
MVS_SYSTEM_ID,
CICS_SYSTEM_ID,
'ORDER_ENTRY',           --application name (variable)
TRANSACTION_ID,
1,2,5,10,1,2,5,10      --response time boundaries (defaults)
FROM CICS_TRANSACTION_D
WHERE TRANSACTION_ID LIKE 'OE%'      --generic transaction identifier (variable)

```

Figure 11. Sample update to the CICS_LOOKUP_APPL lookup table

Note: For other applications, you can repeat the statements shown in Figure 11 and just change both the application name and the generic transaction identifier.

If you decide that you require reports by both CICS transaction and CICS application, you must install at least one of these application analysis subcomponents:

- Subcomponent 4, basic application analysis
- Subcomponent 5, DBCTL application analysis
- Subcomponent 6, DL/I application analysis

As described in “Evaluating the CICS monitoring component” on page 11, subcomponents that summarize data by transaction are prerequisites for their corresponding subcomponents that summarize data by application. The example in Figure 12 shows update definition code that uses the table for application analysis subcomponents.

```

APPLICATION_NAME = VALUE(LOOKUP APPLICATION_NAME
                        IN &PREFIX.CICS_LOOKUP_APPL
                        WHERE MVS_SYSTEM_ID LIKE
                        MVS_SYSTEM_ID
                        AND CICS_SYSTEM_ID LIKE
                        CICS_SYSTEM_ID
                        AND TRANSACTION_ID LIKE
                        TRANSACTION_ID,
                        'OTHER'))

```

Figure 12. Update definition supplied in subcomponent 4, basic application analysis

This summarizes all transactions that do not match under the ‘OTHER’ application. For information about using LIKE in a COLLECT statement, refer to the *Language Guide and Reference*.

Note: The example in Figure 12 can be modified to look only for exact matches (with some improvement in performance) by exchanging LIKE for equal signs (=).

Updating CICS_LOOKUP_SYSTEM

This table can be used to group CICS systems. You can then create reports that report on groups of CICS systems, specifying a group name, such as PRODUCTION. Update CICS_LOOKUP_SYSTEM with statements similar to those shown in Figure 13 on page 24.

Updating the lookup tables

```
APPLICATION_NAME = VALUE(LOOKUP APPLICATION_NAME
                          IN &PREFIX.CICS_LOOKUP_APPL
                          WHERE MVS_SYSTEM_ID LIKE
                                MVS_SYSTEM_ID
                                AND CICS_SYSTEM_ID LIKE
                                CICS_SYSTEM_ID
                                AND TRANSACTION_ID LIKE
                                TRANSACTION_ID,
                          'OTHER'))
```

Figure 13. Sample update to the CICS_LOOKUP_SYSTEM lookup table

CICS_LOOKUP_SYSTEM is not used in the supplied tables and reports.

For more information about customizing lookup tables, refer to the *Administration Guide and Reference*.

Updating other lookup tables

If your system also has the System Performance feature installed, you can cause IBM Z Decision Support to collect data regarding CICS region activity by updating the MVS_WORKLOAD2_TYPE table. This information can prove helpful when you need reports on CICS availability. For more information, refer to the *System Performance Feature Reference Volume 1*.

Testing the installation

Before starting the daily use of the CICS Performance feature, run a few tests to ensure that the installation was successful. This step verifies that IBM Z Decision Support is collecting the right data, storing the data correctly, and using the proper data to create reports. Testing the installation also confirms that the lookup tables contain appropriate values.

Refer to the *Administration Guide and Reference* for the steps involved in testing component installation.

Putting the feature into production

After you run the tests and verify that the installation is successful, you can put the CICS Performance feature and its components into production.

Figure 14 shows the daily steps involved in using IBM Z Decision Support.

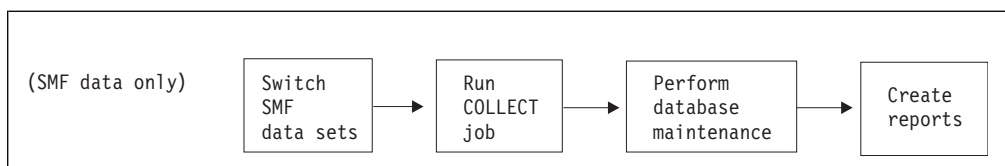


Figure 14. Daily steps involved in using IBM Z Decision Support

You can run reports in batch, after setting batch parameters for each report using the administration dialog.

For detailed information about these steps, refer to the *Administration Guide and Reference*.

Monitoring CICS Performance

To understand performance data it is important to study the way CICS performs at your installation. Analyze the work using the CICS basic building blocks: transactions. Group the transactions into categories of similar resource or user requirements, and describe each category's characteristics. Understand the workload that CICS performs for each transaction. Also, it is important to understand the volume of transactions expected during any given period. IBM Z Decision Support can show you various types of data for the transactions currently processed by CICS.

IBM Z Decision Support feature components and subcomponents include lookup tables that you can customize to specify the groupings you want reflected in your reports. For more information, see “Updating the lookup tables” on page 21.

A service-level agreement for a CICS user group defines commitments in several areas of quantifiable CICS-related resources and services. As described in “Considering which components to install” on page 8, CICS service commitments belong to one of these areas:

- Availability
- Performance
- Exceptions and incidents

This chapter describes certain issues and concerns associated with systems management and how you can use the CICS Performance feature to explore those issues and concerns.

Monitoring availability

CICS, in the SMF logs, provides availability information for the overall subsystem, as well as the connection to DB2. This information is collected by IBM Z Decision Support in the CICS_AVAIL_T_,D_,W tables (see pages “CICS_AVAIL_T” on page 206 and “CICS_AVAIL_D_,W” on page 207 for details). The CICS_AVAIL_RES lookup table needs to be customized with the name of the resources (CICS regions and DB2 connections) to be monitored. In addition to the above specific data, other considerations and measurements can be performed as follows.

Users of CICS applications depend on the availability of several types of resources:

- Central site hardware and the operating system environment in which the CICS region runs
- Network hardware, such as communication controllers, teleprocessing lines, and terminals through which users access the CICS region
- CICS region
- Application programs and data

Application programs can be distributed among several CICS regions. More than one set of such resource types might exist, all of which must be available to satisfy application requirements.

The information provided by CICS and MVS limits the accuracy with which IBM Z Decision Support can report availability. A process of deduction can yield some helpful analysis of CICS availability. If CICS uses a resource, that resource must have been available. Records and messages indicating that CICS used a resource tell you that the resource was available at that time. But, if a resource is not used for a known period, it is not necessarily unavailable.

Monitoring availability

You can define dependencies between resources by specifying MVS subsystem resource type, name, and availability objectives in the common lookup table AVAILABILITY_PARM and the MVS lookup table MVS_WORKLOAD_TYPE.

You can create reports that show CICS region and resource availability.

Monitoring CICS resource availability

Although CICS keeps status information about its resources in its internal control tables, this information is not usually available externally. CICS writes an exception for line and terminal out-of-service information to destination CSMT. To ensure complete data capture for CICS/MVS, run CSTT AUT at CICS termination (for example, through the shutdown PLT).

CMF performance class records, CICS/ESA and CICS/TS statistics show transaction types and terminals used within any selected time interval. These records contain usage counts for all CICS resources identified in the CICS control tables where you define your system and tailor it to your environment, as described in “Implementing the CICS Performance feature” on page 7.

Note:

1. When you infer resource availability from usage in this way, carefully choose resources to monitor. Resources must be active often enough to make it unlikely that they are inactive during a monitoring interval. Otherwise, zero use falsely designates unavailability.
2. When creating reports to show CICS resource availability, compare reporting periods for resources required by more than one CICS region. IBM Z Decision Support can correctly report CICS resource availability when you logically combine information. For example:
 - Distributed applications, either multiregion operation (MRO) or intersystem communication (ISC), need resources in two or more connected CICS regions. The availability of each resource may be inferred from its use in each system. The availability of the application can only be developed by combining availability information and determining that the application was available in every CICS region that supplies resources.
 - VTAM[®] terminals may be shared between CICS regions. The availability of a terminal may be inferred from its use by any subsystem. A global view of the availability of the terminal can be developed by finding it active in any one of the connected systems. (It cannot be available in all systems at the same time.)
3. CICS uses an *extended recovery facility* (XRF) to reduce the duration of unplanned outages, thereby allowing a higher level of CICS availability. The main source of CICS information for XRF is the *CICS XRF Guide*. For a detailed analysis of XRF and VTAM performance effects, refer to the *CICS Performance Guide*.

Monitoring file and data base usage

OMEGAMON XE for CICS writes information on file and data base usage to SMF type 110 records as well as to SMF type 112 subtype 203 records. These records contain counts and elapsed times for commands issued by transactions against various file and database types. Figure 15 on page 27 shows a IBM Z Decision Support sample report. This report can be used to determine transaction averages on DB2 request counts, DB2 request response times, DB2 wait counts, and DB2 wait elapsed times.

OMEGAMON transaction DB2 averages, hourly					
MVS ID: 'SYS ' CICS ID: 'CICSXX64'					
DATE: '2007-06-07'					
HOUR	TRANSACTION ID	REQUEST COUNT	REQUEST RESPONSE TIME	DB2 WAIT COUNT	DB2 WAIT TIME
20	AMG1	1446	5.118E-03	684	3.136E-06

IBM Z Decision Support: CICSOMEG007

Figure 15. CICS Application Response Times, Detail report

Monitoring response time

IBM Z Decision Support reporting methods show CICS response as *internal response time*, that is the amount of time from the recording of a transaction request to its processing termination. Internal response time does not measure how long the message took to get from the terminal operator, through a communication controller, across a communication line, through another communication controller, through the communication access method, and finally through any delays before a channel program enqueued the request to a CICS region. It also does not account for any delay before the terminal regains control, finds the message, and requests CICS services. Figure 16 shows the elements of CICS internal response time. (For details about the response-time elements, refer to the description of SNA transaction flows in the appropriate *CICS Performance Guide*.)

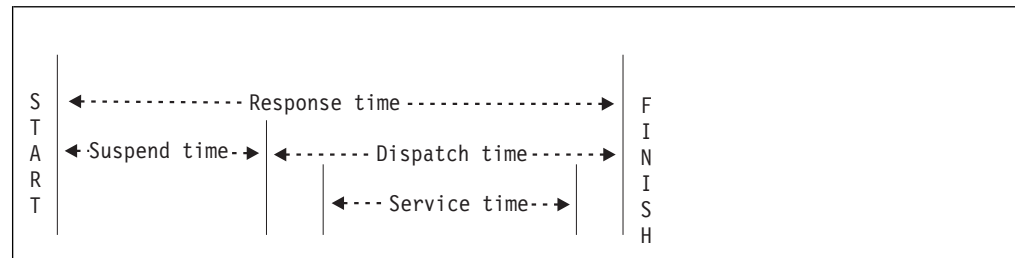


Figure 16. CICS internal response-time elements

CICS response-time reports show only the CICS application internal response times. As described in the , the Network Performance Feature generates reports that show the total, end-to-end average response time (operator transit time) for VTAM applications (for example, a CICS region) on an individual logical-unit (LU) basis. The operator transit time consists of the host transit time and the network transit time, which are also shown in the Network Performance Feature reports. Using these reports, you can isolate a response-time problem either to the network or to CICS and act on it accordingly. Should the problem be in CICS, you can use CICS Performance feature reports to identify the application causing the response-time degradation.

For example, the CICS Application Response Times, Overview report (in Figure 17 on page 28) shows average internal response times for applications defined in the CICS_LOOKUP_APPL lookup table. It compares actual response times to response times established in the service-level agreement. The applications shown are those with the most frequent transactions.

Monitoring response time

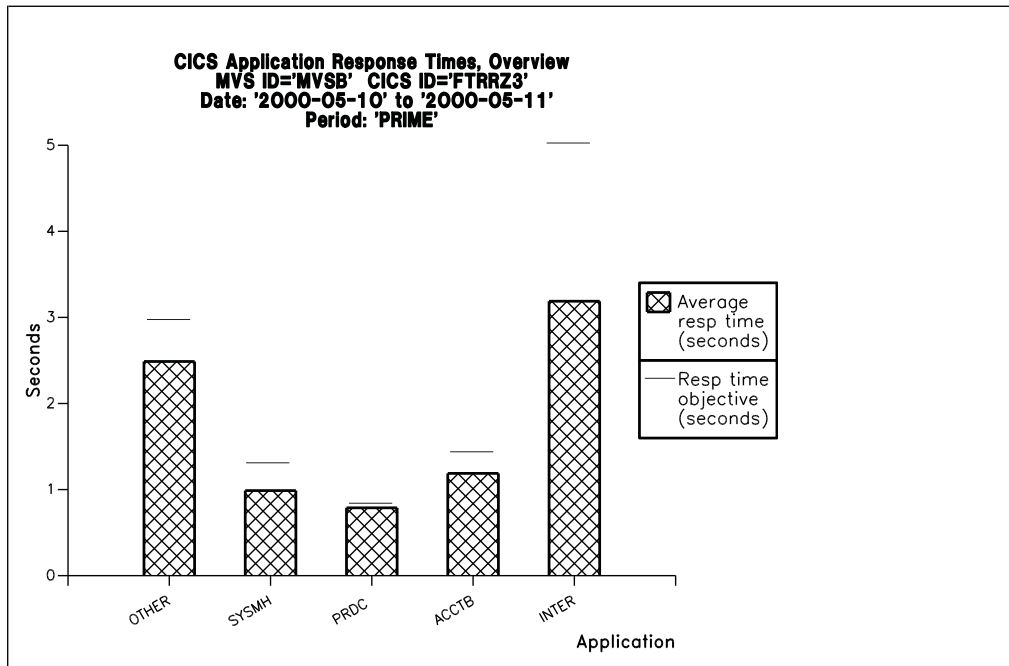


Figure 17. CICS Application Response Times, Overview report

IBM Z Decision Support can also show trends in response time for a particular workload. The CICS Application Response Times, Trend report (in Figure 18) contains weekly average internal response times for applications defined in the CICS_LOOKUP_APPL lookup table.

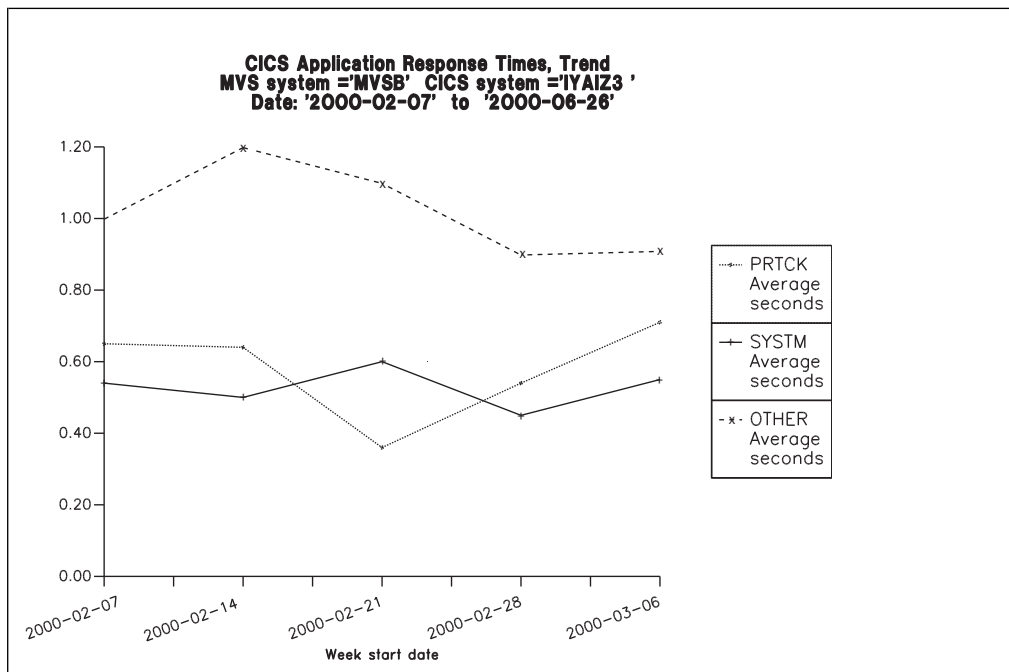


Figure 18. CICS Application Response Times, Trend report

IBM Z Decision Support uses service time and suspend time when it calculates the information contained in the CICS Application Response Times, Detail report (in Figure 19 on page 29).

CICS Application Response Times, Detail														
MVS system = 'MVS8' CICS system = 'FGAIZ3'														
Date: 2000-05-10														
Application name	Tran count	Average elapsed (sec)	Average CPU (sec)	Average disp (sec)	Average disp wait (sec)	Average suspend (sec)	Average program load (sec)	Average TD IO wait (sec)	Average TS IO wait (sec)	Average TC IO wait (sec)	Average FC IO wait (sec)	Average JC IO wait (sec)	Average MRO wait (sec)	Average except wait (sec)
OTHER	507	6.964	0.000	0.000	0.064	0.307	0.025	0.001	0.023	0.403	0.000	0.678	0.069	6.657
SYSTEM	120	2.439	0.000	0.000	0.058	0.201	0.077	0.000	0.011	0.002	0.000	1.921	0.001	2.237
	627													

IBM Z Decision Support Report: CICS403

Figure 19. CICS Application Response Times, Detail report

Response times depend on the speed of the processor and on the nature of the application. The CPU time is zero if CPU=YES is not specified in the MCT. Suspend time is the time a task must wait for resources. Because processor service time is but a fraction of a second, the processor usage is generally acceptable, even at high processor utilization levels. However, look for the symptoms of resource contention: growing suspend and exception wait times.

Observe consistency among response times. Sharp variations indicate erratic behavior. The typical way in which response times in a system deteriorate with increasing transaction rate is gradual at first, then suddenly rapid. A typical curve appears in Figure 20. It shows a sharp change when, suddenly, the response time increases dramatically for a relatively small increase in transaction rate.

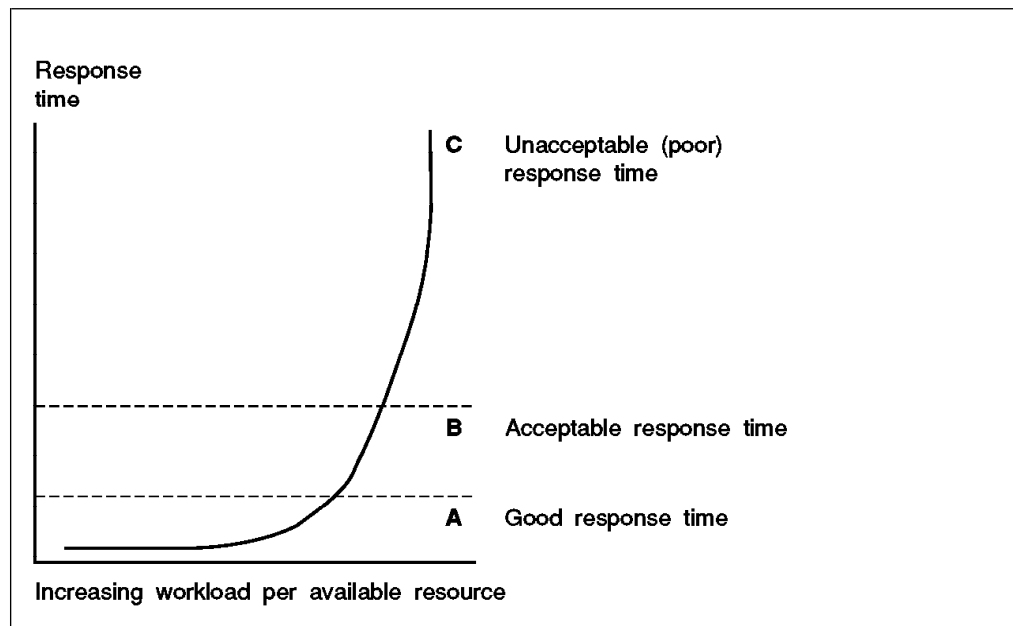


Figure 20. Example of deteriorating response time due to increased workload

Response time is the main performance factor to track when measuring service levels in CICS regions. Because interactive workload is usually variable, you should collect data from periods of peak activity (volume of transactions) to get a true picture of system activity. Activity peaks can differ among individual users or among localized groups of terminals. Examples of this difference are peak activity levels among different departments or on different teleprocessing lines. Refer to the

Monitoring response time

CICS Performance Guide for information about response-time measurement techniques (for example, full-load measurement and single-transaction measurement).

Monitoring resource use

Poor response time usually indicates inefficient use of either the processor or storage (or both). This section describes how IBM Z Decision Support-supplied reports can help you isolate a resource as the cause of a CICS performance problem.

Monitoring processor use

IBM Z Decision Support supplies a CICS Application CPU Utilization, Trend report (in Figure 21) that shows weekly averages of CPU use for the timespan you specify.

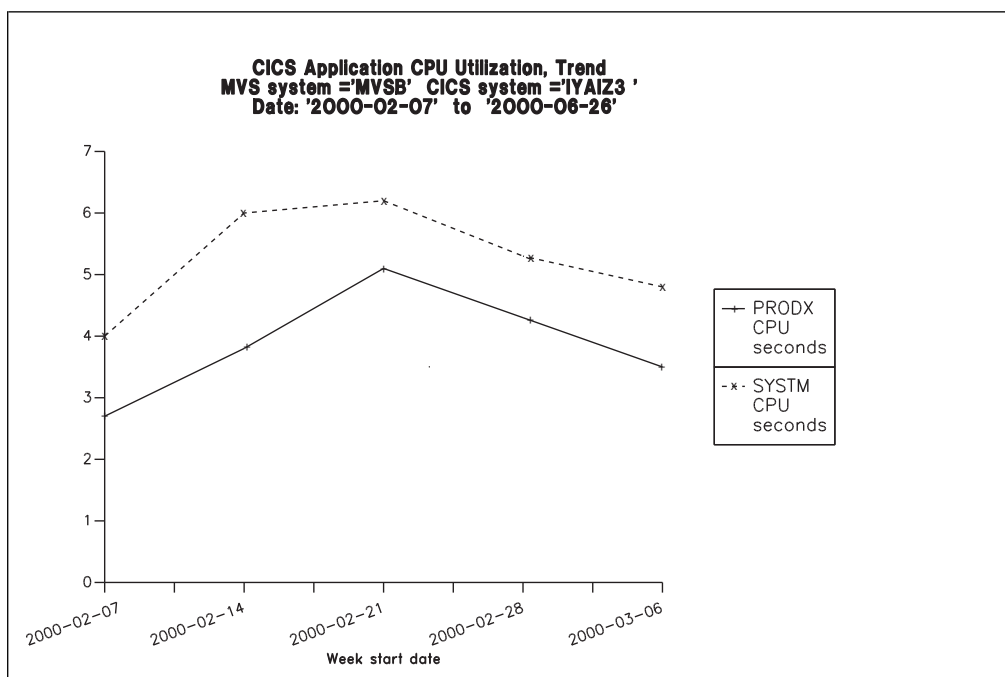


Figure 21. CICS Application CPU Utilization, Trend report

If both the CICS Performance feature statistics component and the System Performance feature MVS component are installed and active, these reports are available for analyzing transaction rates and processor use by CICS region:

- The CICS Transaction Processor Utilization, Monthly report (in Figure 22 on page 31) shows monthly averages for the dates you specify.
- The CICS Transaction Processor Utilization, Daily report shows daily averages for the dates you specify.

These reports have the advantage that they do not need CMF data. Statistics incur less processing overhead.

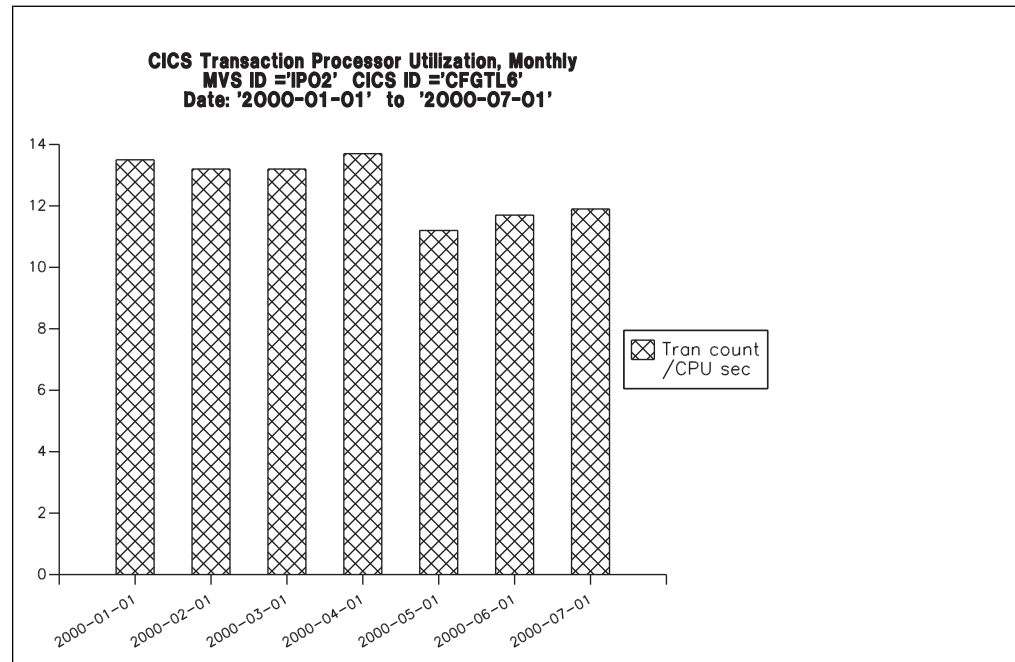


Figure 22. CICS Transaction Processor Utilization, Monthly report

Monitoring storage use

Storage stress occurs when CICS is short of dynamic storage or extended dynamic storage. It can indicate:

- Resource constraints, causing tasks to remain in storage longer than necessary
- Too many tasks in storage, overwhelming available free storage
- Poorly designed applications and programs, requiring unreasonable amounts of storage

Symptoms of storage stress include:

- Poor response times
- Short-on-storage (SOS) conditions
- Heavy paging activity
- Dramatic increase in I/O activity on DFHRPL program libraries
- Program compression (applicable only to CICS/MVS)

IBM Z Decision Support produces several reports that can help identify storage stress. For example, the CICS Dynamic Storage (DSA) Usage report (in Figure 23 on page 32) shows pagepool usage.

Monitoring resource use

CICS Dynamic Storage (DSA) Usage							
MVS ID = 'IP02'		CICS ID = 'CSRT5'					
Date: '2000-05-01' to '2000-05-02'							
Pagepool name	DSA (bytes)	Cushion (bytes)	Free storage (bytes)	Free storage (pct)	Largest free area	Getmains	Freemains
CDSA	1048576	65536	802816	76	765952	3695	3620
ECDSA	8388608	262144	7667712	91	7667712	8946	7252
ERDSA	3145728	262144	1302528	41	1290240	204	3
EUDSA	8388608	262144	8388608	100	8388608	1	1
UDSA	4194304	65536	4186112	99	4182016	6	4

IBM Z Decision Support Report: CICS809

Figure 23. Dynamic Storage (DSA) Usage report

CICS/ESA and CICS/TS differ from CICS/MVS in its defenses against stress. CICS/MVS compresses programs (deleting all nonresident, not-in-storage programs) when it issues a GETMAIN that does not successfully complete. CICS/ESA and CICS/TS dynamically manage incremental and progressive program compression as free storage decreases, removing least-recently-used programs from storage. CICS/ESA also slows dispatching of new tasks incrementally and progressively as free storage diminishes. The overhead of a full program compression is avoided, if possible, by CICS/ESA.

Monitoring volumes and throughput

CICS/ESA and CICS/TS use MVS subtasks to fast load programs from DASD to MVS library lookaside dataspaces in extended storage. This process practically eliminates DASD I/O for critical programs. Paging from DASD increases demands on processor resource, but paging from library lookaside areas has almost no effect on processing performance.

Because CICS/ESA and CICS/TS use an MVS subtask to page and because an MVS page-in causes a MVS task to halt execution, the number of page-ins is a performance concern. Page-outs are not a concern because page-outs are scheduled to occur during lulls in CICS processing. If you suspect that a performance problem is related to excessive paging, you can use IBM Z Decision Support to monitor page-ins from data that RMF creates and then writes to SMF.

Consider controlling CICS throughput either by using MXT, AMXT, and CMXT in CICS or by using the DL/I CMAXTSK specification in the DLZACT. Fewer concurrent transactions require less central storage, cause less paging, and process faster than a lot of transactions.

The degree of sensitivity of CICS regions to paging from DASD depends on the transaction rate, the processor loading, and the average internal lifetime of the CICS tasks. An ongoing, hour-on-hour acceptable rate can easily increase to unacceptable levels during peak processing.

CICS Transaction Performance, Detail
MVS ID = 'IP02' CICS ID = 'CFGTV1 '
Date: '2000-03-19' to '2000-03-20'

Tran ID	Tran count	Avg resp time (sec)	Avg CPU time (sec)	Prog load (avg)	Prog loads (avg)	FC calls (avg)	Exceptions	Program storage bytes (max)	Getmains < 16 MB (avg)	Getmains > 16 MB (avg)
QUIT	7916	0.085	0.017	0	0	18	0	74344	22	0
CRTE	1760	4.847	0.004	0	0	0	0	210176	1	0
AP00	1750	0.184	0.036	0	0	8	0	309800	66	0
PM94	1369	0.086	0.012	0	0	6	0	130096	24	0
VCS1	737	0.073	0.008	2	0	7	0	81200	14	0
PM00	666	1.053	0.155	1	0	62	0	104568	583	0
CESN	618	8.800	0.001	0	0	0	0	41608	0	0
SU01	487	0.441	0.062	4	0	126	0	177536	38	0
...										
GC11	1	0.341	0.014	1	0	2	0	37048	10	0
DM08	1	0.028	0.002	0	0	0	0	5040	3	0
=====								=====		
	20359							309800		

IBM Z Decision Support Report: CICS101

Figure 24. CICS Transaction Performance, Detail report

The best indicator of a transaction's performance is its response. For each transaction ID, the CICS Transaction Performance, Detail report (in Figure 24) shows the total transaction count and the average response time.

Use this report to start verifying that you are meeting service-level objectives. First, verify that the values for average response time are acceptable. Then check that the transaction rates do not exceed agreed-to limits. If a transaction is not receiving the appropriate level of service, you must determine the cause of the delay.

Interpreting combined CICS and DB2 performance data

For each CICS task, CICS generates an LU6.2 unit-of-work ID. DB2 also creates an LU6.2 unit-of-work ID. Figure 25, shows that IBM Z Decision Support can use the DB2 accounting token to correlate CICS records with DB2 records for the same task.

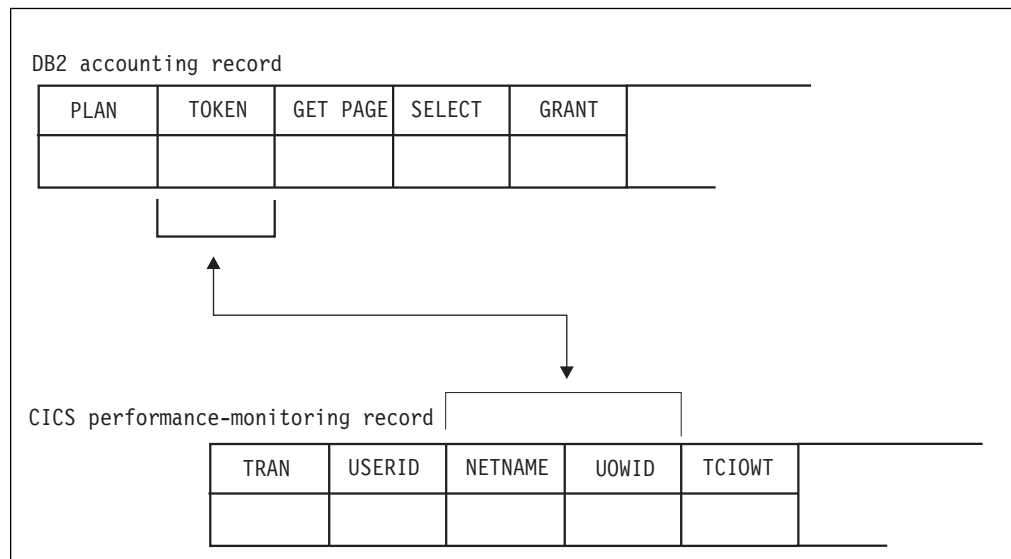


Figure 25. Correlating a CICS performance-monitoring record with a DB2 accounting record

Interpreting combined CICS and DB2 performance data

The ability that IBM Z Decision Support has to match the NETNAME and UOWID fields in a CICS record to the TOKEN field in a DB2 record, lets you create reports that show the DB2 activity caused by a CICS transaction.

Monitoring exception and incident data

An *exception* is an event that you should monitor. An exception appears in a report only if it has occurred; reports do not show null counts. A single exception need not be a cause for alarm. An incident is defined as an exception with severity 1, 2, or 3.

The CICS Performance feature updates the EXCEPTION_T table for these incidents and exceptions:

- Wait for storage
- Wait for main temporary storage
- Wait for a file string
- Wait for a file buffer
- Wait for an auxiliary temporary storage string
- Wait for an auxiliary temporary storage buffer
- Transaction ABEND
- System ABEND
- Storage violations
- Short-of-storage conditions
- VTAM request rejections
- I/O errors on auxiliary temporary storage
- I/O errors on the intrapartition transient data set
- Autoinstall errors
- MXT reached
- DTB overflow
- Link errors for IRC and ISC
- Journal buffer-full conditions
- CREAD and CWRITE fails (data space problems)
- Local shared pool (LSR) string waits (from A08BKTSW)
- Waits for a buffer in the LSR pool (from A09TBW)
- Errors writing to SMF
- No space on transient-data data set (from A11ANOSP)
- Waits for a transient-data string (from A11STNWT)
- Waits for a transient-data buffer (from A11ATNWT)
- Transaction restarts (from A02ATRCT)
- Maximum number of tasks in a class reached (CMXT) (from A15MXTM)
- Transmission errors (from A06TETE or AUSTETE)

Use the CICS001 (CICS Exceptions) and CICS002 (CICS Incidents) reports to report on these events.

Monitoring SYSEVENT data

SYSEVENT data is a special type of transaction timing information. If the SYSEVENT option is used, CICS issues a SYSEVENT macro at the end of each transaction. For each transaction, this macro records:

- Transaction ID
- Associated terminal ID
- Elapsed time

By using CICS monitoring facility (CMF) with MVS System Resource Manager (SRM), you can monitor transaction rates and internal response times without incurring the overhead of running the full CMF and associated reporting. This

approach is especially useful when you require only transaction statistics, rather than the detailed information that CMF produces.

Refer to the *CICS Performance Guide* for information about this SRM macro and its invocation.

Understanding CICS unit-of-work reporting

In a CICS multiple region operation (MRO) or intersystem communication (ISC) environment, the available measurement data presents opportunities for tracing a transaction as it migrates from one region (or processor complex) to another and back. This measurement data lets you determine the total resource requirements of the combined transaction as a unit of work, without having to separately analyze the component transactions in each region. The ability to combine the component transactions of an MRO or ISC series makes possible precise resource accounting and chargeback, and capacity and performance analysis.

CICS monitoring facility (CMF) contains fields designed to allow association of transactions executing in different regions in an MRO or ISC relationship.

Examining MRO and ISC characteristics

The use of MRO and ISC is often a solution to a variety of CICS system problems and constraints. Spreading CICS activity across several discrete CICS address spaces can provide such benefits as relief for virtual storage constraints, increased availability, performance improvements, added security, and easier maintenance.

Although these benefits outweigh any disadvantages of using MRO and ISC, there is one consequence of this technology. Transaction activity is more difficult to trace, because CICS monitors write transaction performance records for each of the MRO/ISC *component* transactions. For one typical unit of work, a record is written for the terminal-owning region (TOR), the application-owning region (AOR), and the file-owning region (FOR). Also, the data for the independent regions may be written to different SMF data sets.

MRO-related transactions running in multiple regions can have different transaction IDs. The most obvious examples are function-shipping transactions. Transaction IDs for requests for file, DL/I, and other services are generated by CICS. The first three characters of the transaction IDs for these mirror transactions are CSM.

Two data fields allow tracing of MRO and ISC activity as transactions migrate from one region to another: unit-of-work ID (UOWID) and network name (NETNAME). When a transaction is initiated through a terminal, CICS establishes values for these fields reflecting the region and transaction of origin, and these values get picked up and assigned to the corresponding fields in the performance monitor record written for that transaction. When this local transaction causes one or more remote transactions to be initiated, the values for UOWID and NETNAME are passed through the remote link and assigned to the performance monitor records written for the remote transaction(s) in their respective regions.

The UOWID is an eight-byte field whose value is derived from the system time-of-day clock. The value in the UOWID is a copy of the TOD clock value, with the high-order byte chopped off. CICS uses the low-order two bytes for what it calls a *period count* and, according to the *CICS Customization Guide* its value depends on synchpoint activity. Therefore, it can change during the life of a transaction.

Understanding CICS unit-of-work reporting

The NETNAME value is used to identify the region of origin for MRO and ISC transactions. For MRO, the NETNAME value is taken from the terminal control table (TCT) of the region of origination. For ISC transactions, the NETNAME is *networkID.LUname* and can be up to 17 characters long. The NETNAME obtained from the TCT for MRO is not the same as the name by which the region is known to VTAM, that is the VTAM APPLID.

The CICS UOW Response Times report (in Figure 26) shows an example of how IBM Z Decision Support presents CICS unit-of-work response times.

CICS UOW Response Times					
Time: '09.59.00' to '10.00.00'					
Date: 2000-03-10					
Adjusted UOW start time	Tran ID	CICS ID	Program name	UOW tran count	Response time (sec)
09.59.25	OP22	CICSPROD	DFHCRP	2	0.436
	OP22	CICSPROD	OEPCPI22		
09.59.26	AP63	CICSPRDE	APPM00	2	0.045
	AP63	CICSPROD	DFHCRP		
09.59.26	ARUS	CICSPROD	DFHCRP	3	0.158
	CSM5	CICSPROD	DFHMIR		
	ARUS	CICSPRDC	AR49000		
09.59.26	CSM5	CICSPRDB	DFHMIR	2	0.068
	GCS6	CICSPROD	GSCSPS20		
09.59.27	CSM5	CICSPRDB	DFHMIR	4	0.639
	CSM5	CICSPROD	DFHMIR		
	MQ01	CICSPROD	DFHCRP		
	MQ01	CICSPROD	CMQ001		
...					
IBM Z Decision Support Report: CICS902					

Figure 26. CICS UOW Response Times report

Using the CICS Partitioning feature

This chapter describes the CICS Partitioning feature.

The CICS Partitioning feature enables customers that have a multiple z/OS environment to perform a parallel collection of data produced by CICS on different z/OS systems. This parallel collection provides an improvement in the total collection time for large amounts of CICS data running on different z/OS systems.

The CICS Partitioning feature uses partitioned DB2 tablespaces. The use of partitioned tablespaces enables you to update in parallel the same tables, provided that the data belongs to different partitions. Thus the DB2 tablespaces, tables and indexes have been implemented to allow the possibility of addressing data, produced on different z/OS systems (that is, having different MVS_SYSTEM_IDs), to different partitions.

Considering which components to install

Figure 27 on page 37 shows that the CICS Partitioning feature is divided into three components. The CICS monitoring component is divided further into nine subcomponents. Components and subcomponents provide support for specific operating systems, subsystems, and licensed programs.

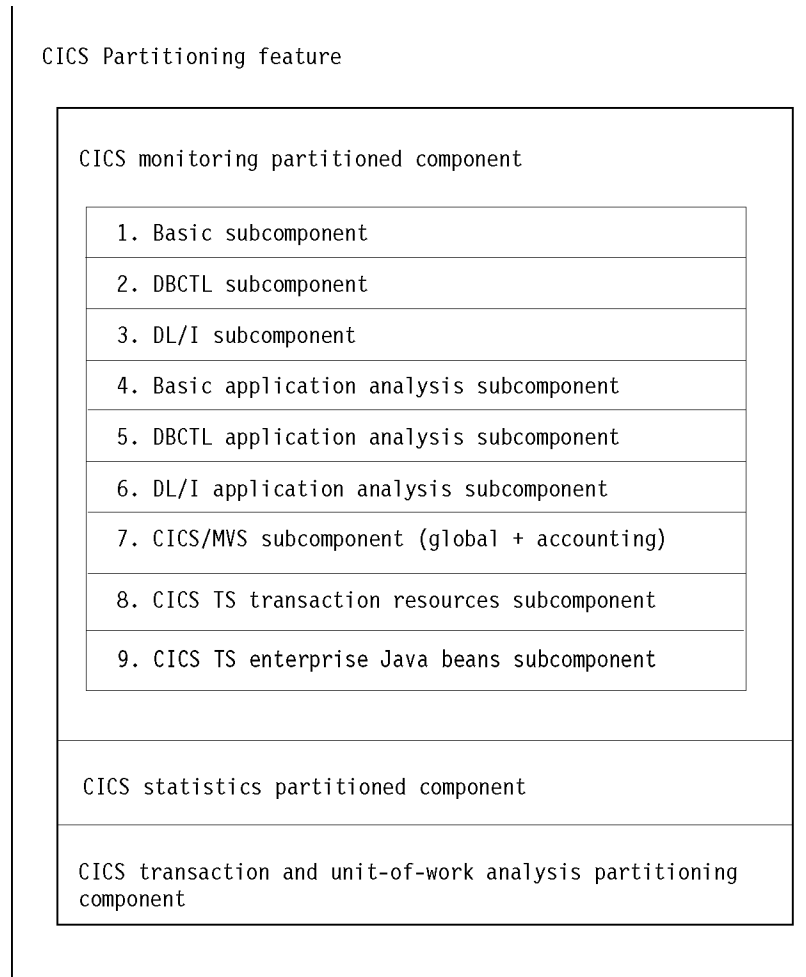


Figure 27. CICS Partitioning feature structure

Consider carefully which components to install. Components are groups of IBM Z Decision Support *objects* (for example, predefined update definitions, data tables, and reports). If you find that you need reports from a component that you have not installed, you must install that component and then wait several days or weeks until enough data has been collected to create reports. However, if you install more components than you need, IBM Z Decision Support collects needless data, which takes up disk space and uses processor time.

Note: You cannot uninstall an individual subcomponent. You must uninstall a component, then reinstall it, selecting only those subcomponents you need. Refer to the *Administration Guide and Reference* for details.

At this point, you might find it helpful to examine the predefined reports for each subcomponent. For more information, see Chapter 3, “Reports,” on page 47.

Evaluating the CICS monitoring component

The CICS monitoring facility (CMF) provides the performance data for the CICS monitoring component. Figure 27 shows that this component is the only CICS Performance feature component that contains subcomponents.

Note:

Considering which components to install

1. Subcomponents 1 through 3 summarize data by transaction, and subcomponents 4 through 6 further summarize data by application.
2. To make efficient use of the application analysis subcomponents (subcomponents 4, 5, and 6), you must update the CICS_LOOKUP_APPL table. For more information, see “Updating CICS_LOOKUP_APPL” on page 22.

1. Basic subcomponent: This first subcomponent contains the IBM Z Decision Support objects necessary to summarize, by transaction, basic data gathered by CMF. Consider using this subcomponent as a starting point.

2. DBCTL subcomponent: Database control (DBCTL), is a DL/I interface that uses an address space separate from CICS. It is available only for CICS/ESA and CICS/TS. If you run DBCTL, consider installing this subcomponent. It summarizes data by transaction. Its tables contain the DBCTL monitoring fields. (You must verify the presence of these fields in the performance monitoring record, as described in “Making input data available” on page 14.)

3. DL/I subcomponent: This subcomponent processes data from the local interface to a DL/I database. If you run DL/I, consider installing this subcomponent. It summarizes data by transaction. Available for CICS/MVS, CICS/ESA, and CICS/TS, its tables contain the DL/I monitoring fields. (As with the DBCTL subcomponent, verify the presence of the DL/I fields in the performance monitoring record, as described in “Making input data available” on page 14.)

4. Basic application analysis subcomponent: This subcomponent contains the IBM Z Decision Support objects necessary to summarize transaction data by application. See “Updating the lookup tables” on page 21 for information on the customization needed to use this subcomponent.

5. DBCTL application analysis subcomponent: This subcomponent contains the IBM Z Decision Support objects necessary to summarize DBCTL transaction data by application. For the CICS Performance feature to summarize transaction data by application, you must use the customization procedure in “Updating the lookup tables” on page 21.

6. DL/I application analysis subcomponent: This subcomponent contains the IBM Z Decision Support objects necessary to summarize DL/I transaction data by application. Again, you must use the customization procedure in “Updating the lookup tables” on page 21 for the CICS Performance feature to successfully summarize transaction data by application.

7. CICS/MVS subcomponent (global + accounting): Only CICS/MVS users should consider installing this global and accounting subcomponent. Its tables contain the IBM Z Decision Support objects necessary to summarize global and accounting data only for CICS Version 2.

8. CICS TS Transaction Resources subcomponent: This subcomponent contains the IBM Z Decision Support objects necessary to collect data on transaction resources from SMF_110_1 class 5 record.

9. CICS TS Enterprise Java Beans subcomponent: This subcomponent contains the IBM Z Decision Support objects necessary to collect enterprise bean-related data from SMF_110_1 class 3 monitoring record.

10. CICS Resource Manager Interface subcomponent: This subcomponent contains the Tivoli Decision Support for z/OS objects necessary to summarize by transaction Resource Management Interface data if this option is enabled in the Monitoring Control Table (MCT).

Evaluating the CICS statistics component

Statistics, supported only for CICS/ESA and CICS/TS, are a tool for monitoring a CICS system; they collect information on the CICS system as a whole, without regard to tasks. Consider installing this component if you are interested in these types of statistics (written to SMF data sets by the CICS statistics domain):

- Interval
- End-of-day
- Requested
- Unsolicited

For information about statistics, refer to the appropriate *CICS Performance Guide*.

Evaluating the CICS transaction and unit-of-work analysis component

The CICS transaction and unit-of-work analysis component collects data about a transaction as it migrates from one CICS region (or processor complex) to another and back, letting you determine the total resource requirements of the combined transaction as a unit of work.

Note: Unit-of-work data collection generates intensive processing, which significantly increases collection time.

If you install this component, collect its data with a separate collect job, and for a limited time (15 minutes should be sufficient). Do not include this component's table in your normal collect job. Otherwise, data collection takes too much time to complete and results in a table that is too large to manage. For more information, see "Optimizing data collection" on page 17.

How the CICS Partitioning feature processes CMF data

The data sections of the following CMF records consist of records of identical format that relate to one of these monitoring classes:

- Dictionary data (class 1)
- Accounting data (class 2) for CICS/MVS only
- Performance data (class 3)
- Exception data (class 4)

Dictionary data describes fields in CMF-generated performance data sections. CICS writes a new dictionary record whenever performance monitoring is activated. The DRL2CICS record procedure updates the CICS_DICTIONARY table with any new dictionary records. As it processes a CMF record, IBM Z Decision Support loads into memory SMF log dictionary records and any dictionary records stored in CICS_DICTIONARY.

How CICS Partitioning processes CMF data

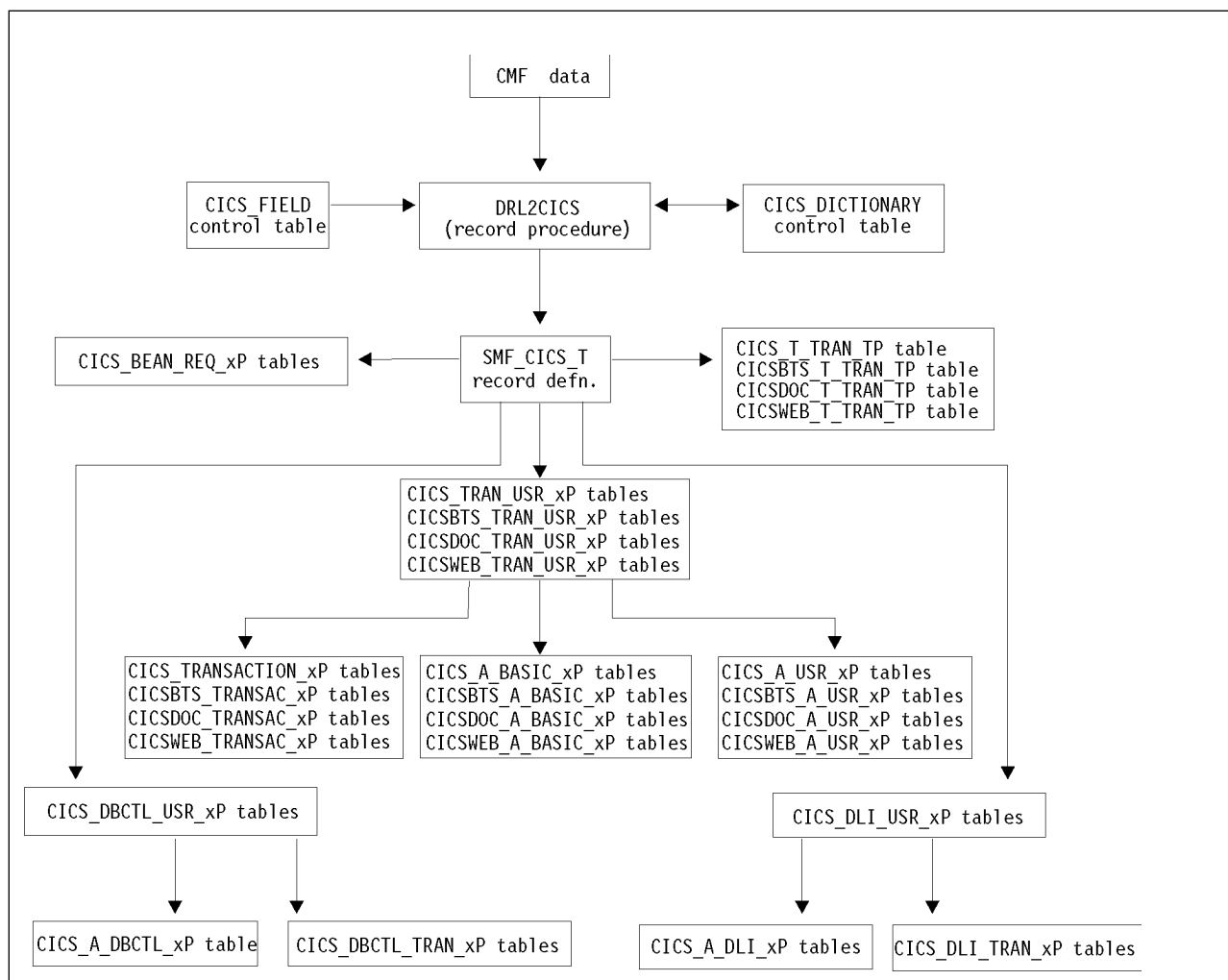


Figure 28. How CMF performance records are processed by the CICS Partitioning feature

IBM Z Decision Support uses the most recently generated dictionary section (that matches the MVS system ID, CICS system ID, and class values) to resolve field values in each performance record. As shown in Figure 28, DRL2CICS creates a common transaction performance record (SMF_CICS_T) from the CICS transaction performance records.

The log collector uses the DRL2CICS record procedure to map field values for data in accounting, performance, and exception records to intermediate records mapped by these record definitions:

SMF_CICS_A

Maps accounting records that IBM Z Decision Support generates from CICS/MVS accounting records

SMF_CICS_T

Maps transaction performance records that IBM Z Decision Support generates from CICS/MVS, CICS/ESA, and CICS/TS performance records

SMF_CICS_E2

Maps exception records that IBM Z Decision Support generates from CICS/MVS exception records

How CICS Partitioning processes CMF data

The CICS/ESA or CICS/TS exception data section is a single, fixed-length record, mapped by the SMF_110_E record definition. Update definitions store exception data in the IBM Z Decision Support common table EXCEPTION_T, but some rows in this table are also created from exceptional conditions in CICS/ESA or CICS/TS statistics records.

IBM Z Decision Support stores data in DB2 columns that correspond to most fields found in CICS performance data. If you need to add fields to CMF performance records, remember to update the IBM Z Decision Support CICS_FIELD control table with your fields, and add fields in the SMF_CICS_T record definition with the offset and length that you specify in CICS_FIELD. The CICS_FIELD table is loaded using the SQL statements in the DRLxxx.SDRLDEFS(DRLTCIFI) member. Use this member as a template for additional entries. The SMF_CICS_T record definition is in the DRLxxx.SDRLDEFS(DRLRS110) member. For more information about SMF records and data fields that CMF produces for CICS refer to the appropriate *CICS Customization Guide*.

The log collector uses the DRL4CICS record procedure to map field values for data in transaction resource monitoring records (class 5). The output record to map these fields is SMF_CICS_TR.

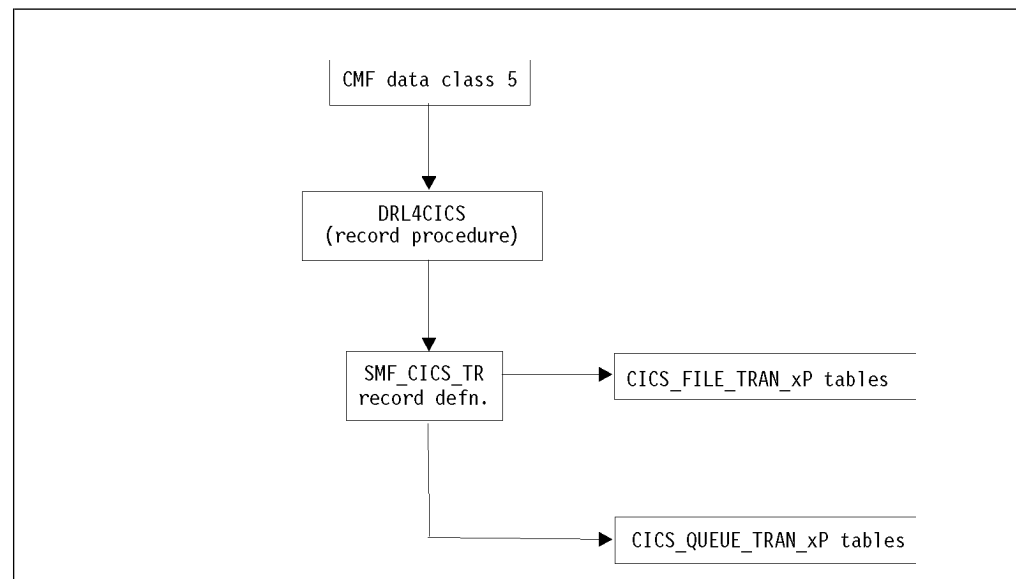


Figure 29. How CICS/TS transaction resource records are processed by the CICS Partitioning feature

Data tables in the CICS Partitioning feature

The data tables for the CICS Partitioning feature are the same as the data tables for the CICS Performance feature. The only difference is in the name, which has a **P** added to the end, for the CICS Partitioning feature. For example, the CICS Performance data table CICS_S_AUTO_TER_T is the same as the CICS Partitioning data table CICS_S_AUTO_TERM_TP.

For a description of the tables that belong to the CICS Partitioning feature, refer to the description of the data tables that belong to the non-partitioning feature in “Data tables, lookup tables, and control tables” on page 138. For more details about the data table naming convention, refer to “Naming standard for CICS Partitioning tables” on page 42.

Data tables in the CICS Partitioning feature

Note: The CICS_EXCEPTION_T data table has the same name in the CICS Performance and CICS Partitioning features.

Naming standard for CICS Partitioning tables

The names of the CICS Partitioning feature tables use this format:

CICS_prefix_content_suffix

Where:

- *prefix* identifies the component or subcomponent type (for example, *S* for the statistics component and *A* for the application analysis subcomponents). Table names for subcomponent 1, the basic subcomponent, do not contain prefixes; table names for the remaining six subcomponents do contain a prefix.
- *content* is a description (for example, CICS_TRANSACTION for subcomponent 1's partitioned CICS transaction statistics).
- *suffix* indicates the summarization level of the data in the table (for example, CICS_TRANSACTION_DP for partitioned CICS transaction statistics summarized by day). A table name can have these summarization-level suffixes:
 - _TP The table holds nonsummarized, partitioned data (**timestamped** data).
 - _HP The table holds partitioned data summarized by **hour** (hourly data).
 - _DP The table holds partitioned data summarized by **day** (daily data).
 - _WP The table holds partitioned data summarized by **week** (weekly data).
 - _MP The table holds partitioned data summarized by **month** (monthly data).

Tables in the CICS monitoring component

As described in “Evaluating the CICS monitoring component” on page 37, the CICS monitoring component is the only CICS Partitioning feature component that contains subcomponents. This section groups data tables for the CICS monitoring component by these subcomponents:

1. Basic subcomponent
2. DBCTL subcomponent
3. DL/I subcomponent
4. Basic application analysis subcomponent
5. DBCTL application analysis subcomponent
6. DL/I application analysis subcomponent
7. CICS/MVS subcomponent (global + accounting)
8. CICS TS Transaction Resources subcomponent
9. CICS TS Enterprise Java Beans subcomponent

Subcomponents 1 and 4 are based on the transaction data, and the tables are almost the same, differing only in their key structure.

Tables in the CICS statistics component

As described in “Evaluating the CICS statistics component” on page 39, the CICS Partitioning feature supports statistics only for CICS/ESA and CICS/TS. If you install the CICS statistics component, IBM Z Decision Support loads into its system tables the data tables described in “Data tables, lookup tables, and control tables” on page 138.

Tables in the CICS transaction and unit-of-work analysis component

As described in “Evaluating the CICS transaction and unit-of-work analysis component” on page 39, if you install the CICS transaction and unit-of-work

analysis component, IBM Z Decision Support loads into its system tables the data table and view tables described in “Data tables, lookup tables, and control tables” on page 138.

If you install this component, use a separate collection job for it. In the daily CICS collection job, exclude the data table provided with this component. Otherwise, data collection takes too much time to complete and results in a table that is too large to manage. For more information, see “Optimizing data collection” on page 17.

Environment restrictions

Consider the following restrictions are:

- The CICS Partitioning feature can be installed only if DB2 Version 4 or later is installed. This is because TYPE 2 indexes are used in the INDEX definition.
- Different log datasets have to be supplied for each collect job. The log datasets collected by each collect job **must** contain only the CICS records produced by the MVS system that are to be inserted in a single partition. If this does not occur, the records for collection can be filtered through a condition in the COLLECT statement:

```
COLLECT SMF WHERE SMFFRTY=110 AND 1^ condition
                    SMFSID='JSYS'  2^ condition
```

The *1^ condition* selects only CICS records. The *2^ condition* selects only records with JSYS in the MVS system ID. Thus only CICS records having JSYS in the MVS_SYSTEM_ID (SMFSID) have to be collected. The records with different MVS system IDs, to be stored in different partitions, must be collected by separate jobs.

Another method to avoid the processing of data other than CICS data is to exclude tables belonging to components different from CICS partitioning, if installed. This can be obtained through the EXCLUDE clause (or INCLUDE on CICS table to fill in) in the COLLECT statement:

```
COLLECT SMF
WHERE SMFFRTY=110 AND
      SMFSID='JSYS'
EXCLUDE tables
INCLUDE tables
```

Note: These rules **must** be correctly maintained to avoid contention problems.

- A new parameter has been added in the COLLECT statement. This parameter **must** be specified when collecting on CICS partitioned components to avoid timeout problems due to contentions. It **must not** be specified when collecting on nonpartitioned components to avoid performance degradation.

An example of the COLLECT statement is:

```
COLLECT SMF
WHERE SMFSID='JSYS'
EXCLUDE tables
INCLUDE tables
REPROCESS
PARTITION
COMMIT AFTER BUFFER FULL BUFFER SIZE 500000;
```

- The MERGE clause cannot be used with the CICS Partitioning feature.

Customizing considerations

About this task

All the data tables defined for CICS partitioning are defined using the parameters in the GENERATE_PROFILES and GENERATE_KEYS system tables. These tables are created and loaded from the DRLTKEYS definition file at the time the TDS system tables are created.

When the TABLESPACE_TYPE parameter in the GENERATE_PROFILES table for the definitions SMF with COMPONENT_IDs of CICSMOP, CICSSTAP, and CICSUOWP, are set to RANGE the CICS tables are created as range partitioned index.

The supplied default for CICS partitioning components is RANGE.

There are two exceptions to this, these are the CICS_DICTIONARY system table and the EXCEPTION_T user table. You will need to alter these tables to partitioned tables as shown in steps 4 and 5

The following steps have to be added to the normal installation of the Tivoli Decision Support for z/OS:

Procedure

1. When you have created your system tables, review the parameter values in the GENERATE_PROFILES and GENERATE_KEYS system tables using the TDS table edit facility.
 - a. Change the PARTITION_KEY values for the SMF definitions with COMPONENT_IDs of CICSMOP, CICSSTAP, and CICSUOWP to suit your installation, ensuring the key values are the same for each of these definition sets.
 - b. Change the PARTITION_KEY values for the SMF definition with TABLESPACE_NAME of DRLSPEXC to match the PARTITION_KEYS used for the CICS definitions.
 - c. If you require more (or less) than 4 partitions change the number entries for each definition set in the GENERATE_KEYS table. Remember to alter the PART_NUM value if you are adding additional partition definitions.
 - d. Review other parameters such as **PRIQTY** and **SECQTY**
2. Predefine the storage groups (as many as there are partitions) as follows:
 - a. If you are installing IBM Z Decision Support for the first time, initialize the DB2 database by performing Step 3 of the installation procedure. See the *Administration Guide and Reference*. Run the DRLJDBIN job after running the DRLJDBIP job.
 - b. If you have already run DRLJDBIN job in another environment, you only need to run DRLJDBIP. This job contains the SQL statements that are needed to create the storage groups for the CICS Partitioning feature (with as many partitions as needed; 4 as default):

```
CREATE STOGROUP STOGRx
  VOLUMES (VOLSTOGRx1, VOLSTOGRx, ...)
  VCAT CATALOG-NAME;
GRANT USE OF STOGROUP STOGRx TO DRL, DRLSYS WITH GRANT OPTION;
```

Note: If you need more (or less) than four partitions, you have to customize the **DRLJDBIP** job accordingly.

3. If you are migrating from a previous release environment, before installing the components, perform **UPDATE SYSTEM TABLES** from the **System Tables** window. If you are installing IBM Z Decision Support for the first time, perform **CREATE SYSTEM TABLES**
4. Use the sample JCL DRLJDICT in SDRLCNTL to partition the table, CICS_DICTIONARY.
 - a. If you are installing IBM Z Decision Support for the first time, run the DRLJDICT job after creating the system tables.
 - b. If you are migrating from a previous release environment, run job DRLJDICT after the **UPDATE SYSTEM TABLES** is completed
 - c. The sample JCL DRLJDICT contains the SQL statements that are needed to create a partitioned table space or the CICS_DICTIONARY table, unload the data already present, create the new table and the Type 2 partitioned indexes, and reload the data.
5. Use the sample JCL DRLJEXCP in SDRLCNTL to partition the table EXCEPTION_T :
 - a. If, when you are going to install the CICS Partitioning feature, you have already installed some components that include the EXCEPTION_T table (that is, the EXCEPTION_T table is already installed), run the DRLJEXCP job.
 - b. Before running the DRLJEXCP job check the GENERATE_KEYS system table entries with PROFILE=SMF and TABLESPACE_NAME=DRLSPEXC to ensure the PARTITION_KEYS match the PARTITION_KEYS used for the CICS Partitioned definitions.
 - c. The sample contains the SQL statements that are needed to create a partitioned table space for the EXCEPTION_T table, unload the data already present, create the new table and the Type 2 partitioned indexes, and reload the data.

Customization considerations

Chapter 3. Reports

The reporting function produces reports based on the data in the IBM Z Decision Support database. Reports can show data from tables or from views. You can request reports online or by submitting batch jobs. Typically, you use online reporting for reports that you use once, and batch reporting for regularly required reports. This chapter contains examples of reports that accompany the CICS Performance feature.

Report format and general description

IBM Z Decision Support presents reports in tables, graphs, or charts. All reports have the same basic report layout. This section describes the elements that are common among IBM Z Decision Support feature reports:

- Report ID
- Report group
- Source
- Attributes
- Variables

Report ID

IBM Z Decision Support assigns each report a unique identifier. The CICS Performance feature uses this format for report IDs:

CICSyxx

Where:

- y Can be one of the following:
- 1-7 The number of a CICS monitoring subcomponent
 - 8 The statistics component
 - 9 The transaction and unit-of-work analysis component
- xx Is a sequential number given to the reports in a component or subcomponent.

Examples:

CICS404
CICS802

Report group

IBM Z Decision Support uses several predefined report groups. Typically, each component has one group, but some components have several groups. Some groups are shared by many components (for example, management overview reports, performance reports, problem reports, and exception reports).

All reports supplied with the CICS Performance feature are in the CICS report group.

Source

Each report contains information from one or more source tables. The report descriptions in this chapter list source tables. Refer to these source tables if you are interested in learning where certain data originates.

Attributes

Each report has certain attributes associated with it. Use these attributes as *keywords* to search for specific reports in the dialogs.

You can specify any number of attributes for a report, but these attributes are always present for predefined reports:

- The area to which the report belongs (for example, CICS/ESA)
- The task that the report supports:

Performance

Performance control task

Service

Service-level planning task

Capacity

Capacity planning task

Security

Security control task

Configuration

Configuration management discipline

Operation

Operations management discipline

Change

Change management discipline

Problem

Problem management discipline

You can also specify these attributes, when appropriate:

- Resource types, such as storage or CPU
- Performance issues, such as availability or response
- Presentation forms, such as detail, overview, or trend
- Time resolutions, such as hourly, daily, weekly, monthly, or yearly

Variables

Each report has variables associated with it. You specify the values for these variables when you generate the report using the reporting dialog.

When you specify a date for a monthly report, specify the first day of the month. When you specify a date for weekly reports, specify the first day (Monday) of the week. Otherwise, there is no match in the data table.

For reports that specify a range of weeks, the data is taken from the summary records for all Mondays in the specified date range. For example, if you specify '2000-04-21' (a Friday) to '2000-04-28', one summary row is selected, the one for the week beginning '2000-04-24'. So the report shows summary data for the week '2000-04-24' to '2000-04-30' inclusive.

If a character variable happens to have only numeric characters, enclose it in single quote marks, otherwise it will not match the data. For example, if you have an MVS system ID (SMF ID) of 3090, specify it as '3090' on the Variables window.

Reports in the CICS monitoring component

As described in “Evaluating the CICS monitoring component” on page 11, the CICS monitoring facility provides the performance data for the CICS monitoring component. It is the only CICS Performance feature component that contains subcomponents. This section describes the reports for the CICS monitoring component and indicates which subcomponents must be installed to create them.

CICS Transaction Performance, Detail

Supplied with the CICS basic subcomponent, this report shows details from CMF performance records.

For information on how to use this report, see “Monitoring volumes and throughput” on page 32.

This information identifies the report:

Report ID

CICS101 (CICS101P for CICS Partitioning feature)

Report group

CICS Reports

Source

CICS_TRANSACTION_D (CICS_TRANSACTION_DP for CICS Partitioning feature)

Attributes

CICS, Perform, Transaction, Daily, Detail

Variables

From date, To date, MVS system ID, CICS system ID

CICS Transaction Performance, Detail										
MVS ID = 'IP02' CICS ID = 'CFGTV1'										
Date: '2000-03-19' to '2000-03-20'										
Tran ID	Tran count	Avg resp time (sec)	Avg CPU time (sec)	Prog load reqs (avg)	Prog loads (avg)	FC calls (avg)	Excep-tions	Program storage bytes (max)	Getmains < 16 MB (avg)	Getmains > 16 MB (avg)
QUIT	7916	0.085	0.017	0	0	18	0	74344	22	0
CRTE	1760	4.847	0.004	0	0	0	0	210176	1	0
AP00	1750	0.184	0.036	0	0	8	0	309800	66	0
PM94	1369	0.086	0.012	0	0	6	0	130096	24	0
VCS1	737	0.073	0.008	2	0	7	0	81200	14	0
PM80	666	1.053	0.155	1	0	62	0	104568	583	0
CESN	618	8.800	0.001	0	0	0	0	41608	0	0
SU01	487	0.441	0.062	4	0	126	0	177536	38	0
...										
GC11	1	0.341	0.014	1	0	2	0	37048	10	0
DM08	1	0.028	0.002	0	0	0	0	5040	3	0
=====	20359							=====	309800	

IBM Z Decision Support Report: CICS101

Figure 30. Example of a CICS Transaction Performance, Detail report

The report contains this information:

Tran ID

Transaction ID.

Tran count

The SIT (system initialization table) parameter MNCONV=YES is

Reports in the CICS monitoring component

important for this field, because setting MNCONV=YES causes CMF to write a monitoring record for each terminal I/O, not just at the end of the transaction. So, for a MNCONV=YES system, this is not the number of transactions, but the number of terminal interactions. From RECORDS.

Avg resp time (sec)

Internal response time, which does not include any network time.
Calculated as $RESPONSE_SUM_SEC/RECORDS$.

Avg CPU time (sec)

Processor time. Calculated as $CPU_SUM_SEC/RECORDS$.

Prog load reqs (avg)

Average number of program load requests per transaction. Calculated as $PGM_LOAD_REQUESTS/RECORDS$.

Prog loads (avg)

Average number of program library fetches per transaction. Calculated as $PGM_LOADS/RECORDS$.

FC calls (avg)

Average number of file control requests per transaction. Calculated as $FC_REQUESTS_TOTAL/RECORDS$.

Exceptions

Total number of exceptions. If this is not zero, you can get more information in the CICS Exceptions report.

Program storage bytes (max)

Peak amount of program storage both above and below the 16MB line, in bytes. This is the maximum of $STORAGE_PGM_TOTAL$.

Getmains < 16 MB

Average number of user-storage GETMAIN requests below the 16MB line.
Calculated as $(GETMAINS_UDSA + GETMAINS_CDSA)/RECORDS$.

Getmains > 16 MB

Average number of user-storage GETMAIN requests above the 16MB line.
Calculated as $(GETMAINS_EUDSA + GETMAINS_ECDSA)/RECORDS$.

CICS Transaction Channel Performance, Detail

Supplied with CICS basic subcomponent, this report shows details from CMF performance records related to channel mechanism usage for data exchange between CICS programs.

This information identifies the report:

Report ID

CICS102 (CICS102P for CICS Partitioning feature)

Report group

CICS Reports

Source

CICSCHN_TRANSACT_D, CICS_TRANSACTION_D
(CICSCHN_TRANSAC_DP, CICS_TRANSACTION_DP for CICS Partitioning feature)

Attributes

CICS, Perform, Channel, Containers, Transaction, Daily, Detail

Variables

From date, To date, MVS system ID, CICS system ID, Tran ID

CICS Transaction Channel Performance, Detail							
MVS System: 'MVS8' CICS system = 'FGAIZ'							
Date: '2005-05-01' to '2005-05-03'							
Tran ID	Tran count	Avg resp time (sec)	Avg CPU time (sec)	Local Start Channel reqs (avg)	Remote Start Channel reqs (avg)	Local Start Channel bytes (avg)	Remote Start Channel bytes (avg)
QUIT	507	6.964	0.000	0.000	0.000	0.000	0.000
CRTE	120	2.439	0.000	0.000	0.000	0.000	0.000
=====							
627							

IBM Z Decision Support Report: CICS102

Figure 31. Example of a CICS Transaction Channel Performance, Detail report

The report contains this information:

Tran ID

Transaction ID.

Tran count

Number of transactions. The SIT (system initialization table) parameter MNCONV=YES is important for this field, because setting MNCONV=YES causes CMF to write a monitoring record for each terminal I/O, not just at the end of the transaction. So, for a MNCONV=YES system, this is not the number of transactions, but the number of terminal interactions. From RECORDS.

Avg resp time (sec)

Internal response time, which does not include any network time. Calculated as RESPONSE_SUM_SEC/RECORDS.

Avg CPU time (sec)

Processor time. Calculated as CPU_SUM_SEC/RECORDS.

Local Start Channel reqs (avg)

Average number of local interval control START requests, with CHANNEL option. Calculated as START_CHAN_LREQS/RECORDS.

Remote Start Channel reqs (avg)

Average number of interval control START CHANNEL requests, to be executed on remote systems. Calculated as START_CHAN_RREQS/RECORDS.

Local Start Channel bytes (avg)

Average length in bytes, of the data in the containers of all the locally-executed START CHANNEL requests issued by the user task. Calculated as LREQS_BYTES/RECORDS.

Remote Start Channel bytes (avg)

Average length in bytes, of the data in the containers of all the remotely-executed START CHANNEL requests issued by the user task. Calculated as RREQS_BYTES/RECORDS.

CICS Application Channel Performance, Detail

Supplied with CICS basic application analysis subcomponent, this report shows details on channel mechanism usage for data exchange between CICS programs for selected applications for one day. Before collecting the data for this report, you must first group transactions by application ID using the CICS_LOOKUP_APPL lookup table. The columns give the average value for each transaction, but the value is really the average for each performance record. RECORDS is the number of performance records collected, and can be higher than the number of transactions if MNCONV=YES is specified in the SIT, because a performance record is then written for each terminal interaction.

This information identifies the report:

Report ID

CICS408 (CICS408P for CICS Partitioning feature)

Report group

CICS Reports

Source

CICSCHN_A_BASIC_H, CICS_A_BASIC_H (CICSCHN_A_BASIC_HP, CICS_A_BASIC_HP for CICS Partitioning feature)

Attributes

CICS, Perform, Channel, Containers, Transaction, Daily, Detail

Variables

From date, To date, MVS system ID, CICS system ID, Application name

CICS Transaction Channel Performance, Detail									
MVS System: 'MVS8' CICS system = 'FGAIZ'									
Date: '2005-05-01' to '2005-05-03'									
Application name	Tran count	Avg resp time (sec)	Avg CPU time (sec)	PGM Link (avg)	PGM XCTL (avg)	Local PGM SPL (avg)	Remote Start Channel reqs (avg)	Local Start Channel reqs (avg)	Remote Start Channel bytes (avg)
OTHER	507	6.964	0.000	0.000	0.000	0.000	0.000	0.000	0.000
SYSTEM	120	2.439	0.000	0.000	0.000	0.000	0.000	0.000	0.000
=====									
627									
IBM Z Decision Support Report: CICS408									

Figure 32. Example of a CICS Application Channel Performance, Detail report

The report contains this information:

Application name

Application name.

Tran count

Number of transactions. The SIT (system initialization table) parameter MNCONV=YES is important for this field, because setting MNCONV=YES causes CMF to write a monitoring record for each terminal I/O, not just at the end of the transaction. So, for a MNCONV=YES system, this is not the number of transactions, but the number of terminal interactions. From RECORDS.

Avg resp time (sec)

Internal response time, which does not include any network time. Calculated as RESPONSE_SUM_SEC/RECORDS.

Avg CPU time (sec)

Processor time. Calculated as CPU_SUM_SEC/RECORDS.

PGM link channel (avg)

Average number of local program LINK requests, with CHANNEL option. Calculated as LINK_CHAN_REQS/RECORDS.

PGM XCTL channel (avg)

Average number of program XCTL requests issued with the CHANNEL option. Calculated as XCTL_CHAN_REQS/RECORDS.

PGM DPL channel (avg)

Average number of program distributed program link (DPL) requests issued with the CHANNEL option. Calculated as DPL_CHAN_REQS/RECORDS.

Local Start Channel bytes (avg)

Average length in bytes, of the data in the containers of all the locally-executed START CHANNEL requests issued by the user task. Calculated as LREQS_BYTES/RECORDS.

Remote Start Channel bytes (avg)

Average length in bytes, of the data in the containers of all the remotely-executed START CHANNEL requests issued by the user task. Calculated as RREQS_BYTES/RECORDS.

CICS Application Response Times, Overview

Supplied with the basic application analysis subcomponent, this report shows the average internal response time for selected applications over a specified time period. For information on how to use this report, see “Monitoring response time” on page 27.

This information identifies the report:

Report ID

CICS401 (CICS401P for CICS Partitioning feature)

Report group

CICS Reports

Source

CICS_A_BASIC_H (CICS_A_BASIC_HP for CICS Partitioning feature)

Attributes

CICS, Perform, Resp, Application, Overview

Variables

From date, To tstem ID, CICS system ID, Period name, Appl name list

Reports in the CICS monitoring component

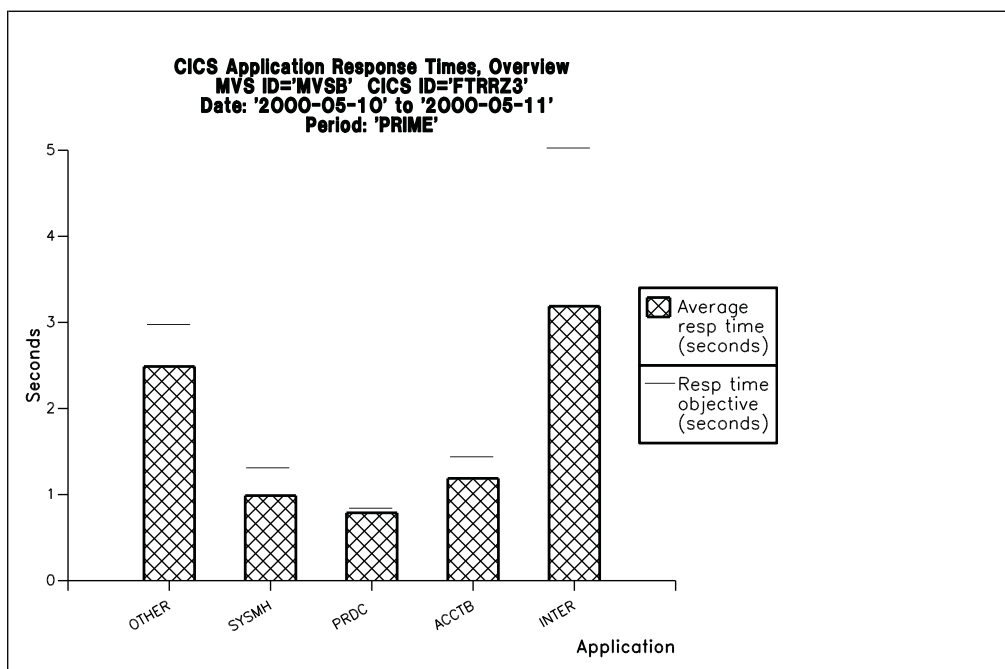


Figure 33. Example of a CICS Application Response Times, Overview report

The report contains this information:

Application name

Application name, as defined in the CICS_LOOKUP_APPL table.

Resp time objective (seconds)

Response time objective is from APPL_RESP_BND1_SEC in the CICS_LOOKUP_APPL lookup table.

Average resp time (seconds)

Average internal response time, which does not include any network time. Calculated as $RESPONSE_SUM_SEC / RECORDS$. RECORDS is the number of performance records collected, and can be higher than the number of transactions if MNCONV=YES is specified in the SIT, because a performance record is then written for each terminal interaction.

CICS Application Response Times, Trend

Supplied with the basic application analysis subcomponent, this report shows the trend in internal response times for selected applications at weekly intervals. Before collecting the data for this report, you must first group transactions by application ID using the CICS_LOOKUP_APPL lookup table. For information on how to use this report, see "Monitoring response time" on page 27.

This information identifies the report:

Report ID

CICS402 (CICS402P for CICS Partitioning feature)

Report group

CICS reports

Source

CICS_A_BASIC_W (CICS_A_BASIC_WP for CICS Partitioning feature)

Attributes

CICS, Perform, Resp, Application, Weekly, Trend

Variables

From date, To date, MVS system ID, CICS system ID, Appl name list

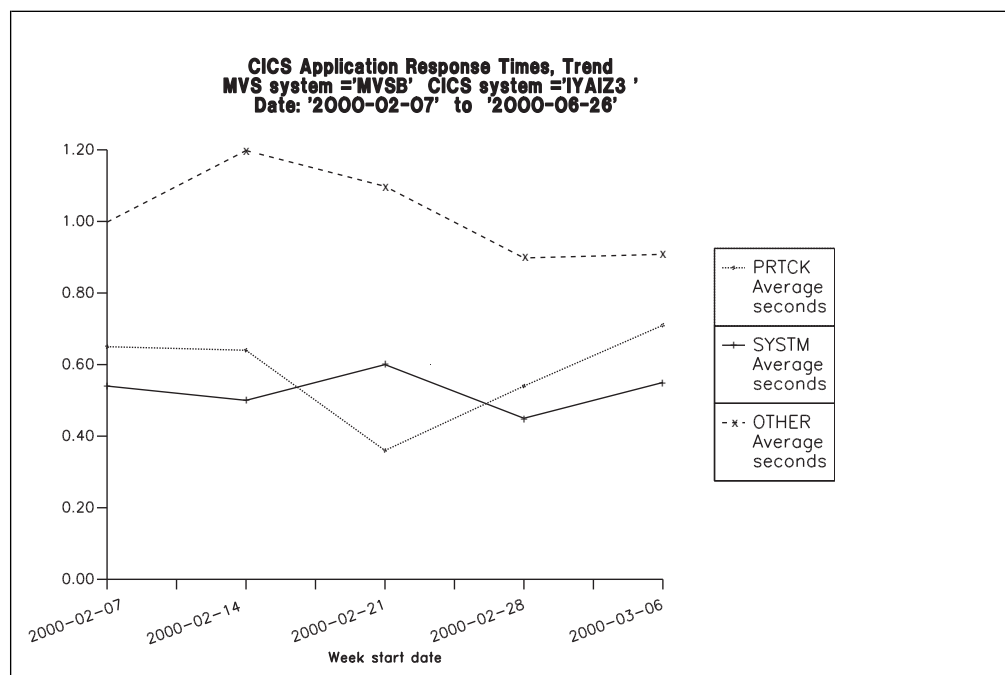


Figure 34. Example of a CICS Application Response Times, Trend report

The report contains this information:

Week start date

There is a bar for each week in the selected range of dates.

Application name

Application name, as defined in the CICS_LOOKUP_APPL table.

Average seconds

Average internal response time, which does not include any network time. Calculated as RESPONSE_SUM_SEC/RECORDS. RECORDS is the number of performance records collected, and can be higher than the number of transactions if MNCONV=YES is specified in the SIT, because a performance record is then written for each terminal interaction.

CICS Application Response Times, Detail

Supplied with the basic application analysis subcomponent, this report shows detailed CMF data for selected applications for one day. Before collecting the data for this report, you must first group transactions by application ID using the CICS_LOOKUP_APPL lookup table.

The columns give the average value for each transaction, but the value is really the average for each performance record. RECORDS is the number of performance records collected, and can be higher than the number of transactions if MNCONV=YES is specified in the SIT, because a performance record is then written for each terminal interaction.

For information on how to use this report, see “Monitoring response time” on page 27.

Reports in the CICS monitoring component

This information identifies the report:

Report ID

CICS403 (CICS403P for CICS Partitioning feature)

Report group

CICS Reports

Source

CICS_A_BASIC_H (CICS_A_BASIC_HP for CICS Partitioning feature)

Attributes

CICS, Perform, Resp, Application, Daily, Detail

Variables

Date, MVS system ID, CICS system ID

```

CICS Application Response Times, Detail
MVS system ='MVS8' CICS system ='FGA1Z'
Date: 2000-05-10

Application name      Tran  Average  Average  Average  Average  Average  Average  Average  Average
                        count elapsed   CPU      disp    disp re-disp  SSL-TCB  XP-TCB
                        (sec)   (sec)   (sec)   (sec)   (sec)   (sec)   (sec)   (sec)
-----
OTHER                  507    6.964    0.000    0.000    0.064    0.000    0.000    0.000
SYSTEM                 120    2.439    0.000    0.000    0.058    0.000    0.000    0.000
=====
                        627

Average program TD IO  TS IO  TC IO  FC IO  JC IO  MRO  except
suspend load  wait  wait  wait  wait  wait  wait  wait
(sec)  (sec)  (sec)  (sec)  (sec)  (sec)  (sec)  (sec)
-----
0.307  0.025  0.001  0.023  0.403  0.000  0.678  0.069  6.657
0.201  0.077  0.000  0.011  0.002  0.000  1.921  0.001  2.237

IBM Z Decision Support Report: CICS403

```

Figure 35. Example of a CICS Application Response Times, Detail report

The report contains this information:

Application name

Transactions are grouped by application name, according to the lookup table CICS_LOOKUP_APPL.

Tran count

Number of transactions. This is the sum of RECORDS.

Average elapsed (sec)

Average elapsed time per transaction, in seconds. Calculated as RESPONSE_SUM_SEC/RECORDS.

Average CPU (sec)

Average processor time per transaction, in seconds. Calculated as CPU_SUM_SEC/RECORDS.

Average disp (sec)

Average dispatch time per transaction, in seconds. Calculated as DISPATCH_SEC/RECORDS.

Average disp wait (sec)

Average dispatch wait time per transaction, in seconds. Calculated as DISPATCH_WAIT_SEC/RECORDS.

Average re-disp wait (sec)

Average elapsed time the user task waited for re-dispatch after a CICS Dispatcher change-TCB mode request was issued by the user task.

Average SSL-TCB wait (sec)

Average elapsed time in which the user task waited to obtain a CICS SSL TCB (S8 mode) because the CICS system had reached the limit set by the system initialisation parameter MAXSSLTCBS.

Average XP-TCB wait (sec)

Average elapsed time in which the user task waited to obtain a CICS XP TCB (C8 or X9 mode), because the CICS system had reached the limit set by the system parameter MAXXPTCBS.

Average suspend (sec)

Average suspended time per transaction, in seconds. Calculated as $SUSPEND_SEC/RECORDS$.

Average program load (sec)

Average program load time per transaction, in seconds. Calculated as $PGM_LOAD_SEC/RECORDS$.

Average TD IO wait (sec)

Average I/O wait time for the transient data intrapartition data set per transaction, in seconds. Calculated as $TD_IO_WAIT_SEC/RECORDS$.

Average TS IO wait (sec)

Average I/O wait time for the auxiliary temporary storage data set per transaction, in seconds. Calculated as $TS_IO_WAIT_SEC/RECORDS$.

Average TC IO wait (sec)

Average terminal I/O wait time per transaction, in seconds. Calculated as $TC_IO_WAIT_SEC/RECORDS$.

Average FC IO wait (sec)

Average file I/O wait time per transaction, in seconds. Calculated as $FC_IO_WAIT_SEC/RECORDS$.

Average JC IO wait (sec)

Average journal I/O wait time per transaction, in seconds. Calculated as $JC_IO_WAIT_SEC/RECORDS$.

Average MRO wait (sec)

Average multiregion operation (MRO) wait time per transaction, in seconds. Calculated as $MRO_WAIT_SEC/RECORDS$.

Average except wait (sec)

Average exception wait time per transaction, in seconds. Calculated as $EXCEPTION_WAIT_SEC/RECORDS$.

CICS Application CPU Utilization, Trend

Supplied with the basic application analysis subcomponent, this report shows the trend in CPU utilization for selected applications for successive weeks. Before collecting the data for this report, you must first group transactions by application ID using the CICS_LOOKUP_APPL lookup table.

For information on how to use this report, see “Monitoring processor use” on page 30.

This information identifies the report:

Reports in the CICS monitoring component

Report ID

CICS404 (CICS404P for CICS Partitioning feature)

Report group

CICS reports

Source

CICS_A_BASIC_W (CICS_A_BASIC_WP for CICS Partitioning feature)

Attributes

CICS, Perform, CPU, Application, Weekly, Trend

Variables

From date, To date, MVS system ID, CICS system ID, Appl name list

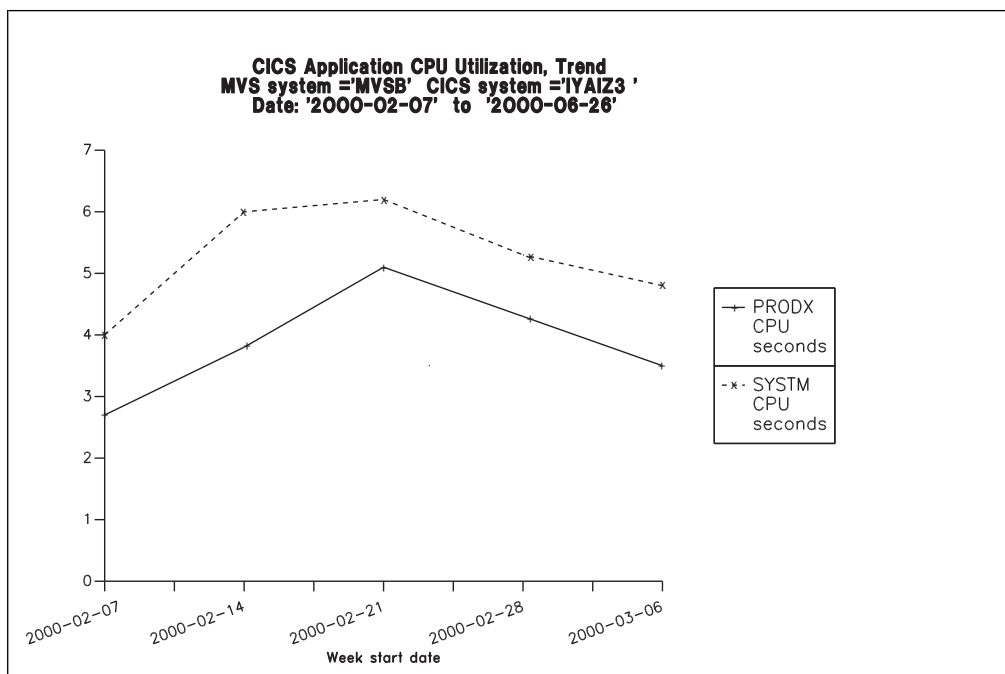


Figure 36. Example of a CICS Application CPU Utilization, Trend report

The report contains this information:

Week start date

There is a bar for each week in the specified date range.

Application name

Application name, as defined in the CICS_LOOKUP_APPL table.

CPU seconds

Average processor time per transaction. Calculated as CPU_SUM_SEC / RECORDS.

The report gives the average value per transaction, but the value is really the average per performance record. RECORDS is the number of performance records collected, and can be higher than the number of transactions if MNCONV=YES is specified in the SIT, because a performance record is then written for each terminal interaction.

CICS Application I/O Wait Times, Detail

This report shows I/O wait times for selected applications for one day. Before collecting the data for this report, you must first group transactions by application ID using the CICS_LOOKUP_APPL lookup table.

The columns give the average value for each transaction, but the value is really the average for each performance record collected. RECORDS is the number of performance records collected and can be higher than the number of transactions if MNCONV=YES is specified in the SIT, because a performance record is then written for each terminal interaction.

For information on how to use this report, see “Monitoring response time” on page 27.

This information identifies the report:

Report ID

CICS405 (CICS405P for CICS Partitioning feature)

Report group

CICS reports

Source

CICS_A_BASIC_H (CICS_A_BASIC_HP for CICS Partitioning feature)

Attributes

CICS, Perform, IO, Wait, Application, Daily, Detail

Variables

Date, MVS system ID, CICS system ID

The report contains this information:

Application name

Transactions are grouped by application name, according to the CICS_LOOKUP_APPL table.

Tran Count

Number of transactions. This is the sum of RECORDS.

Average TC IO wait (sec)

Average elapsed time that the user task waited for input from the terminal operator, after issuing a RECEIVE request. Calculated as TC_IO_WAIT_SEC/RECORDS.

Average TS IO wait (sec)

Average elapsed time that the user task waited for input from the terminal operator, after issuing a RECEIVE request. Calculated as TC_IO_WAIT_SEC/RECORDS.

Average SHARED TS IO wait (sec)

Average elapsed time the user task waited for the completion of an asynchronous shared temporary storage request to a temporary storage data server. Calculated as TSSHWAIT_CLOCK/RECORDS.

Average TD IO wait (sec)

Average elapsed time that the user waited for VSAM transient data I/O. Calculated as TD_IO_WAIT_SEC/RECORDS.

Reports in the CICS monitoring component

Average JC IO wait (sec)

Average elapsed time that the user task waited for VSAM transient data I/O. Calculated as $TD_IO_WAIT_SEC/RECORDS$.

Average TD IO wait (sec)

Average elapsed time that the user task waited for journal I/O. Calculated as $JC_IO_WAIT_SEC/RECORDS$.

Average FC IO wait (sec)

Average elapsed time that the user waited for file I/O. Calculated as $FC_IO_WAIT_SEC/RECORDS$.

Average RLS IO wait (sec)

Average elapsed time that the user task waited for RLS file I/O. Calculated as $RLSWAIT_CLOCK/RECORDS$.

Average CFDT IO wait (sec)

Average elapsed time that the user task waited for a data table access request to the Coupling Facility Data Table server to complete. Calculated as $CFDTWAIT_CLOCK/RECORDS$.

Average SOCKET IO wait (sec)

Average elapsed time that the user waited for socket I/O. Calculated as $SOIOWTT_CLOCK/RECORDS$.

Average LU61 TC IO wait (sec)

Average elapsed time that the user task waited for I/O on a LUTYPE6.1 connection or session. This value includes the waits incurred for conversations across LUTYPE6.1 connections, but does not include the waits incurred due to LUTYPE6.1 syncpoint flows. Calculated as $LU61_IO_WAIT_SEC/RECORDS$.

Average LU62 TC IO wait (sec)

Average elapsed time that the user task waited for I/O on a LUTYPE6.2 (APPC) connection or session. This value includes the waits incurred for conversations across LUTYPE6.2 (APPC) connections, but does not include the waits incurred due to LUTYPE6.2 (APPC) syncpoint flows. Calculated as $LU62_IO_WAIT_SEC/RECORDS$.

Average MRO wait (sec)

Average elapsed time that the user task waited for control at the end of an MRO link. Calculated as $MRO_WAIT_SEC/RECORDS$.

Average FEPI IO wait (sec)

Average elapsed time that the user task waited for all FEPI services. Calculated as $FE_WAIT_SEC/RECORDS$.

Total IO wait time (sec)

Total average I/O wait time. Calculated as $(TC_IO_WAIT_SEC+TS_IO_WAIT_SEC+TSSHWAIT_CLOCK+TD_IO_WAIT_SEC+JC_IO_WAIT_SEC+FC_IO_WAIT_SEC+RLSWAIT_CLOCK+CFDTWAIT_CLOCK+SOIOWTT_CLOCK+MRO_WAIT_SEC+LU61_IO_WAIT_SEC+LU62_IO_WAIT_SEC+FE_WAIT_SEC)/RECORDS$.

CICS Application Main Response Times, Detail

This report shows main response times for selected applications for one day. Before collecting the data for this report, you must first group transactions by application ID using the CICS_LOOKUP_APPL lookup table.

Reports in the CICS monitoring component

The columns give the average value for each transaction, but the value is really the average for each performance record collected. RECORDS is the number of performance records collected and can be higher than the number of transactions if MNCONV=YES is specified in the SIT, because a performance record is then written for each terminal interaction.

For information on how to use this report, see “Monitoring response time” on page 27.

This information identifies the report:

Report ID

CICS406 (CICS406P for CICS Partitioning feature)

Report group

CICS reports

Source

CICS_A_BASIC_H (CICS_A_BASIC_HP for CICS Partitioning feature)

Attributes

CICS, Perform, Response, Application, Daily, Detail

Variables

Date, MVS system ID, CICS system ID

CICS Application Main response Times, Detail									
MVS System: 'MVS8' CICS system = 'FGAIZ'									
Date: '2005-05-01'									
Application Name	Tran count	Average elapsed (sec)	Average CPU (sec)	Average DISP (sec)	Average Program Load (sec)	Average RMI elapsed (sec)	Average JVM wait (sec)	Average syncpoint elapsed (sec)	
OTHER	507	6.964	0.000	0.000	0.000	0.000	0.000	0.000	
SYSTEM	120	2.439	0.000	0.000	0.000	0.000	0.000	0.000	
Average QRMDDLY elapsed (sec)	Average QRDISPT elapsed (sec)	Average QRCPUT elapsed (sec)	Average MSDISPT elapsed (sec)	Average MSCPUT proc. (sec)	Average J8CPUT proc. (sec)	Average S8CPUT proc. (sec)	Average X8CPUT proc. (sec)	Average X9CPUT proc. (sec)	
0.000	0.000	0.000	0.000	0.000	0.000	0.000	0.000	0.000	
0.000	0.000	0.000	0.000	0.000	0.000	0.000	0.000	0.000	

IBM Z Decision Support Report: CICS406

Figure 37. Example of a CICS Application Main Response Times, Detail report

The report contains this information:

Application name

Transactions are grouped by application name, according to the CICS_LOOKUP_APPL table.

Tran Count

Number of transactions. This is the sum of RECORDS.

Average Elapsed (sec)

Average elapsed time per transaction, in seconds. Calculated as RESPONSE_SUM_SEC/RECORDS.

Average CPU (sec)

Average processor time per transaction, in seconds. Calculated as CPU_SUM_SEC/RECORDS.

Reports in the CICS monitoring component

Average DISP (sec)

Average time dispatched per transaction, in seconds. Calculated as DISPATCH_SEC/RECORDS.

Average Program Load (sec)

Average program load time per transaction, in seconds. Calculated as PGM_LOAD_SEC/RECORDS.

Average RMI Elapsed (sec)

Average amount of elapsed time spent in the Resource Manager Interface (RMI). Calculated as RMI_SEC/RECORDS.

Average JVM wait (sec)

Average elapsed time that was spent in the CICS JVM by the user task. Calculated as JVMTIME_CLOCK/RECORDS.

Average syncpoint elapsed (sec)

Average elapsed time that the user task was dispatched and was processing Syncpoint requests. Calculated as SYNCTIME_CLOCK/RECORDS.

Average QRMODDLY elapsed (sec)

Average elapsed time that the user task waited for redispach on the CICS QR TCB. This is the aggregate of the wait times between each event completion and user-task redispach. Calculated as QRMODDLY_CLOCK/RECORDS.

Average QRDISPT elapsed (sec)

Average elapsed time that the user task was dispatched on the CICS QR TCB. Calculated as QRDISPT_CLOCK/RECORDS.

Average QRCPUT processor (sec)

Average processor time that the user task was dispatched on the CICS QR TCB. Calculated as QRCPUT_CLOCK/RECORDS.

Average MSDISPT elapsed (sec)

Average elapsed time that the user task was dispatched on each CICS TCB (RO, CO, FO, SZ if FEPI is active, and RP if the ONC/RCP or CICS WEB Interface feature is installed and active). Calculated as MSDISPT_CLOCK/RECORDS.

Average MSCPUT processor (sec)

Average processor time that the user task was dispatched on each CICS TCB (RO, CO, FO, SZ if FEPI is active, and RP if the ONC/RCP or CICS WEB Interface feature is installed and active). Calculated as MSCPUT_CLOCK/RECORDS.

Average J8CPUT processor (sec)

Average processor time that the user task was dispatched on each CICS J8 TCB installed. Calculated as J8CPUT_CLOCK/RECORDS.

Average S8CPUT processor (sec)

Average processor time that the user task was dispatched on each CICS S8 TCB installed. Calculated as S8CPUT_CLOCK/RECORDS.

Average X8CPUT processor (sec)

Average processor time during which the user task was dispatched by the CICS dispatcher domain on a CICS X8 mode TCB. When a transaction invokes a C or C++ program that was compiled with XPLINK option, and that is defined with EXECKEY=CICS, uses a CICS X8 mode TCB.

Average X9CPUT processor (sec)

Average processor time during which the user task was dispatched by the CICS dispatcher domain on a CICS X9 mode TCB. When a transaction invokes a C or C++ program that was compiled with XPLINK option, and that is defined with EXECKEY=USER, uses a CICS X9 mode TCB.

CICS Application Wait Times, Detail

This report shows wait (suspend) times for selected applications for one day. Before collecting the data for this report, you must first group transactions by application ID using the CICS_LOOKUP_APPL lookup table.

The columns give the average value for each transaction, but the value is really the average for each performance record collected. RECORDS is the number of performance records collected and can be higher than the number of transactions if MNCONV=YES is specified in the SIT, because a performance record is then written for each terminal interaction.

For information on how to use this report, see “Monitoring response time” on page 27.

This information identifies the report:

Report ID

CICS407 (CICS407P for CICS Partitioning feature)

Report group

CICS reports

Source

CICS_A_BASIC_H (CICS_A_BASIC_HP for CICS Partitioning feature)

Attributes

CICS, Perform, Wait, Application, Daily, Detail

Variables

Date, MVS system ID, CICS system ID

The report contains this information:

Application name

Transactions are grouped by application name, according to the CICS_LOOKUP_APPL table.

Tran Count

Number of transactions. This is the sum of RECORDS.

Total IO wait time (sec)

Total average I/O wait time. Calculated as
(TC_IO_WAIT_SEC+TS_IO_WAIT_SEC+
TSSHWAIT_CLOCK+TD_IO_WAIT_SEC+JC_IO_WAIT_SEC+
FC_IO_WAIT_SEC+RLSWAIT_CLOCK+CFDTPWAIT_CLOCK+
SOIOWTT_CLOCK+MRO_WAIT_SEC+LU61_IO_WAIT_SEC+
LU62_IO_WAIT_SEC+FE_WAIT_SEC)/RECORDS.

Total other wait time (sec)

Total average I/O wait time. Calculated as
(TC_IO_WAIT_SEC+TS_IO_WAIT_SEC+
TSSHWAIT_CLOCK+TD_IO_WAIT_SEC+
JC_IO_WAIT_SEC+FC_IO_WAIT_SEC+
RLSWAIT_CLOCK+CFDTPWAIT_CLOCK+

Reports in the CICS monitoring component

SOIOWTT_CLOCK+MRO_WAIT_SEC+
LU61_IO_WAIT_SEC+LU62_IO_WAIT_SEC+
FE_WAIT_SEC+REDISPATC_WAIT_SEC+
SSLTCB_WAIT_SEC+XPTCBS_WAIT_SEC)/RECORDS.

Suspend time (sec)

Total average suspend time. Calculated as SUSPEND_SEC+/RECORDS.

CICS Application DLI Call Utilization, Trend

This report consolidates data from the DBCTL application analysis subcomponent and the DL/I application analysis subcomponent. It shows the database call rate, by application.

Note: Although subcomponent 5 supplies this report, subcomponents 1, 2, 3, and 6 must also be installed to create it.

This information identifies the report:

Report ID

CICSA51 (CICSA51P for CICS Partitioning feature)

Report group

CICS Reports

Source

CICS_A_DLI_W, CICS_A_DBCTL_W (CICS_A_DLI_WP,
CICS_A_DBCTL_WP for CICS Partitioning feature)

Attributes

CICS, DL/I, Application, Weekly, Trend

Variables

MVS system ID, CICS system ID, Appl name list, From date, To date

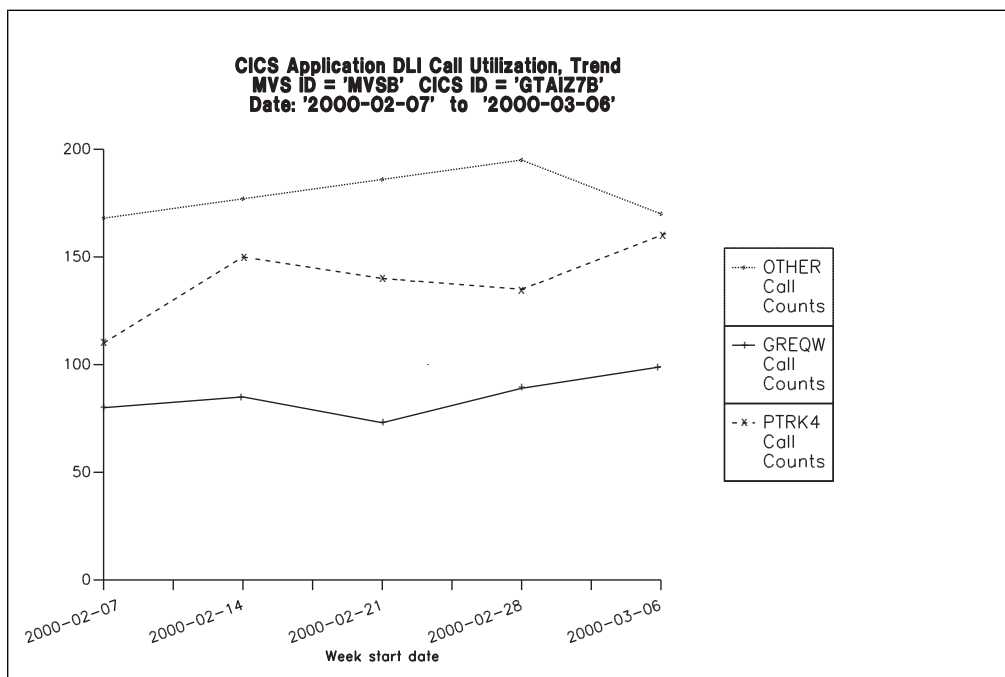


Figure 38. Example of a CICS Application DLI Call Utilization, Trend report

Reports in the CICS monitoring component

The report contains this information:

Date There is one bar for each week in the specified date range. The dates are the first day (Monday) of each week.

Application name

Application name, as defined in the CICS_LOOKUP_APPL table.

Call counts

Number of database calls, the sum of CALL_CNT from the CICS_A_DLI_W table and DLI_CALL_CNT from the CICS_A_DBCTL_W table.

CICS/MVS CMF Transaction Statistics

Supplied with the CICS/MVS subcomponent (global + accounting), this report shows the most frequent transactions, using CMF accounting class data from a CICS Version 2 system.

The data is from a weekly table, so the total is calculated from the summary records for all Mondays in the specified date range. For example, if you specify '2000-04-21' (a Friday) to '2000-04-28', one summary row is selected: the one for the week beginning '2000-04-24'. So the report shows the total number of transactions run in the week '2000-04-24' to '2000-04-30' inclusive.

This information identifies the report:

Report ID

CICS701 (CICS701P for CICS Partitioning feature)

Report group

CICS reports

Source

CICS_M_ACCOUNT_W (CICS_M_ACCOUNT_WP for CICS Partitioning feature)

Attributes

CICS, Transactions, System, Daily, Statistics

Variables

MVS system ID, CICS system ID, From date, To date

Reports in the CICS monitoring component

```
CICS/MVS CMF Transaction Statistics
MVS ID ='IP02'      CICS ID ='CSRT5'
Date: '2000-05-01' to '2000-06-01'
25 most frequent transactions

Transaction
ID          Transactions
-----
QUIT          7944
AP00          1754
PM94          1373
CRTE          819
VCS1          739
PM80          668
SU01          489
...
PM23          118
VA02          105
VA23          102
GC08          100
IN24          93
DD01          85

IBM Z Decision Support Report: CICS701
```

Figure 39. Example of a CICS/MVS CMF Transaction Statistics report

The report contains this information:

Transaction ID

Transaction name.

Transactions

Sum of transactions performed in the selected weeks.

CICS Transaction Processor Utilization, Daily

Supplied with the CICS/MVS subcomponent (global + accounting), this report shows the number of CICS transactions per processor second. The report provides information for CICS running on MVS working both in toleration and goal modes.

This information identifies the report:

Report ID

CICSA07 (CICSA07P for CICS Partitioning feature)

Report group

CICS reports

Source

CICS_M_ACCOUNT_D (CICS_M_ACCOUNT_DP for CICS Partitioning feature), MVS_WORKLOAD_D, MVS_WORKLOAD2_M

Attributes

CICS, Performance, Transaction, Daily, Detail

Variables

MVS system ID, CICS system ID, From date, To date

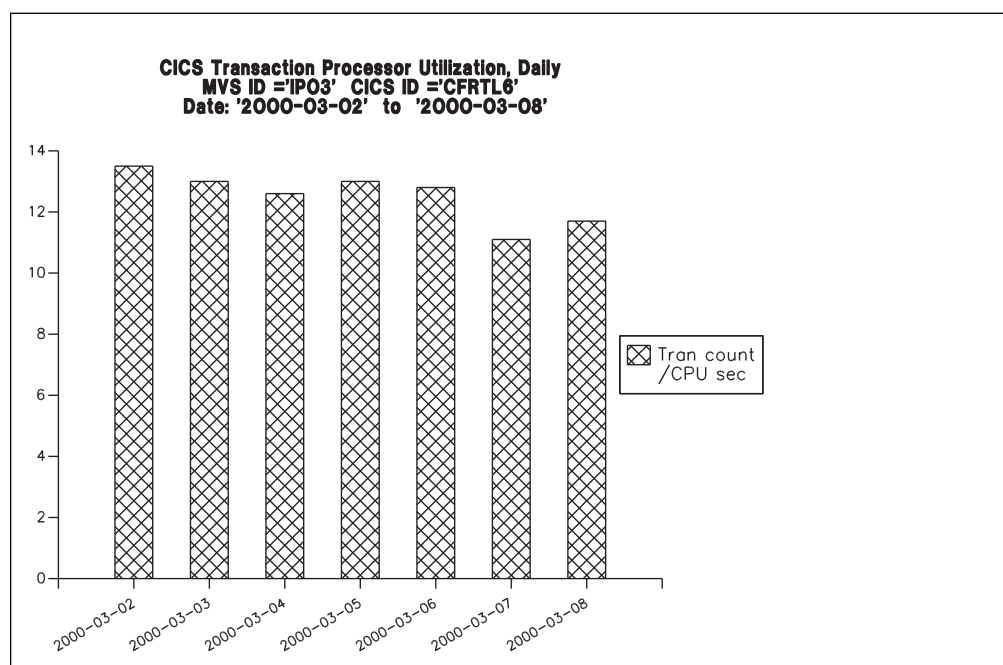


Figure 40. Example of a CICS Transaction Processor Utilization, Daily report

The report contains this information:

Date There is one bar for each day in the specified date range.

Tran count/CPU sec

Number of transactions per processor second. The number of transactions is from the CICS/MVS CMF accounting records, and the processor time is the sum of TCB_SECONDS and SRB_SECONDS, from MVS.

CICS Transaction Processor Utilization, Monthly

Supplied with the CICS/MVS subcomponent (global + accounting), this report shows the number of CICS transactions per processor second. The report provides information for CICS running on MVS working both in toleration and goal modes.

This information identifies the report:

Report ID

CICSA05 (CICSA05P for CICS Partitioning feature)

Report group

CICS reports

Source

CICS_M_ACCOUNT_M (CICS_M_ACCOUNT_MP for CICS Partitioning feature), MVS_WORKLOAD_M, MVS_WORKLOAD2_D

Attributes

CICS, Performance, Transaction, Monthly, Detail

Variables

MVS system ID, CICS system ID, From date, To date

Reports in the CICS monitoring component

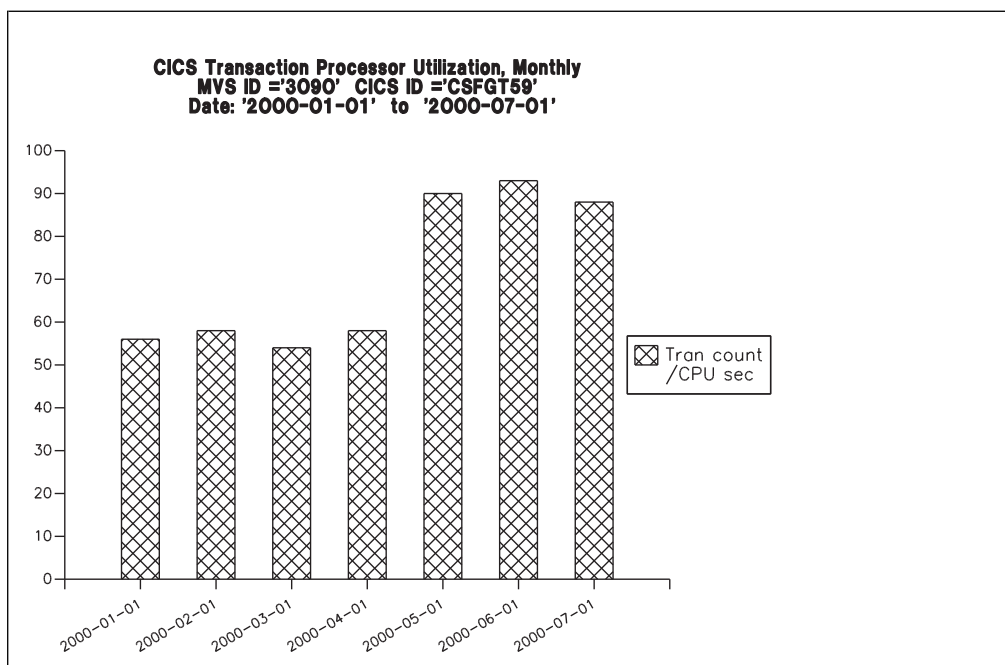


Figure 41. Example of a CICS Transaction Processor Utilization, Monthly report

The report contains this information:

Date There is one bar for each month in the specified date range.

Tran count/CPU sec

Number of transactions per processor second. The number of transactions is from the CICS/MVS CMF accounting records, and the processor time is the sum of TCB_SECONDS and SRB_SECONDS, from MVS.

CICS Transactions Resources Details, Daily

This report shows details about the files and TS queues used by each transaction.

This information identifies the report:

Report ID

CICST01 (CICST01P for CICS Partitioning feature)

Report group

CICS Reports

Source

CICS_FILE_TRAN_D, CICS_QUEUE_TRAN_D

Attributes

Monitoring, Transaction, Resources, Daily

Variables

From date, To date, Period name, MVS system ID, CICS system ID

CICS Transactions Resources Details, Daily					
MVS ID ='IP02' CICS ID ='CFGTV1'					
Date: '2004-03-02' to '2004-03-08'					
Date	Tran ID	File Tot Time (Clock)	File I/O Wait Time (Clock)	TSQueue Tot Time (Clock)	TSQueue I/O Wait Time (Clock)
2004-03-02	QUIT	1.28160E-02	1.03200E-02	3.74720E-02	0.00000E+00
2004-03-02	CRTE	1.39200E-02	1.14000E-02	3.98720E-02	0.00000E+00
2004-03-02	QUIT	1.55130E-02	1.06600E-02	3.00520E-02	0.00000E+00

IBM Z Decision Support Report: CICST01

Figure 42. Example of a CICS Transactions Resources Details, Daily report

The report contains this information:

Date The date of the measurement. From Date.

Tran ID
The transaction identifier. From TRANSACTION_ID.

File Tot Time (Clock)
The total elapsed time that the user task waited for the completion of all the requests issued by the user task for this file. From FILE_TOT_CLOCK.

File I/O Wait Time (Clock)
The total I/O wait time on this file. From FILE_IOWAIT_CLOCK.

TSQueue Tot Time (Clock)
The total elapsed time waited for completion of all requests for this temporary storage queue. From TSQUEUE_TOT_CLOCK.

TSQueue I/O Wait Time (Clock)
The total I/O wait time on this temporary storage queue. From TSQUEUE_IOWAIT_CLOCK.

CICS Enterprise Java Beans Details, Daily

This report shows details about enterprise java beans data, by CORBA server name.

This information identifies the report:

Report ID
CICSJ01 (CICSJ01P for CICS Partitioning feature)

Report group
CICS Reports

Source
CICS_BEAN_REQ_D

Attributes
Monitoring, EJB, CORBA, Daily

Variables
From date, To date, Period name, MVS system ID, CICS system ID

Reports in the CICS monitoring component

CICS Enterprise Java Beans Details, Daily							
MVS ID ='IP02' CICS ID ='CFGTV1'							
Date: '2004-05-21' to '2004-05-27'							
Date	CORBA server	Bean activations	Bean passivations	Bean creation calls	Bean removal calls	Bean method calls	Total beans occurred
2004-05-21	CBS1	50.00	32.00	83.00	10.00	60.00	180.00

IBM Z Decision Support Report: CICSJ01

Figure 43. Example of a CICS Transactions Resources Details, Daily report

The report contains this information:

Date The date of the measurement.

CORBA server

The CORBA server name. From CORBASER_NAME.

Bean activations

The number of bean activations. From BEANACT_REQ_NUM.

Bean passivations

The number of bean passivations. From BEANPAS_REQ_NUM.

Bean creation calls

The number of bean creation calls. From BEANCRE_REQ_NUM.

Bean removal calls

The number of bean removal calls. From BEANREM_REQ_NUM.

Bean method calls

The number of bean method calls executed. From BEANMET_REQ_NUM.

Bean method calls

The total beans occurred. From BEANTOT_REQ_NUM.

Reports in the CICS OMEGAMON monitoring component

As described in “Evaluating the CICS OMEGAMON monitoring component” on page 12, OMEGAMON XE for CICS provides the performance data for the CICS OMEGAMON monitoring component. The CICS OMEGAMON monitoring component contains subcomponents. This section describes the reports for the CICS monitoring component and indicates which subcomponents must be installed to create them.

CICS OMEGAMON database/file total requests, hourly

This report shows the hourly total request count, per database/file type. The File and Database Detailed Usage Subcomponent needs to be installed to run this report.

This information identifies the report:

Report ID

CICSOMEG001

Report Description

OMEGAMON database/file total requests, hourly

Report group

CICS_OMEG

Reports in the CICS OMEGAMON monitoring component

Source

CICS_O_FL_DTL_H

Attributes

CICS, OMEGAMON, TOTAL, REQUESTS, HOURLY

Variables

From date, MVS system ID, CICS system ID, Period Name, File DB Type

```
OMEGAMON database/file total requests, hourly
MVS ID: 'SYS ' CICS ID: 'CICSXX64'
DATE: '2007-06-07'
FILE/DATABASE TYPE: A11
```

HOUR	TYPE ----->					
	<-- ADABAS -->	<-- DATACOM -->	<-- IDMS -->	<-- MQ -->	<-- SUPRA -->	<-- VSAM -->
20	72576	44352	16128	3879	30240	34272
21				2304		
	72576	44352	16128	6183	30240	34272

IBM Z Decision Support: CICSOMEG001

Figure 44. Example of a CICS OMEGAMON database/file total requests, hourly report

The report contains this information:

Hour The time of the measurement.

Type The file or database type.

Total requests

The total number of requests issued against the file or database type.
Calculated as SUM(COUNT).

CICS OMEGAMON database/file total commands, hourly

This report shows the hourly total command count, for the selected database/file type. The File and Database Detailed Usage Subcomponent needs to be installed to run this report.

This information identifies the report:

Report ID

CICSOMEG002

Report Description

OMEGAMON database/file total commands, hourly

Report group

CICS_OMEG

Source

CICS_O_FL_DTL_H

Attributes

CICS, OMEGAMON, TOTAL, REQUESTS, HOURLY

Variables

From date, MVS system ID, CICS system ID, Period Name, File DB Type

Reports in the CICS OMEGAMON monitoring component

```
OMEGAMON database/file total commands, hourly
MVS ID: 'SYS ' CICS ID: 'CICSXX64'
DATE: '2007-06-07'
FILE/DATABASE TYPE: 'MQ '

      COMMAND ----->
<-- CLO --> <-- GET --> <-- INQ --> <-- OPN --> <-- PUT -->
-----
HOUR -----
20      431      1891      246      431      4423
21      256      650      135      256      642
=====
      687      2541      381      687      5065

IBM Z Decision Support: CICSOMEG002
```

Figure 45. Example of a CICS OMEGAMON database/file total commands, hourly report

The report contains this information:

Hour The time of the measurement.

Command

The command issued against the file or database type.

Total requests

The total number of requests issued against the file or database type.
Calculated as SUM(COUNT).

CICS OMEGAMON database/file avg request response, daily

This report shows the daily average response time, for the total commands, per file/database type. The File and Database Detailed Usage Subcomponent needs to be installed to run this report.

This information identifies the report:

Report ID

CICSOMEG003

Report Description

OMEGAMON database/file avg request response, daily

Report group

CICS_OMEG

Source

CICS_O_FL_DTL_D

Attributes

CICS, OMEGAMON, AVERAGE, REQUEST, RESPONSE, DAILY

Variables

From date, To Date, MVS system ID, CICS system ID, Period Name, File DB Type

Reports in the CICS OMEGAMON monitoring component

```
OMEGAMON database/file avg request response, daily
MVS ID: 'SYS ' CICS ID: 'CICSXX64'
FROM '2007-06-07' TO '2007-06-07'
FILE/DATABASE TYPE: A11

-----
<----- TYPE ----->
< ADABAS -> < DATACOM > < IDMS --> < MQ ---> < SUPRA -->
-----
DATE
-----
2007-06-07  3.880E-05  7.986E-03  5.821E-03  5.387E-03  1.680E-02
=====
              3.880E-05  7.986E-03  5.821E-03  5.387E-03  1.680E-02
-----

IBM Z Decision Support: CICSOMEG003
```

Figure 46. Example of a CICS OMEGAMON database/file avg request response, daily report

The report contains this information:

Date The date of the measurement.

Type The file or database type.

Average response time

The average response time for all requests issued against the file or database type. Calculated as $SUM(CLOCK)/SUM(COUNT)$.

CICS OMEGAMON database/file avg command response, daily

This report shows the daily average response time, per command, for the selected file/database type. The File and Database Detailed Usage Subcomponent needs to be installed to run this report.

This information identifies the report:

Report ID

CICSOMEG004

Report Description

OMEGAMON database/file avg command response, daily

Report group

CICS_OMEG

Source

CICS_O_FL_DTL_D

Attributes

CICS, OMEGAMON, AVERAGE, COMMAND, RESPONSE, DAILY

Variables

From date, To Date, MVS system ID, CICS system ID, Period Name, File DB Type

Reports in the CICS OMEGAMON monitoring component

```

OMEGAMON database/file avg command response, daily
MVS ID: 'SYS ' CICS ID: 'CICSXX64'
FROM '2007-06-07' TO '2007-06-07'
FILE/DATABASE TYPE: 'MQ '

      <----- COMMAND ----->
      <-- CLO --> <-- GET --> <-- INQ --> <-- OPN --> <-- PUT -->
DATE
-----
2007-06-07  5.118E-03  4.590E-03  4.351E-03  8.329E-03  5.111E-03
=====
              5.118E-03  4.590E-03  4.351E-03  8.329E-03  5.111E-03

      IBM Z Decision Support: CICSOMEG004
  
```

Figure 47. Example of a CICS OMEGAMON database/file avg command response, daily report

The report contains this information:

Date The date of the measurement.

Command

The command issued against the file or database type.

Average response time

The average response time for all requests issued against the file or database type. Calculated as $SUM(CLOCK)/SUM(COUNT)$.

CICS OMEGAMON transaction database/file requests, daily

This report shows the daily total requests, per file/database type, per transaction. The File and Database Detailed Usage Subcomponent needs to be installed to run this report.

This information identifies the report:

Report ID

CICSOMEG005

Report Description

OMEGAMON transaction database/file requests, daily

Report group

CICS_OMEG

Source

CICS_O_FL_DTL_D

Attributes

CICS, OMEGAMON, TRANSACTION, REQUESTS, DAILY

Variables

From date, To Date, MVS system ID, CICS system ID, Period Name, File DB Type

Reports in the CICS OMEGAMON monitoring component

```

OMEGAMON transaction database/file requests, daily
MVS ID: 'SYS ' CICS ID: 'CICSXX64'
DATE: '2007-06-07'
FILE/DATABASE TYPE: A11

----- TYPE -----
<- ADABAS -> <- DATACOM -> <- IDMS -> <- MQ ->
TRANSACTION ID
-----
ADA3          12096
ADA4          60480
AMG1                      693
AMG2                      684
AMG3                      693
AMG4                      693
AMG5                      684
AMG6                      684
AMG7                      684
AMG8                      684
AMG9                      684
DCO1                      44352
IDM1                      16128
RSV1
RSV2
RSV5

=====
              72576      44352      16128      6183

IBM Z Decision Support: CICSOMEG005
  
```

Figure 48. Example of a CICS OMEGAMON transaction database/file requests, daily report

The report contains this information:

Transaction ID

The CICS Transaction ID.

Type The file or database type.

Total requests

The total number of requests the transaction issued against the file or database type. Calculated as SUM(COUNT).

CICS OMEGAMON transaction database/file commands, daily

This report shows the daily total requests, per file/database type, per transaction. The File and Database Detailed Usage Subcomponent needs to be installed to run this report.

This information identifies the report:

Report ID

CICSOMEG006

Report Description

OMEGAMON transaction database/file commands, daily

Report group

CICS_OMEG

Source

CICS_O_FL_DTL_D

Attributes

CICS, OMEGAMON, TRANSACTION, COMMANDS, DAILY

Variables

From date, MVS system ID, CICS system ID, Period Name, File DB Type

Reports in the CICS OMEGAMON monitoring component

```

OMEGAMON transaction database/file commands, daily
MVS ID: 'SYS ' CICS ID: 'CICSXX64'
DATE: '2007-06-07'
FILE/DATABASE TYPE: 'MQ '

      <----- COMMAND ----->
      <-- CLO --> <-- GET --> <-- INQ --> <-- OPN --> <-- PUT -->
TRANSACTION ID
-----
AMG1      77      77      77      231      77
AMG2      76      76      76      228      76
AMG3      77      77      77      231      77
AMG4      77      77      77      231      77
AMG5      76      76      76      228      76
AMG6      76      76      76      228      76
AMG7      76      76      76      228      76
AMG8      76      76      76      228      76
AMG9      76      76      76      228      76
=====
          687      687      687      2061      687

IBM Z Decision Support: CICSOMEG006

```

Figure 49. Example of a CICS OMEGAMON transaction database/file commands, daily report

The report contains this information:

Transaction ID

The CICS Transaction ID.

Command

The command the transaction issued against the file or database type.

Total requests

The total number of requests the transaction issued against the file or database type. Calculated as SUM(COUNT).

CICS OMEGAMON transaction DB2 averages, hourly

This report shows the hourly average DB2 information, per transaction. The File and Database subcomponent (CICS OMEGAMON Monitoring Component) and the Basic Transaction subcomponent (CICS Monitoring Component) need to be installed to run this report.

This information identifies the report:

Report ID

CICSOMEG007

Report Description

OMEGAMON transaction DB2 averages, hourly

Report group

CICS_OMEG

Source

CICS_O_FL_H, CICS_TRANSACTION_H

Attributes

CICS, OMEGAMON, TRANSACTION, DB2, AVERAGES, HOURLY

Variables

From date, MVS system ID, CICS system ID, Period Name

Reports in the CICS OMEGAMON monitoring component

OMEGAMON transaction DB2 averages, hourly						
MVS ID: 'SYS ' CICS ID: 'CICSXX64'						
DATE: '2007-06-07'						
TRANSACTION						
HOUR	ID	REQUEST COUNT	REQUEST RESPONSE TIME	DB2 WAIT COUNT	DB2 WAIT TIME	
20	AMG1	1446	5.118E-03	684	3.136E-06	

IBM Z Decision Support: CICSOMEG007

Figure 50. Example of a CICS OMEGAMON transaction DB2 averages, hourly report

The report contains this information:

Hour The time of the measurement.

Transaction ID
The CICS Transaction ID.

Request count
The average number of DB2 requests for this transaction. Calculated as $AVG(COUNT/TRANSACTION_COUNT)$.

Request response time
The average response time of the DB2 requests for this transaction. Calculated as $AVG((CLOCK/COUNT)/TRANSACTION_COUNT)$.

DB2 wait count
The average number of times this transaction waited for DB2 to service the request. Calculated as $AVG(DB2WAIT_COUNT/TRANSACTION_COUNT)$.

DB2 wait time
The average DB2 wait time for this transaction. Calculated as $AVG(DB2WAIT_CLOCK/TRANSACTION_COUNT)$.

Reports in the CICS statistics component

As described in “Evaluating the CICS statistics component” on page 13, the CICS Performance feature supports statistics only for CICS/ESA and CICS/TS. If you install the CICS statistics component, IBM Z Decision Support provides the reports described in this section.

CICS Global Loader

This report shows global CICS/ESA and CICS/TS statistics from the loader domain.

This information identifies the report:

Report ID
CICS801 (CICS801P for CICS Partitioning feature)

Report group
CICS Reports

Source
CICS_S_GLOBAL_D (CICS_S_GLOBAL_DP for CICS Partitioning feature)

Attributes
Statistics, CICS, Global, Loader

Reports in the CICS statistics component

Variables

MVS system ID, CICS system ID, From date, To date

CICS Global Loader					
MVS ID ='IP02'		CICS ID ='CSFGHT'			
Date: '2000-05-12' to '2000-05-13'					
Library load requests	Load time (seconds)	Average time to removal	Peak requests waiting	Average wait time	Programs removed
2022	21	123	0	0	138
IBM Z Decision Support Report: CICS801					

Figure 51. Example of a CICS Global Loader report

The report contains this information:

Library load requests

Application requests to load programs. This is the sum of LIBRARY_LOAD_REQ.

Load time (seconds)

Time spent loading programs, in seconds. This is the sum of LOAD_SEC.

Average time to removal

Average time, in seconds, that a program is left in storage when not in use before being removed by dynamic program storage compression. A value of zero can indicate that no programs were removed by compression. This is calculated as NOT_USED_SEC/PROGRAMS_REMOVED.

Peak requests waiting

Maximum number of application load requests that are queued because the requested program is locked. If a task has to wait because the loader domain is busy (that is, the resource-owning subtask is busy), the wait is counted in dispatch wait time and this counter is not incremented. This is the maximum of REQ_PEAK_WAIT.

Average wait time

Average time spent waiting for the loader, in seconds, each time a task had to wait. This is calculated as WAIT_TIME/REQ_WAITED.

Programs removed

Number of programs removed by compression (removal of unused programs to save space). This is the sum of PROGRAMS_REMOVED.

CICS Global Temporary Storage

This report shows global CICS/ESA and CICS/TS temporary storage statistics.

This information identifies the report:

Report ID

CICS802 (CICS802P for CICS Partitioning feature)

Report group

CICS reports

Source

CICS_S_GLOBAL_D (CICS_S_GLOBAL_DP for CICS Partitioning feature)

Attributes

Statistics, CICS, Global, Temporary, Storage

Variables

MVS system ID, CICS system ID, From date, To date

CICS Global Temporary Storage					
MVS ID = 'IP02'		CICS ID = 'CFGHY7'			
Date: '2000-05-13' to '2000-05-14'					
TS main puts	TS main gets	TS main peak bytes	TS peak CIs used	TS buffer waits	TS string waits
123	3333	4304	270	2	0
IBM Z Decision Support Report: CICS802					

Figure 52. Example of a CICS Global Temporary Storage report

The report contains this information:

TS main puts

Number of PUT requests to main storage.

TS main gets

Number of GET requests from main storage.

TS main peak bytes

Peak main storage used, in bytes.

TS peak CIs used

Peak number of control intervals in which at least one segment is active (used). They have not necessarily been written to disk. When a queue is deleted, this figure is updated, although the disk records are not immediately updated. When a disk record containing deleted segments is next read from disk, CICS compresses the record by putting all the active segments together. An empty record (having no active segments) is never read from disk; CICS merely overwrites it (a PUT with no preceding Get-for-update).

TS buffer waits

Number of times application programs waited because no buffers were available for auxiliary temporary storage. The number is set using the TS= operand of the SIT.

TS string waits

Number of times that I/O to or from the auxiliary temporary storage data set had to wait for lack of a string. The number of strings is specified using the TS= operand of the SIT.

CICS Global VTAM

This report shows global CICS/ESA and CICS/TS VTAM statistics.

This information identifies the report:

Report ID

CICS803 (CICS803P for CICS Partitioning feature)

Report group

CICS reports

Reports in the CICS statistics component

Source

CICS_S_GLOBAL_D (CICS_S_GLOBAL_DP for CICS Partitioning feature)

Attributes

Statistics, CICS, Global, VTAM

Variables

MVS system ID, CICS system ID, From date, To date

CICS Global VTAM		
MVS ID = 'IP02'		
CICS ID = 'CFGHT6'		
Date: '2000-04-04' to '2000-04-05'		
RPL peak used	VTAM SOS count	VTAM ACB dynamic opens
1	0	0

IBM Z Decision Support Report: CICS803

Figure 53. Example of a CICS Global VTAM report

The report contains this information:

RPL peak used

Peak number of VTAM RPLs found POSTed on one scan.

VTAM SOS count

Number of times that VTAM rejected a CICS request due to a buffer shortage. The VTAM command D NET,BFRUSE gives information on the use of VTAM buffer pools. This is a serious error condition.

VTAM ACB dynamic opens

Number of times the CICS operator has opened the CICS VTAM ACB after initialization (that is, issued a CEMT SET VTAM OPEN command).

CICS Global DTB

This report shows global CICS/ESA and CICS/TS dynamic transaction backout statistics.

This information identifies the report:

Report ID

CICS804 (CICS804P for CICS Partitioning feature)

Report group

CICS reports

Source

CICS_S_GLOBAL_D (CICS_S_GLOBAL_DP for CICS Partitioning feature)

Attributes

Statistics, CICS, Global, DTB, Backout

Variables

MVS system ID, CICS system ID, From date, To date

CICS Global DTB	
MVS ID = 'IP01'	CICS ID = 'CFGHT4'
Date: '2000-06-05' to '2000-06-07'	
DTB records logged	DTB overflows
----- 3410	----- 0
IBM Z Decision Support Report: CICS804	

Figure 54. Example of a CICS Global DTB report

The report contains this information:

DTB records logged

Number of records logged for the purpose of dynamic transaction backout. If the number seems high, check that RECOVERY has not been unnecessarily specified for your files. If you have migrated your PCT, remember that all your transactions now have DTB=YES specified. So if you had a PCT where many transactions had DTB=NO, you may get a large increase in DTB logging.

DTB overflows

Number of records for which there was no space in the dynamic log buffer. When there is no space, CICS puts the records either to auxiliary temporary storage (if DTB=AUX is specified in the SIT) or to a main storage chain. This degrades performance. CICS attempts to tune the buffer size for each transaction by initially allocating half the maximum and then monitoring the amount used, so that a more appropriate value is allocated the next time the transaction is invoked. For this reason, there may be spills when a transaction is first used, while CICS is finding the optimum value. If there are spills over long periods, increase the maximum size of the dynamic log buffer using the SIT DBUFSZ= operand. It is allocated in extended storage. It is possible that it is always the same transaction that causes spillage. If so, consider adding SYNCPOINT requests to the application code.

CICS Global IRC Batch

This report shows global CICS/ESA and CICS/TS statistics for batch jobs sharing a DL/I database.

This information identifies the report:

Report ID

CICS806 (CICS806P for CICS Partitioning feature)

Report group

CICS reports

Source

CICS_S_GLOBAL_D (CICS_S_GLOBAL_DP for CICS Partitioning feature)

Attributes

Statistics, CICS, Global, IRC, Batch

Variables

MVS system ID, CICS system ID, From date, To date

Reports in the CICS statistics component

CICS Global IRC Batch	
MVS ID ='IPO2'	CICS ID ='CSRT5'
Date: '2000-05-01' to '2000-05-02'	
Jobs peak	Jobs sharing database
-----	-----
1	1

IBM Z Decision Support: CICS806

Figure 55. Example of a CICS Global IRC Batch report

The report contains this information:

Jobs peak

Peak number of batch DL/I jobs whose database accesses were routed through the CICS system.

Jobs sharing database

Number of batch jobs whose database accesses were routed through CICS.

CICS Transaction Usage

This report shows CICS/ESA and CICS/TS transaction statistics. For information on how to use this report, see “Interpreting combined CICS and DB2 performance data” on page 33.

This information identifies the report:

Report ID

CICS807 (CICS807P for CICS Partitioning feature)

Report group

CICS reports

Source

CICS_S_TRAN_D (CICS_S_TRAN_DP for CICS Partitioning feature)

Attributes

Statistics, CICS, Transactions

Variables

MVS system ID, CICS system ID, From date, To date

CICS Transaction Usage						
MVS ID ='IP02'		CICS ID ='CSRT5'				
Date: '2000-05-01' to '2000-05-02'		25 most frequent transactions				
Transaction ID	Program name	Transactions	Dynamic routing local	Dynamic routing remote	Restarts	Storage violations
CEMT	DFHEMTP	18	0	0	0	0
CEDA	DFHEDAP	5	0	0	0	0
FIST	FISTPROG	2	0	0	0	0
CXRE	DFHZXRE	1	0	0	0	0
CATA	DFHZATA	1	0	0	0	0
CATD	DFHZATD	1	0	0	0	0
CRSQ	DFHCRQ	1	0	0	0	0
CSFU	DFHFCU	1	0	0	0	0
CSGM	DFHGMM	1	0	0	0	0
CSNE	DFHZNAC	1	0	0	0	0
CATR	DFHZATR	1	0	0	0	0
CATS	DFHZATS	0	0	0	0	0
CBRC	DFHBRCP	0	0	0	0	0
CDBC	DFHDBME	0	0	0	0	0
CDBD	DFHDBDI	0	0	0	0	0
CDBI	DFHDBIQ	0	0	0	0	0
CDBN	DFHDBCON	0	0	0	0	0
CDBO	DFHDBCT	0	0	0	0	0
CECS	DFHECSP	0	0	0	0	0
CEDB	DFHEDAP	0	0	0	0	0
CEDC	DFHEDAP	0	0	0	0	0
CDBT	DFHDBDSC	0	0	0	0	0
CDTS	DFHZATS	0	0	0	0	0
CEBR	DFHEDFBR	0	0	0	0	0
CECI	DFHECIP	0	0	0	0	0

IBM Z Decision Support Report: CICS807

Figure 56. Example of a CICS Transaction Usage report

The report contains this information:

Transaction ID

Name of the transaction.

Program name

Program to which CICS passes control when the transaction starts.

Transactions

Number of executions of this transaction.

Dynamic routing local

Number of times that this transaction, if it is capable of being routed (having the Dynamic=YES CEDA parameter), was run locally.

Dynamic routing remote

Number of times that this transaction, if it is capable of being routed (having the Dynamic=YES CEDA parameter), was run remotely.

Restarts

Restarts can occur for transactions that have RESTART=YES specified. This is affected by any user code in the retry program DFHRTY.

Storage violations

If this is not zero, there is a serious problem, which not only threatens performance but also the integrity of your data. Force CICS to take a dump when this occurs by putting SVD=YES in the SIT. Violations are often detected by comparing the eight-byte storage accounting areas at each end of a storage accounting area when the storage is being released. If the two areas are not identical, one has been overwritten. The violation is logged against the transaction that owns the storage being released, but it is not certain that this transaction is the cause of the violation.

CICS Program Usage

This report shows CICS/ESA and CICS/TS program statistics. It shows how much time MVS spends loading programs. You should see that the most frequently used programs are loaded only once, because CICS chooses the least recently used programs when it removes programs from the program subpools. If frequently used programs are being frequently loaded and removed, this suggests that virtual storage is insufficient for the program subpools.

This information identifies the report:

Report ID

CICS808 (CICS808P for CICS Partitioning feature)

Report group

CICS Reports

Source

CICS_S_PROGRAM_D (CICS_S_PROGRAM_DP for CICS Partitioning feature)

Attributes

Statistics, CICS, Programs

Variables

MVS system ID, CICS system ID, From date, To date

CICS Program Usage						
MVS ID = 'IP02'		CICS ID = 'CSRT5'		Date: '2000-05-01' to '2000-05-02'		
Most used programs						
Program name	Times used	Fetch count	Fetch time (seconds)	Avg fetch time (sec)	Newcopy count	Times removed
DFHDMP	2311	1	0.03	0.03	0	0
DFHAMP	2146	1	0.08	0.08	0	0
DFHPUP	1416	1	0.03	0.03	0	0
DFHEITMT	18	1	0.01	0.01	0	0
DFHEMTD	18	1	0.05	0.05	0	0
DFHEMTP	18	1	0.01	0.01	0	0
DFHZCQ	9	1	0.13	0.13	0	0
...						
DFHCXCU	0	0	0.00	0.00	0	0
DFHDBAT	0	0	0.00	0.00	0	0
DFHDBCON	0	0	0.00	0.00	0	0
=====	=====	=====	=====	=====	=====	=====
	6316	251	4.34	0.01	0	0

IBM Z Decision Support Report: CICS808

Figure 57. Example of a CICS Program Usage report

The report contains this information:

Program name

Name of the program.

Times used

CICS does not know about branches to a loaded program. This counter is incremented when the program is LINKed to, XCTLed to, or LOAded, and when the program is the first program for a transaction. This is the sum of LOAD_REQUESTS.

Fetch count

Number of times the program is loaded. This is the sum of FETCHES.

Fetch time (seconds)

Total time spent loading this program. This is the sum of FETCH_SEC.

Avg fetch time (sec)

Average time spent loading this program. This is calculated as FETCH_SEC/FETCHES.

Newcopy count

Number of times a new copy of the program was loaded by operator request. This is the sum of NEW_COPIES.

Times removed

Number of times CICS removed this program when not in use, to reclaim space in the subpool.

CICS Dynamic Storage (DSA) Usage

This report shows CICS/ESA and CICS/TS dynamic storage area statistics. For information on how to use this report, see "Monitoring storage use" on page 31.

This information identifies the report:

Report ID

CICS809 (CICS809P for CICS Partitioning feature)

Report group

CICS Reports

Source

CICS_S_STOR_DSA_D (CICS_S_STOR_DSA_DP for CICS Partitioning feature)

Attributes

Statistics, CICS

Variables

MVS system ID, CICS system ID, From date, To date

CICS Dynamic Storage (DSA) Usage							
MVS ID = 'IP02' CICS ID = 'CSRT5'							
Date: '2000-05-01' to '2000-05-02'							
Pagepool name	DSA (bytes)	Cushion (bytes)	Free storage (bytes)	Free storage (pct)	Largest free area	Getmains	Freemains
CDSA	1048576	65536	802816	76	765952	3695	3620
ECDSA	8388608	262144	7667712	91	7667712	8946	7252
ERDSA	3145728	262144	1302528	41	1290240	204	3
EUDSA	8388608	262144	8388608	100	8388608	1	1
UDSA	4194304	65536	4186112	99	4182016	6	4

IBM Z Decision Support Report: CICS809

Figure 58. Example of a CICS Dynamic Storage (DSA) Usage report

The report contains this information:

Pagepool name

Name of the pagepool.

Reports in the CICS statistics component

DSA (bytes)

Maximum number of bytes in the subpool. This is the maximum of DSA_BYTES.

Cushion (bytes)

Size of the storage cushion. This is the maximum of CUSHION_BYTES.

Free storage (bytes)

Smallest amount of free storage, in bytes. This is the minimum of FREE_STOR_BYTES.

Free storage (pct)

Lowest percentage of free storage. This is the minimum of FREE_STOR_PCT.

Largest free area

Minimum largest free area in the subpool, in bytes. This is the minimum of LARGEST_FREE_AREA.

Getmains

Number of GETMAIN requests for this subpool.

Freemains

Number of FREEMAIN requests for this subpool.

CICS File Statistics

This report shows CICS/ESA and CICS/TS file statistics.

This information identifies the report:

Report ID

CICS810 (CICS810P for CICS Partitioning feature)

Report group

CICS reports

Source

CICS_S_FILE_D (CICS_S_FILE_DP for CICS Partitioning feature)

Attributes

Statistics, CICS, File

Variables

MVS system ID, CICS system ID, From date, To date

CICS File Statistics							
MVS ID = 'IP02'		CICS ID = 'CSRT5'					
Date: '2000-05-01' to '2000-05-02'							
File name	Get requests	Browse requests	Add requests	Update requests	Delete req local	Delete req remote	VSAM EXCPs
GHTIPO	18	5486	0	0	0	0	22
GTSTFILE	0	4	2000	0	0	0	2061
	18	5490	2000	0	0	0	2083

IBM Z Decision Support Report: CICS810

Figure 59. Example of a CICS File Statistics report

The report contains this information:

File name

Name of the file.

Get requests

Number of GET requests that were passed from the application interface to file control. Invalid requests filtered out by the command interface are not included. This is generally true for all counts of applications requests to CICS.

Browse requests

Number of BROWSE requests.

Add requests

Number of ADD requests.

Update requests

Number of UPDATE requests.

Delete req local

Number of DELETE requests for a file on this system.

Delete req remote

Number of function-shipped DELETE requests.

VSAM EXCPs

Number of VSAM EXCPs issued, from VSAM_EXCP_REQ_DATA.

CICS ISC/IRC Function Shipping by Connection

This report shows CICS TS inter-region and intersystem statistics related to function-shipping with and without channel option.

This information identifies the report:

Report ID

CICS833 (CICS833P for CICS Partitioning feature)

Report group

CICS reports

Source

CICS_S_INTERCOM_D (CICS_S_INTERCOM_DP for CICS Partitioning feature)

Attributes

Statistics, CICS, IRC, ISC, Function, Shipping, Channel

Variables

Date, MVS system ID, CICS system ID, Connection name

Reports in the CICS statistics component

CICS ISC/IRC Function Shipping by Connection								
MVS ID = 'MV2C' CICS ID 'DFHXQ'								
Date: '2005-05-01'								
Connection name							←-----CHANNEL-----→	
	Function Shipping FC	Function Shipping IC	Function Shipping TD	Function Shipping TS	Function Shipping PC	Function Shipping IC	Function Shipping TS	Function Shipping PC
GHT00001	0	0	0	0	0	0	0	0

IBM Z Decision Support Report: CICS833

Figure 60. Example of a CICS ISC/IRC Function Shipping by Connection report

The report contains this information:

Connection name

Connection name. From CONNECTION_NAME.

Function Shipping FC

Number of file control requests for function shipping. From FUNCTION_SHIPS_FC.

Function Shipping IC

Number of interval control requests for function shipping. From FUNCTION_SHIPS_IC.

Function Shipping TD

Number of transient data requests for function shipping. From FUNCTION_SHIPS_TD.

Function Shipping TS

Number of temporary storage requests for function shipping. From FUNCTION_SHIPS_TS.

Function Shipping PC

Number of program control link requests for function shipping. From PGM_CONTROL.

Channel

Function Shipping IC

Number of interval control requests for function shipping. From FUNC_SHIPSCHN_IC.

Function Shipping TS

Number of temporary storage channel requests for function shipping. From FUNC_SHIPSCHN_TS.

Function Shipping PC

Number of program control LINK requests, with channels, for function shipping. From FUNC_SHIPCHN_PC.

CICS ISC/IRC Global

This report shows global CICS/ESA and CICS/TS interregion and intersystem statistics. CICS has mechanisms to improve the efficiency of authorizing remote user access, and this report shows how much this mechanism is being used. The first three columns help in tuning the ISRDELAY parameter of the SIT, and the last three columns help in the tuning of the PVDELAY parameter.

This information identifies the report:

Report ID

CICS811 (CICS811P for CICS Partitioning feature)

Report group

CICS Reports

Source

CICS_S_INTERCOM_D (CICS_S_INTERCOM_DP for CICS Partitioning feature)

Attributes

Statistics, CICS, IRC, ISC, Global

Variables

MVS system ID, CICS system ID, From date, To date

CICS ISC/IRC Global					
MVS ID ='IP02'		CICS ID ='CSRT5'			
Date: '2000-05-01' to '2000-05-02'					
Entries reused	Entries timed out	Reuse time avg (sec)	Signon reuse	Signon timed out	Signon reuse avg (sec)
0	0	0.0	0	0	0.0

IBM Z Decision Support Report: CICS811

Figure 61. Example of a CICS ISC/IRC Global report

The report contains this information:

Entries reused

Number of times user IDs were reused without referring an external security manager.

Entries timed out

Number of times that user IDs signed on to this remote system were timed out.

Reuse time avg (sec)

Average time between each reuse of user IDs signed on to this remote system, in seconds. This is calculated as REUSE_TIME_SEC/RECORD_GLOBAL_CNT.

Signon reuse

Number of times user IDs in the persistent verification list were used without referencing an external security manager.

Signon timed out

Number of entries in the persistent verification list of this remote system that were timed out.

Signon reuse avg (sec)

Average time between the reuse of entries in the persistent verification list of this remote system. This is calculated as SIGNON_REUSE_SEC/RECORD_GLOBAL_CNT.

CICS ISC/IRC Mode Entries

This report shows CICS/ESA and CICS/TS statistics for APPC (LU 6.2) connections.

Reports in the CICS statistics component

A program issues an ALLOCATE command to establish an LU6.2 session. When the program specifies the system and log-mode group, the ALLOCATE is specific; otherwise, the program can leave it to CICS to find one that is suitable.

When allocating a session, it is more efficient to use a contention winner (or receive) session, if possible. If a contention loser (or send) session must be used, CICS sends a BID to the session partner and waits for a positive response to the BID before letting the application continue. But if a contention winner session becomes available while CICS waits for the BID response, CICS discontinues its attempt to use the contention loser session and uses the newly available contention winner session instead.

CICS ISC/IRC Mode Entries							
		MVS ID ='IP02'		CICS ID ='CSRT5'			
		Date: '2000-05-01' to '2000-05-02'					
APPC system name	Mode name	Alloc requests (peak)	Alloc requests (total)	Queued alloc requests	Failed alloc requests	Loser ATI requests	Winner ATI requests
TR45	TYRI0004	0	0	0	0	0	0

IBM Z Decision Support Report: CICS812

Figure 62. Example of a CICS ISC/IRC Mode Entries report

This information identifies the report:

Report ID

CICS812 (CICS812P for CICS Partitioning feature)

Report group

CICS Reports

Source

CICS_S_INTERCOM_D (CICS_S_INTERCOM_DP for CICS Partitioning feature)

Attributes

Statistics, CICS, IRC, ISC, Mode

Variables

MVS system ID, CICS system ID, From date, To date

The report contains this information:

APPC system name

Connection name, from APPC_SYSTEM_NAME.

Mode name

Logmode name, from MODE_NAME.

Alloc requests (peak)

Peak allocate requests queued for this mode group, from ALLOCATES_PEAK.

Alloc requests (total)

Number of times a program issued a specific ALLOCATE command for this mode group, excluding commands failing basic validation (SYSIDERR). This is the sum of ALLOC_SPEC_REQ.

Queued alloc requests

Maximum number of times a program issued a specific ALLOCATE command (without NOQUEUE) and there were no bound contention winners available for this more group. This is the maximum of ALLOC_Q_SPEC_REQ.

Failed alloc requests

Number of times a program issued a specific ALLOCATE command for this mode group, and got an error. This is the sum of ALLOC_F1_SPEC_REQ and ALLOC_F2_SPEC_REQ.

Loser ATI requests

Number of times a contention-loser APPC session was used. This is the sum of ATI_LOSER_REQ.

Winner ATI requests

Number of times a contention-winner APPC session was used. This is the sum of ATI_WINNER_REQ.

CICS ISC/IRC System Entries by Connection

This report shows CICS/ESA and CICS/TS interregion and intersystem statistics. It differs from "CICS ISC/IRC Mode Entries" on page 89 in that it is for non-LU6.2 sessions, which are identified only by connection name (not by a combination of connection name and log-mode group). This is multiregion operation (MRO) using interregion communication (IRC) and LU6.1 intersystem communication (ISC).

This information identifies the report:

Report ID

CICS813 (CICS813P for CICS Partitioning feature)

Report group

CICS reports

Source

CICS_S_INTERCOM_D (CICS_S_INTERCOM_DP for CICS Partitioning feature)

Attributes

Statistics, CICS, IRC, ISC, System

Variables

MVS system ID, CICS system ID, From date, To date

CICS ISC/IRC System Entries by Connection							
MVS ID ='IPO2'		CICS ID ='CSRT5'		Date: '2000-05-01' to '2000-05-02'			
Connection name	ATI loser request	ATI winner request	Bids sent	Allocates	Trans routings	Losers peak	Winners peak
GHT00001	0	0	0	0	0	0	0

IBM Z Decision Support Report: CICS813

Figure 63. Example of a CICS ISC/IRC System Entries by Connection report

The report contains this information:

Reports in the CICS statistics component

Connection name

Connection name, from CONNECTION_NAME.

ATI loser requests

Number of times a receive session was used. This is the sum of ATI_REQ_LOSERS.

ATI winner requests

Number of times a send session was used. This is the sum of ATI_REQ_WINNERS.

Bids sent

Number of times CICS sent a BID to use a contention loser session. This is the sum of BIDS_SENT.

Allocates

Number of times a program issued an ALLOCATE command, not including commands failing basic validation (SYSIDERR). This is the sum of ALLOCATES.

Trans routings

Number of transaction routing commands (where a transaction is defined as remote or is dynamically routed). This is not valid for LU 6.1. This counter is incremented on both systems (sending and receiving). This is the sum of TRANS_ROUTINGS. Note that START commands are not counted here, but in FUNCTION_SHIPS_IC, which is not shown on this report. Trans routings is a count of all other types of transaction routing, for example, where a transaction is defined as being remote or is dynamically routed.

Losers peak

Peak number of contention loser sessions, from LOSERS_PEAK.

Winners peak

Peak number of contention winner sessions, from WINNERS_PEAK.

CICS TS Recovery Manager

This report shows CICS TS recovery manager statistics that detail the syncpoint activity of all the transactions in the system. From this statistics report, you can assess the impact of shunted UOWs. Shunted UOWs are units of work that have suffered an indoubt failure and that are waiting for resynchronization with their recovery coordinator or for the problem with the resources to be resolved. Shunted UOWs still hold locks and enqueues until they are resolved.

This information identifies the report:

Report ID

CICS814 (CICS814P for CICS Partitioning feature)

Report group

CICS reports

Source

CICS_S_RECOV_MGR_D (CICS_S_RECO_MGR_DP for CICS Partitioning feature)

Attributes

Statistics, CICS, TS, Recovery, Manager

Variables

MVS system ID, CICS system ID, From date, To date

CICS TS Recovery Manager														
MVS ID ='VSG1' CICS ID ='A6POCM01'														
Date: '2000-02-08' to '2000-02-08'														
Time														
Syncpoints	Syncpoints		Time	Indoubt	Indoubt	Indoubt	Indoubt	Indoubt	Indoubt	Indoubt	Indoubt	Indoubt	Indoubt	Indoubt
forward	backward	Resyncs	shunted	commit	action	action	action	action	action	action	action	action	action	action
			indoubt	back	forced	forced	forced	forced	forced	forced	forced	forced	forced	forced
			failure	failure	trandef	timeout	nowait	operator	tdqueues	LU61conn	MROconn	RMExits	mismatches	action
1.020E+04	1.410E+02	0.000	0.000	0.000	0.000	0.000	0.000	0.000	0.000	0.000	0.000	0.000	0.000	0.000

IBM Z Decision Support Report: CICS814

Figure 64. Example of a CICS TS Recovery Manager report

The report contains this information:

Syncpoints forward

Number of syncpoints that were issued.

Syncpoints backward

Number of syncpoint rollbacks that were issued.

Resyncs

Number of resynchronizations that were issued.

Time shunted indoubt failure

Total time that UOWs were shunted for indoubt failure.

Time shunted commit back failure

Total time that current UOWs were shunted for commit/backout failure.

Indoubt action forced trandef

Number of forced indoubt action resolutions due to the transaction definition specifying that it cannot support indoubt waiting.

Indoubt action forced timeout

Number of forced indoubt action resolutions due to the indoubt waits timing.

Indoubt action forced nowait

Number of forced indoubt action resolutions due to a recoverable resource or resource manager coordinator being unable to support indoubt waiting.

Indoubt action forced operator

Number of forced indoubt action resolutions due to the operator canceling the wait for indoubt resolution.

Indoubt action forced tdqueues

Number of resolutions due to an attribute WAIT=NO in the definition of the recoverable transient data queue.

Indoubt action forced LU61conn

Number of forced indoubt action resolutions (for LU61 connections) due to a recoverable resource or resource manager coordinator being unable to support indoubt waiting.

Indoubt action forced MROconn

Number of forced indoubt action resolutions (for MRO connections) due to a recoverable resource or resource manager coordinator being unable to support indoubt waiting.

Reports in the CICS statistics component

Indoubt action forced RMIexits

Number of forced indoubt action resolutions (for RMI exits) due to a recoverable resource or resource manager coordinator being unable to support indoubt waiting.

Indoubt action mismatches

Number of forced indoubt action resolutions that a participating resource manager coordinator solved in a different manner from CICS.

CICS TS Enqueue Manager

This report shows CICS TS statistics on the enqueue activity for each enqueue pool ID.

This information identifies the report:

Report ID

CICS815 (CICS815P for CICS Partitioning feature)

Report group

CICS reports

Source

CICS_S_ENQUE_MGR_D (CICS_S_ENQU_MGR_DP for CICS Partitioning feature)

Attributes

Statistics, CICS, TS, Enqueue, Manager

Variables

MVS system ID, CICS system ID, From date, To date

CICS TS Enqueue Manager												
MVS ID = 'VSG1' CICS ID = 'A6P00A11'												
Date: '1999-02-08' to '2000-02-08'												
Enqueue poolname	Enqueue issued	Enqueue waited	Avg enqueue wait time	Tot enqueue retained	Avg enqueue retention time	Curr enqueue retained	Curr avg enqueue retention time	Enqueue rejected enqbusy	Enqueue rejected retained	Waiting enqueues rejected retained	Waiting enqueues purged operator	Waiting enqueues purged timeout
EXECADDR	0.000	0.000	0.000	0.000	0.000	0.000	0.000	0.000	0.000	0.000	0.000	0.000
EXECSTRN	0.000	0.000	0.000	0.000	0.000	0.000	0.000	0.000	0.000	0.000	0.000	0.000
FCDSSEWR	0.000	0.000	0.000	0.000	0.000	0.000	0.000	0.000	0.000	0.000	0.000	0.000
FCDSLDM	0.000	0.000	0.000	0.000	0.000	0.000	0.000	0.000	0.000	0.000	0.000	0.000
FCDSRECD	0.000	0.000	0.000	0.000	0.000	0.000	0.000	0.000	0.000	0.000	0.000	0.000
FCDSRNGE	0.000	0.000	0.000	0.000	0.000	0.000	0.000	0.000	0.000	0.000	0.000	0.000
FCFLRECD	0.000	0.000	0.000	0.000	0.000	0.000	0.000	0.000	0.000	0.000	0.000	0.000
FCFLMLTL	0.000	0.000	0.000	0.000	0.000	0.000	0.000	0.000	0.000	0.000	0.000	0.000
JOURNALS	1.000	0.000	0.000	0.000	0.000	0.000	0.000	0.000	0.000	0.000	0.000	0.000
KCADDR	3.260E+02	1.200E+01	1.033	0.000	0.000	0.000	0.000	0.000	0.000	0.000	0.000	0.000
KCSTRING	4.410E+02	0.000	0.000	0.000	0.000	0.000	0.000	0.000	0.000	0.000	0.000	0.000
LOGSTRM	1.000	0.000	0.000	0.000	0.000	0.000	0.000	0.000	0.000	0.000	0.000	0.000
TDNQ	0.000	0.000	0.000	0.000	0.000	0.000	0.000	0.000	0.000	0.000	0.000	0.000
TSNQ	0.000	0.000	0.000	0.000	0.000	0.000	0.000	0.000	0.000	0.000	0.000	0.000

IBM Z Decision Support Report: CICS815

Figure 65. Example of a CICS TS Recovery Manager report

The report contains this information:

Enqueue poolname

Enqueue pool name.

Enqueue issued

Number of enqueue requests that were issued.

Enqueue waited

Number of enqueue requests that have waited.

Avg enqueue wait time

Average enqueue wait time. Calculated as $\text{Sum}(\text{Enq_Waited_Time}) \div \text{Sum}(\text{Enq_Waited})$.

Tot enqueue retained

Total number of enqueue requests that were retained.

Avg enqueue retention time

Average enqueue retention time. Calculated as $\text{Sum}(\text{Enq_Retn_Tot_Time}) \div \text{Sum}(\text{Enq_Retn_Tot})$.

Curr enqueue retained

Current number of enqueue requests that were retained.

Curr avg enqueue retention time

Current average enqueue retention time. Calculated as $\text{Sum}(\text{Enq_Retn_Cur_Time}) \div \text{Sum}(\text{Enq_Retn_Cur})$.

Enqueue rejected enqbusy

Number of enqueue requests that were immediately rejected (ENQBUSY response).

Enqueue rejected retained

Number of retained enqueue requests that were immediately rejected.

Waiting enqueues rejected retained

Number of retained enqueue requests that are awaiting rejection.

Waiting enqueues purged operator

Number of enqueue requests that are awaiting rejection because of operator intervention.

Waiting enqueues purged timeout

Number of enqueue requests that are awaiting rejection because of timeout.

CICS TS Logstreams

This report shows CICS TS statistics on the data written to each logstream that can be used to analyze the activity of a single region. Logstream statistics contain data about the use of each logstream including the following:

- The number of write requests to the logstream
- The number of bytes written to the logstream
- The number of logstream buffer waits
- The number of logstream browse and delete requests

This information identifies the report:

Report ID

CICS816 (CICS816P for CICS Partitioning feature)

Report group

CICS reports

Source

CICS_S_LOGSTREAM_D (CICS_S_LOGSTREA_DP)

Attributes

Statistics, CICS, TS, Logstreams

Reports in the CICS statistics component

Variables

MVS system ID, CICS system ID, From date, To date

CICS TS Logstreams											
MVS ID = 'VSG1' CICS ID = 'A6P00A11'											
Date: '1999-02-08' to '2000-02-08'											
Logstream name	Write requests	Bytes written	Average bytes	Buffer full waits	Buffer appends	Retry errors	Force waits	Peak waiters	Browse starts	Browse reads	Stream deletes
TEAM0.A6P00A11.DFHLOG	1.105E+05	3.308E+07	2.994E+0200	0.000	1.116E+05	0.000	3.500E+01	1.103E+0	2.610E+02	1.600E+02	2.700E+01
TEAM0.A6P00A11.DFHSHUNT	0.000	0.000	0.00000	0.000	0.000	0.000	0.000	0.000	0.000	0.000	0.000
TEAM0.DFHJ02	3.936E+03	1.123E+06	2.854E+0200	0.000	7.604E+03	0.000	0.000	0.000	0.000	0.000	0.000

IBM Z Decision Support Report: CICS816

Figure 66. Example of a CICS TS Logstream report

The report contains this information:

Logstream name

Name of the logstream.

Write requests

Number of ISXGWRITE requests issued to this logstream.

Bytes written

Number of bytes written to this logstream.

Average bytes

Average number of bytes written to this logstream for each request.
Calculated as $\text{Sum}(\text{Bytes_Written}) \div \text{Sum}(\text{Logstream_Wrt_Req})$.

Buffer full waits

Number of times that buffer full has occurred for this logstream.

Buffer appends

Number of times that a journal record was successfully appended to the current logstream buffer.

Retry errors

When a block of data was being written to the logstream, the number of times that MVS system logger errors occurred that can be retried.

Force waits

Total number of force waits for this logstream.

Peak waiters

Peak number of force waiters for this logstream.

Browse starts

Number of browse start requests issued for this logstream.

Browse reads

Number of browse read requests issued for this logstream.

Stream deletes

Number of delete (IXGDELET) requests issued for this logstream.

CICS DB2 Connection: TCB Statistics

This report shows CICS TS statistics on TCB activity related to DB2 connection.

This information identifies the report:

Report ID

CICS817 (CICS817P for CICS Partitioning feature)

Report group

CICS reports

Source

CICS_S_DB2CONN_D (CICS_S_DB2CONN_DP for CICS Partitioning feature)

Attributes

Statistics, CICS, TS, DB2, Connection, TCB

Variables

MVS system ID, CICS system ID, From date, To date

CICS DB2 Connection: TCB Statistics					
MVS ID ='MV26'		CICS ID ='IYCQCTS6'			
Date: '2003-02-08' to '2004-02-08'					
DB2 conn name	DB2 SYSID	Tot DB2 connection time	TCB limit	TCB peak	Peak tasks on TCB readyq
JRBJRB	DC26	2	5.000E+01	0.000	0.000

IBM Z Decision Support Report: CICS817

Figure 67. Example of a CICS DB2 Connection: TCB Statistics report

The report contains this information:

DB2 conn name

Name of the installed DB2CONN.

DB2 SYSID

The DB2 system ID specified in this DB2CONN. If the system ID has changed, it is the last setting of SYSID.

Tot DB2 connection time

Total amount of time (in hours) that CICS was connected to the DB2 subsystem specified in this DB2CONN. Calculated as (DB2_GMT_DISC_TIME - DB2_GMT_CONN_TIME), if greater than 0. Otherwise, calculated as (DB2_LOC_DISC_TIME - DB2_LOC_CONN_TIME), if greater than 0. If none of the fields are meaningful, the value will be set to 0.

TCB limit

The TCBLIMIT value that was set in the DB2CONN. If the TCBLIMIT has changed, it is the last setting of TCBLIMIT.

TCB peak

Peak number of subtask TCBs that are attached to service DB2 requests.

Reports in the CICS statistics component

Peak tasks on TCB readyq

Peak number of CICS tasks that are queued waiting for a DB2 subtask TCB to become available.

CICS DB2 Connection: Buffer Pool Statistics

This report shows CICS TS statistics on Buffer Pool activity related to DB2 connection.

This information identifies the report:

Report ID

CICS818 (CICS818P for CICS Partitioning feature)

Report group

CICS reports

Source

CICS_S_DB2CONN_D (CICS_S_DB2CONN_DP for CICS Partitioning feature)

Attributes

Statistics, CICS, TS, DB2, Connection, Buffer, Pool

Variables

MVS system ID, CICS system ID, From date, To date

CICS DB2 Connection: BUFFER POOL Statistics												
MVS ID ='VSG1' CICS ID ='A6P00A11'												
Date: '2003-02-08' to '2004-02-08'												
DB2 conn name	DB2 SYSID	DB2 Release	DB2 pool plan name	DB2 pool plex name	Tot calls using pool thread	Tot poolthread signons	Tot poolthread commits	Tot poolthread aborts	Tot poolthread single phases	Tot poolthread reuse	Tot poolthread terminates	Tot pool thread waits
DB2	DB1C	0510	*****	DSNCUEXT	6.369E+05	8.000	0.000	8.000E+01	1.496E+04	1.200E+01	1.502E+04	1.200E+01
thread limit	Pool thread limit	Peak pool thread inuse	Peak pool tasks	Tot pool tasks	Peak tasks on pool readyq							
8.000	8.000	2.000E+01	1.504E+04	1.200E+01								

IBM Z Decision Support Report: CICS818

Figure 68. Example of a CICS DB2 Connection: Buffer Pool Statistics report

The report contains this information:

DB2 conn name

Name of the installed DB2CONN.

DB2 SYSID

The DB2 system ID specified in this DB2CONN. If the system ID has changed, it is the last setting of SYSID.

DB2 release

The DB2 version and release for this DB2CONN. (It can be blank if not present in the table.)

DB2 pool plan name

Name of the plan being used for the pool. If a dynamic plan exit is being used for the pool, this field is null.

DB2 pool plex name

Name of the dynamic plan exit to be used for the pool. If a static plan is being used for the pool, this field contains nulls.

Tot calls using pool thread

Total number of SQL calls made using pool threads.

Tot poolthread signons

Total number of DB2 signons performed for pool threads.

Tot poolthread commits

Number of 2-phase commits that are performed for UOWs using pool threads.

Tot poolthread aborts

Total number of UOWs (using pool threads) that were rolled back.

Tot poolthread single phases

Total number of UOWs (using pool threads) that used single-phase commit, either because they were R/O UOWs or because DB2 was the only recoverable resource updated in the UOWs.

Tot poolthread reuse

Total number of times that CICS transactions using the pool were able to reuse a created DB2 thread. This count includes transactions that overflow to the pool so as to acquire a thread and reuse an existing thread.

Tot poolthread terminates

Total number of terminate thread requests that were made to DB2 for pool threads. This count includes pool threads used by transactions that overflow to the pool.

Tot poolthread waits

Total number of times that all available threads in the pool were busy and a transaction had to wait for a thread to become available. This count includes transactions that overflow to the pool to acquire a thread and that have to wait for a pool thread.

Pool thread limit

Thread limit value for the pool. If the pool thread limit has changed, it is the last setting of the pool thread limit.

Peak pool thread inuse

Peak number of active pool threads.

Peak pool tasks

Peak number of CICS tasks that have used a pool thread.

Tot pool tasks

Total number of completed tasks that have used a pool thread.

Peak tasks on pool readyq

Peak number of CICS tasks that waited for a pool thread to become available.

CICS DB2 Connection: Command Statistics

This report shows CICS TS statistics on Command activity related to DB2 connection.

This information identifies the report:

Reports in the CICS statistics component

Report ID

CICS819 (CICS819P for CICS Partitioning feature)

Report group

CICS reports

Source

CICS_S_DB2CONN_D (CICS_S_DB2CONN_DP for CICS Partitioning feature)

Attributes

Statistics, CICS, TS, DB2, Connection, Command

Variables

MVS system ID, CICS system ID, From date, To date

CICS DB2 Connection: COMMAND Statistics											
MVS ID ='VSG1' CICS ID ='A6P00A12'											
Date: '2003-02-21' to '2004-02-21'											
DB2 conn name	DB2 SYSID	DB2 release	DB2 comd authid	DB2 comd authtype	Calls using command threads	Command thread signons	Command threads terminated	Command threads overflows	Command thread limit	Peak command threads	
DB2	DB1C	*****	*****	USERID	0.000	0.000	0.000	1.000	0.000	0.000	
DB2	DB1C	0510	*****	USERID	0.000	0.000	0.000	1.000	0.000	0.000	

IBM Z Decision Support Report: CICS819

Figure 69. Example of a CICS DB2 Connection: Command Statistics report

The report contains this information:

DB2 conn name

Name of the installed DB2CONN.

DB2 SYSID

The DB2 system ID specified in this DB2CONN. If the system ID has changed, it is the last setting of SYSID.

DB2 release

The DB2 version and release for this DB2CONN. (It can be blank if not present in the table.)

DB2 comd authid

Static ID to be used for DB2 security checking of command threads. If an Authtype is being used for command threads, this field contains nulls.

DB2 comd authtype

Type of ID to be used for DB2 security checking of command threads. If an Authid is being used for command threads, this field contains nulls.

Calls using command threads

Total number of DB2 commands that are issued using the DSNB transaction.

Command thread signons

Total number of DB2 signons performed for command threads.

Command threads terminated

Total number of terminate thread requests made to DB2 for command threads.

Command threads overflows

Number of times that a DSNC DB2 resulted in a pool thread being used because the number of active command threads exceeded the command threads limit.

Command thread limit

Maximum number of command threads that are allowed.

Peak command threads

Peak number of active command threads.

CICS DB2 Entries: Resource Info

This report shows CICS TS statistics on Resource information related to DB2 entries.

This information identifies the report:

Report ID

CICS820 (CICS820P for CICS Partitioning feature)

Report group

CICS reports

Source

CICS_S_DB2ENTRY_D (CICS_S_DB2ENTRY_DP for CICS Partitioning feature)

Attributes

Statistics, CICS, TS, DB2, Entries, Resource

Variables

MVS system ID, CICS system ID, From date, To date

The report (Figure 70 on page 102) contains this information:

DB2 entry name

Name of the installed DB2ENTRY.

DB2 plan name

Name of the plan being used for this DB2ENTRY. If a dynamic plan exit is being used for the DB2ENTRY, this field is null.

DB2 planexit name

Name of the dynamic plan exit to be used for this DB2ENTRY. If a static plan is being used for the DB2ENTRY, this field is null.

DB2 authid

Static ID that is to be used for DB2 security checking of this DB2ENTRY.

DB2 authtype

Type of ID that is to be used for DB2 security checking of this DB2ENTRY.

DB2 accountr

Frequency of DB2 accounting records that are to be produced for transactions using this DB2ENTRY.

Reports in the CICS statistics component

DB2 threadwa

Specifies whether transactions should wait for a thread abend or overflow to the pool if the number of active threads for this DB2ENTRY exceeds its thread limit.

DB2 priority

Priority of the DB2ENTRY thread subtasks relative to the CICS main task.

CICS DB2 Entries: Resource Info							
MVS ID = 'MV26'		CICS ID = 'IYQCQTS6'					
Date: '2003-03-21'		to '2003-12-03'					
DB2 entry name	DB2 plan name	DB2 planexit name	DB2 authid	DB2 authtype	DB2 accountnr	DB2 threadwa	DB2 priority
A2000	RDRCT05	*****	*****	USERID	NONE	POOL	HIGH
A2001	RDRCT05	*****	*****	USERID	NONE	POOL	HIGH
A2002	RDRCT05	*****	*****	USERID	NONE	POOL	HIGH
A2003	RDRCT05	*****	*****	USERID	NONE	POOL	HIGH
A2004	RDRCT05	*****	*****	USERID	NONE	POOL	HIGH
A2005	RDRCT05	*****	*****	USERID	NONE	POOL	HIGH
A2006	RDRCT05	*****	*****	USERID	NONE	POOL	HIGH
A2007	RDRCT05	*****	*****	USERID	NONE	POOL	HIGH
A2008	RDRCT05	*****	*****	USERID	NONE	POOL	HIGH
A2009	RDRCT05	*****	*****	USERID	NONE	POOL	HIGH
A2010	RDRCT05	*****	*****	USERID	NONE	POOL	HIGH
A2011	RDRCT05	*****	*****	USERID	NONE	POOL	HIGH
A2012	RDRCT05	*****	*****	USERID	NONE	POOL	HIGH
A2013	RDRCT05	*****	*****	USERID	NONE	POOL	HIGH
A2014	RDRCT05	*****	*****	USERID	NONE	POOL	HIGH
A2015	RDRCT05	*****	*****	USERID	NONE	POOL	HIGH
A2016	RDRCT05	*****	*****	USERID	NONE	POOL	HIGH
A2017	RDRCT05	*****	*****	USERID	NONE	POOL	HIGH
A2018	RDRCT05	*****	*****	USERID	NONE	POOL	HIGH
A2019	RDRCT05	*****	*****	USERID	NONE	POOL	HIGH
A2020	RDRCT05	*****	*****	USERID	NONE	POOL	HIGH
A2021	RDRCT05	*****	*****	USERID	NONE	POOL	HIGH
A2022	RDRCT05	*****	*****	USERID	NONE	POOL	HIGH
A2023	RDRCT05	*****	*****	USERID	NONE	POOL	HIGH
A2024	RDRCT05	*****	*****	USERID	NONE	POOL	HIGH
A2025	RDRCT05	*****	*****	USERID	NONE	POOL	HIGH
A2026	RDRCT05	*****	*****	USERID	NONE	POOL	HIGH
A2027	RDRCT05	*****	*****	USERID	NONE	POOL	HIGH
A2028	RDRCT05	*****	*****	USERID	NONE	POOL	HIGH
A2029	RDRCT05	*****	*****	USERID	NONE	POOL	HIGH
A2030	RDRCT05	*****	*****	USERID	NONE	POOL	HIGH
A2031	RDRCT05	*****	*****	USERID	NONE	POOL	HIGH
A2032	RDRCT05	*****	*****	USERID	NONE	POOL	HIGH
A2033	RDRCT05	*****	*****	USERID	NONE	POOL	HIGH
A2034	RDRCT05	*****	*****	USERID	NONE	POOL	HIGH
A2035	RDRCT05	*****	*****	USERID	NONE	POOL	HIGH
A2036	RDRCT05	*****	*****	USERID	NONE	POOL	HIGH
A2037	RDRCT05	*****	*****	USERID	NONE	POOL	HIGH
A2038	RDRCT05	*****	*****	USERID	NONE	POOL	HIGH
A2039	RDRCT05	*****	*****	USERID	NONE	POOL	HIGH
A2040	RDRCT05	*****	*****	USERID	NONE	POOL	HIGH
A2041	RDRCT05	*****	*****	USERID	NONE	POOL	HIGH
A2042	RDRCT05	*****	*****	USERID	NONE	POOL	HIGH
A2043	RDRCT05	*****	*****	USERID	NONE	POOL	HIGH
A2044	RDRCT05	*****	*****	USERID	NONE	POOL	HIGH
A2045	RDRCT05	*****	*****	USERID	NONE	POOL	HIGH
A2046	RDRCT05	*****	*****	USERID	NONE	POOL	HIGH
A2047	RDRCT05	*****	*****	USERID	NONE	POOL	HIGH
A2048	RDRCT05	*****	*****	USERID	NONE	POOL	HIGH
A2049	RDRCT05	*****	*****	USERID	NONE	POOL	HIGH
A2050	RDRCT05	*****	*****	USERID	NONE	POOL	HIGH

IBM Z Decision Support Report: CICS820

Figure 70. Example of a CICS DB2 Entries: Resource Info report

CICS DB2 Entries: Request Statistics

This report shows CICS TS statistics on Requests related to DB2 entries.

This information identifies the report:

Report ID

CICS821 (CICS821P for CICS Partitioning feature)

Report group

CICS reports

Source

CICS_S_DB2ENTRY_D (CICS_S_DB2ENTRY_DP for CICS Partitioning feature)

Attributes

Statistics, CICS, TS, DB2, Entries, Requests

Variables

MVS system ID, CICS system ID, From date, To date

CICS DB2 Entries: Requests Statistics								
MVS ID ='MV2C'			CICS ID ='IYK2Z1V2'			Date: '2003-03-21' to '2003-12-03'		
DB2 entry name	Calls using DB2entry	DB2entry signons	DB2entry commits	DB2entry aborts	DB2entry single phase	DB2entry thread reuse	DB2entry thread term	thread waits overflows
SAMPLE	0.000	0.000	0.000	0.000	0.000	0.000	0.000	0.000
SAMPLE2	0.000	0.000	0.000	0.000	0.000	0.000	0.000	0.000

IBM Z Decision Support Report: CICS821

Figure 71. Example of a CICS DB2 Entries: Requests Statistics report

The report contains this information:

DB2 entry name

Name of the installed DB2ENTRY.

Calls using DB2entry

Number of DB2 calls that are made using a thread from this DB2ENTRY.

DB2entry signons

Number of DB2 signons that are performed for threads of this DB2ENTRY.

DB2entry commits

Number of 2-phase commits that are performed for UOWs using threads from this DB2ENTRY.

DB2entry aborts

Number of UOWs (using this DB2ENTRY) that were rolled back.

DB2entry single phase

Number of UOWs (using the DB2ENTRY) that used single-phase commit, either because they were R/O UOWs or because DB2 was the only recoverable resource updated in the UOWs.

DB2entry thread reuse

Number of times that CICS transactions, using the DB2ENTRY, were able to use an existing created DB2 thread.

DB2entry thread term

Number of terminate thread requests made to DB2 for threads of this DB2ENTRY.

DB2entry thread waits overflows

Number of times that all available threads in the DB2ENTRY were busy

Reports in the CICS statistics component

and a transaction had to wait for a thread to become available or overflow to the pool and use a pool thread instead.

CICS DB2 Entries: Performance Statistics

This report shows CICS TS Performance statistics related to DB2 entries.

This information identifies the report:

Report ID

CICS822 (CICS822P for CICS Partitioning feature)

Report group

CICS reports

Source

CICS_S_DB2ENTRY_D (CICS_S_DB2ENTRY_DP for CICS Partitioning feature)

Attributes

Statistics, CICS, TS, DB2, Entries, Performance

Variables

MVS system ID, CICS system ID, From date, To date

CICS DB2 Entries: Performance Statistics										
MVS ID = 'MV2C' CICS ID = 'IYKZ21V2'										
Date: '2003-03-21' to '2003-12-03'										
DB2 entry name	DB2entry thread limit	DB2entry thread cur	DB2entry thread peak	DB2entry protected thrlimit	DB2entry protected thrcur	DB2entry protected thrpeak	DB2entry task peak	DB2entry task tot	DB2entry curtasks on readyq	DB2entry peaktasks on readyq
SAMPLE	0.000	0.000	0.000	0.000	0.000	0.000	0.000	0.000	0.000	0.000
SAMPLE2	0.000	0.000	0.000	0.000	0.000	0.000	0.000	0.000	0.000	0.000

IBM Z Decision Support Report: CICS822

Figure 72. Example of a CICS DB2 Entries: Performance Statistics report

The report contains this information:

DB2 entry name

Name of the installed DB2ENTRY.

DB2entry thread limit

Maximum number of threads that are allowed for the DB2ENTRY.

DB2entry thread cur

Current number of active threads that are using this DB2ENTRY.

DB2entry thread peak

Peak number of active threads for this DB2ENTRY.

DB2entry protected thrlimit

Maximum number of protected threads that are allowed for this DB2ENTRY.

DB2entry protected thrcur

Current number of protected inactive threads for this DB2ENTRY.

DB2entry protected thrpeak

Peak number of protected inactive threads for this DB2ENTRY.

DB2entry task peak

Peak number of CICS tasks that are using this DB2ENTRY.

DB2entry task tot

Current total number of tasks that have used this DB2ENTRY.

DB2entry curtasks on readyq

Current number of CICS tasks that are waiting for a thread to become available on this DB2ENTRY.

DB2entry peaktasks on readyq

Peak number of CICS tasks that waited for a thread to become available on this DB2ENTRY.

CICS Shared TS queue server: Buffer Pool Statistics

This report shows CICS Shared TS queue server statistics related to buffer pool. These statistics are for the queue index pool that is used to read and write queue index entries and associated data, if the total queue size is not greater than 32 kilobytes. This report describes the state of the buffer pool.

This information identifies the report:

Report ID

CICS823 (CICS823P for CICS Partitioning feature)

Report group

CICS reports

Source

CICS_S_TS_BPOOL_D (CICS_S_TS_BPOOL_DP for CICS Partitioning feature)

Attributes

Statistics, CICS, TS, Queue, Server, Bufferpool

Variables

MVS system ID, CICS system ID, From date, To date

CICS Shared TS queue server: BPOOL Statistics												
MVS ID ='MV2C'			CICS ID ='DFHXQ'			Date: '2000-03-21' to '2000-03-25'						
Pool buffers	Max buffers used	Buffers reused	Get buffers	Put buffers	Keep buffers	Free buffers	Purge buffers	Got hit	Got free	Got new	Got LRU	
1.200E+03	3.000	0.000	4.780E+02	4.380E+02	0.000	4.000E+01	0.000	4.380E+02	3.200E+01	8.000	0.000	
No buffer	Not freed buffer	Not purged buffer	Not owned buffer	pool lock waits	Get waiting buffer lock							
0.000	0.000	0.000	0.000	0.000	2.000							

IBM Z Decision Support Report: CICS823

Figure 73. Example of a CICS Shared TS queue server: Buffer Pool Statistics report

The report contains this information:

Pool buffers

Number of buffers in the pool.

Reports in the CICS statistics component

Max buffers used

Maximum number of buffers already used (not affected by reset).

Buffers reused

Number of valid buffers on LRU chain to allow reuse.

Get buffers

Number of requests to get a buffer.

Put buffers

Number of requests to put back buffer with valid contents.

Keep buffers

Number of keep requests (put back buffer as modified).

Free buffers

Number of requests to put back a buffer as empty.

Purge buffers

Number of requests to discard contents of a previously valid buffer.

Got hit

Number of requests to put back a buffer with valid contents.

Got free

Number of requests to put back a buffer with modified contents.
(Currently this function is not used by the queue server.)

Got new

Number of requests that obtained a previously unused buffer.

Got LRU

Number of requests that caused a discard and reuse of the oldest valid buffer.

No buffer

Number of GET requests that returned no buffer.

Not freed buffer

Number of errors caused by requests that attempted to release a buffer they did not own. (This can occur during error recovery.)

Not purged buffer

Number of errors caused by purge requests that did not find a matching buffer.

Not owned buffer

Number of errors caused by purge requests that found a buffer owned by another task.

Pool lock waits

Number of waits on buffer pool lock.

Get waiting buffer lock

Number of GET waits on buffer lock.

CICS Shared TS queue server: Storage Statistics

This report shows CICS Shared TS queue server statistics related to storage. These statistics are for the named storage page pool (in the AXMPGANY and AXMPGLOW) produced since the most recent statistics. Each of the storage statistics is shown in kilobytes and as a percentage of the total size.

This information identifies the report:

Report ID

CICS824 (CICS824P for CICS Partitioning feature)

Report group

CICS reports

Source

CICS_S_TS_STOR_D (CICS_S_TS_STOR_DP for CICS Partitioning feature)

Attributes

Statistics, CICS, TS, Queue, Server, Storage

Variables

MVS system ID, CICS system ID, From date, To date

CICS Shared TS queue server: Storage Statistics								
MVS ID ='MV2C' CICS ID ='DFHXQ'								
Date: '2000-03-21' to '2000-03-25'								
Storage pool name	Storage pool size	Totpage in storage pool	Storage get reqs	Storage get fails	Storage release reqs	Storage get fails	Storage release reqs	Storage get retries
AXMPGANY	3.165E+07	7.726E+03	8.690E+02	5.170E+02	0.000	5.170E+0	0.000	0.000
AXMPGLOW	4.506E+05	1.100E+02	9.000	0.000	0.000	0.000	0.000	0.000

IBM Z Decision Support Report: CICS824

Figure 74. Example of a CICS Shared TS queue server: Storage Statistics report

The report contains this information:

Storage pool name

Name of the storage pool. AXMPGANY (for LOC=ANY storage pool) or AXMPGLOW (for LOC=BELOW storage pool).

Storage pool size

Total size of the storage pool.

Totpage in storage pool

Total pages in the storage pool.

Storage get requests

Number of storage GET requests.

Storage get fails

Number of times that a storage request was unable to obtain the requested amount of storage even after a retry.

Storage release reqs

Number of requests to release storage within the pool.

Storage get retries

Number of times that a storage request initially failed and was retried after merging any adjacent small free areas to form larger areas.

CICS TCP/IP Global statistics

This report shows CICS TCP/IP Global statistics.

This information identifies the report:

Report ID

CICS832 (CICS832P for CICS Partitioning feature)

Reports in the CICS statistics component

Report group

CICS reports

Source

CICS_S_GLB_TCPIP_D (CICS_S_GLB_TCP_DP for CICS Partitioning feature)

Attributes

Statistics, CICS, TCPIP, Global

Variables

Date, MVS system ID, CICS system ID

CICS TCP/IP Global Statistics								
MVS ID = 'MV2C' CICS ID = 'DFHXQ'								
Date: '2005-05-01'								
SSLCACHE setting	Inbound sockets	Outbound sockets	Persistent Outbound sockets	MAXSOCKETS limit	MAXSOCKETS reached	Create sockets timed out	Create sockets delay delayed time (sec)	MAXSOCKETS
-----	-----	-----	-----	-----	-----	-----	-----	-----
CICS	28	0	0	24	8	0	0	0

IBM Z Decision Support Report: CICS832

Figure 75. Example of a CICS Global Statistics report

The report contains this information:

SSLCACHE setting

Reports whether SSL caching is taking place locally within a CICS region, or across a sysplex. From SSLCACHE_SETTING.

Inbound sockets

Current number of inbound sockets. Calculated as maximum of IN SOCK_CUR.

Outbound sockets

Number of non-persistent inbound sockets. Calculated as maximum of OUT SOCK_CUR.

Persistent Outbound sockets

Number of persistent inbound sockets. Calculated as maximum of OUT_PSOCK_CUR.

MAXSOCKETS limit

The maximum number of IP sockets that can be managed by the CICS sockets domain. From MAXSOCKETS.

MAXSOCKETS reached

Number of times the MAXSOCKETS value was reached. From MAXSOCKETS_REACHED.

Create Socket timed out

Number of create socket requests that were timed out whilst delayed because the system had reached the MAXSOCKETS limit. From TOUT_MAXSOCKETS.

Create Socket delayed

Number of create socket requests delayed because the system was at the MAXSOCKETS limit. From DLY_AT_MAXSOCKETS.

MAXSOCKETS delay time (sec)

Time that create socket requests were delayed because the system had reached the MAXSOCKETS limit. From MAXSOCK_DLY_TIME.

CICS TCP/IP Service Statistics

This report shows CICS TCP/IP Service statistics.

This information identifies the report:

Report ID

CICS825 (CICS825P for CICS Partitioning feature)

Report group

CICS reports

Source

CICS_S_TCPIP_T (CICS_S_TCPIP_TP for CICS Partitioning feature)

Attributes

Statistics, CICS, TCPIP

Variables

Date, MVS system ID, CICS system ID

The report contains this information:

TCPIP service name

Name of the TCP/IP service installed.

Port number

Number of the port on which CICS is listening on behalf of this service.

IP address

The TCP/IP address defined for the TCP/IP stack used for this TCP/IP service.

SSL type

Level of secure sockets being used for the service.

SSL encryption

The level of SSL encryption support that applies to the TCP/IP service. From PRIVACY.

Authentication Scheme

The authentication and identification scheme specified for the TCP/IP service. From AUTHENTICATE.

Backlog

Port backlog for the TCP/IP service.

Local open date

Date when the TCP/IP was opened. If this field is null, the status of the connection is CLOSED.

Local open time

Time when the TCP/IP was opened. If this field is null, the status of the connection is CLOSED.

Maxdata

Indicates the setting for the maximum length of data that may be received by CICS as an HTTP server. From MAXDATA.

Status Status of the connection. It is OPEN when TCPIP_LOCOOPEN_DATE and

Reports in the CICS statistics component

TCPIP_LOCOOPEN_TIME are not null. It is CLOSED when TCPIP_LOCOOPEN_DATE and TCPIP_LOCOOPEN_TIME are null.

CICS TCP/IP Service Requests Statistics

This report shows CICS TCP/IP service requests statistics.

This information identifies the report:

Report ID

CICS826 (CICS826P for CICS Partitioning feature)

Report group

CICS reports

Source

CICS_S_TCPIP_T (CICS_S_TCPIP_TP for CICS Partitioning feature)

Attributes

Statistics, CICS, TCPIP, Requests, Daily

Variables

Date, MVS system ID, CICS system ID

The report contains this information:

TCPIP service name

Name of the TCP/IP service installed.

Port number

Number of the port on which CICS is listening on behalf of this service.

IP address

TCP/IP address defined for the TCP/IP stack used for this TCP/IP service.

Current connections

Number of connections for the TCP/IP service.

Peak connections

Peak number of connections for the TCP/IP service. Calculated as maximum of TCPIP_CONNECT_PEAK.

Attached transactions

Number of transactions attached.

Send requests

Number of send requests issued for the TCP/IP service.

Average bytes sent

Average number of bytes sent. Calculated as sum of TCPIP_BYTES_SENT/TCPIP_SEND_NUM.

Receive requests

Number of receive requests issued for the TCP/IP service.

Average bytes received

Average number of bytes received. Calculated as sum of TCPIP_BYTES_RECV/TCPIP_RECV_NUM.

CICS TCP/IP Service Requests: Daily Trend

This report shows a daily trend for CICS TCP/IP service requests statistics.

This information identifies the report:

Report ID

CICS827 (CICS827P for CICS Partitioning feature)

Report group

CICS reports

Source

CICS_S_TCPIP_T (CICS_S_TCPIP_TP for CICS Partitioning feature)

Attributes

Statistics, CICS, TCPIP, Requests, Daily

Variables

Date, MVS system ID, CICS system ID

The report contains this information:

TCPIP service name

Name of the TCP/IP service installed.

Port number

Number of the port on which CICS is listening on behalf of this service.

IP address

TCP/IP address defined for the TCP/IP stack used for this TCP/IP service.

Current connections

Number of connections for the TCP/IP service.

Peak connections

Peak number of connections for the TCP/IP service. Calculated as maximum of TCPIP_CONNECT_PEAK.

Attached transactions

Number of transactions attached.

Send requests

Number of send requests issued for the TCP/IP service.

Average bytes sent

Average number of bytes sent. Calculated as sum of TCPIP_BYTES_SENT / TCPIP_SEND_NUM.

Receive requests

Number of receive requests issued for the TCP/IP service.

Average bytes received

Average number of bytes received. Calculated as sum of TCPIP_BYTES_RECV / TCPIP_RECV_NUM.

CICS CFDT Server Statistics

This report shows CFDT server statistics on the CF structure and the data tables that the CFDT server supports.

This information identifies the report:

Report ID

CICS828 (CICS828P for CICS Partitioning feature)

Report group

CICS reports

Reports in the CICS statistics component

Source

CICS_S_CFDT_SERV_D (CICS_S_CFDT_SER_DP for CICS Partitioning feature)

Attributes

Statistics, CICS, CFDT, Server, Daily

Variables

Date, MVS system ID, CICS system ID

The report contains this information:

Structure name

Name of the list structure.

Connection name

Name of the connection to the structure.

Structure max size allocated

Maximum size allocated for the list structure.

Structure max size allowed

Maximum size to which the list structure can be altered.

Structure element size

Maximum element size used for the list structure.

Lists max total

Maximum number of list headers in the structure.

Lists max for control

Maximum number of headers used for the control list.

Lists max for data

Maximum number of headers available for table data.

Lists max used

Maximum number of entries on the used list.

Entries max total

Maximum number of entries in the currently allocated structure.

Entries max used

Maximum number of entries in use.

Entries min free

Minimum number of free entries.

Elements max total

Maximum number of elements in the structure.

Elements max used

Maximum number of elements in use.

Elements min free

Minimum number of free elements.

CICS CFDT Storage Statistics

This report shows CFDT storage statistics.

This information identifies the report:

Report ID

CICS829 (CICS829P for CICS Partitioning feature)

Report group

CICS reports

Source

CICS_S_CFDI_STOR_T (CICS_S_CFDI_STO_TP for CICS Partitioning feature)

Attributes

Statistics, CICS, CFDI, Storage

Variables

From date, To date, MVS system ID, CICS system ID

The report contains this information:

CF storage page pool

CF storage pool names (AXMPGANY or AXMPGLOW).

Date Date to which the statistics refer.

Maximum size

Maximum size of the storage pool area.

Maximum total pages

Maximum number of pages in the storage pool.

Maximum used pages

Maximum number of used pages in the storage pool.

Maximum free pages

Maximum number of free pages in the storage pool.

Minimum free pages

Lowest number of free pages in the storage pool.

Gets Number of storage GET requests.

Fail gets

Number of GET requests that failed to obtain storage.

Free Number of storage FREE requests.

Compress

Number of compress (defragmentation) attempts.

CICS NC Storage Statistics

This report shows NC storage statistics.

This information identifies the report:

Report ID

CICS830 (CICS830P for CICS Partitioning feature)

Report group

CICS reports

Source

CICS_S_CFDI_STOR_T (CICS_S_CFDI_STO_TP for CICS Partitioning feature)

Attributes

Statistics, CICS, NC, Storage

Variables

From date, To date, MVS system ID, CICS system ID

Reports in the CICS statistics component

The report contains this information:

NC storage page pool

NC storage pool names (AXMPGANY or AXMPGLOW).

Date Date to which the statistics refer.

Maximum size

Maximum size of the storage pool area.

Maximum total pages

Maximum number of pages in the storage pool.

Maximum used pages

Maximum number of used pages in the storage pool.

Maximum free pages

Maximum number of free pages in the storage pool.

Minimum free pages

Lowest number of free pages in the storage pool.

Gets Number of storage GET requests.

Fail gets

Number of GET requests that failed to obtain storage.

Free Number of storage FREE requests.

Compress

Number of compress (defragmentation) attempts.

CICS URIMAP Global statistics

This report shows summary global statistics about CICS TS URIMAP definitions.

This information identifies the report:

Report ID

CICS834 (CICS834P for CICS Partitioning feature)

Report group

CICS reports

Source

CICS_S_GLBURIMAP_D (CICS_S_GLBURIMA_DP for CICS Partitioning feature)

Attributes

Statistics, CICS, URIMAP, Global

Variables

Date, MVS system ID, CICS system ID

CICS URIMAP Global Statistics								
MVS ID = 'MV2C' CICS ID 'DFHXQ'								
Date: '2005-05-01' to: '2005-05-05'								
Reference count	Disabled	Redirected	Host/Path no match	Host/Path match	Pipeline requests	HTTP requests	HTTPS requests	VHost disabled
0	0	0	0	0	0	0	0	0
IBM Z Decision Support Report: CICS834								

Figure 76. Example of a CICS URIMAP Global statistics report

The report contains this information:

Reference count

Number of times a search for a matching URIMAP definition was made. From URIMAP_REF_COUNT.

Disabled

Number of times a URIMAP definition with a matching host and path was found, but the URIMAP definition was disabled. From URIMAP_DISABLED.

Redirected

Number of times a URIMAP definition with a matching host and path was found, and the request was redirected. From URIMAP_REDIRECTED.

Host/Path no match

Number of times a search for a matching URIMAP definition was made, but no URIMAP definition with a matching host and path was found. From HOST_PATH_NOMATCH.

Host/Path match

Number of times a search for a matching URIMAP definition was made, and a URIMAP definition with a matching host and path was found. From HOST_PATH_MATCH.

Pipeline requests

Number of times a URIMAP definition with a matching host and path was found, and the request was handled by a Web service. From PIPELINE_REQS.

HTTP requests

Number of times a URIMAP definition with a matching host and path was found, and the scheme was HTTP. From SCHEME_HTTP_REQS.

HTTPS requests

Number of times a URIMAP definition with a matching host and path was found, and the scheme was HTTPS (HTTP with SSL). From SCHEME_HTTPS_REQS.

VHost disabled

Number of times a URIMAP definition with a matching host and path was found, but the virtual host was disabled. From VHOST_DISABLED.

CICS URIMAP Resource statistics

This report shows gives details of various attribute settings of each URIMAP definition.

This information identifies the report:

Reports in the CICS statistics component

Report ID

CICS835 (CICS835P for CICS Partitioning feature)

Report group

CICS reports

Source

CICS_S_URIMAP_T (CICS_S_URIMAP_TP for CICS Partitioning feature)

Attributes

Statistics, CICS, URIMAP, Resource, Details

Variables

Date, MVS system ID, CICS system ID, Urimap name

CICS URIMAP Resource Statistics												
MVS ID = 'MV2C' CICS ID 'DFHXQ'												
Date: '2005-05-01'												
Urimap name	Urimap usage	Urimap scheme	Urimap host	Urimap path	Tcpservice name	WebService name	Pipeline name	Program name	Reference count	Disabled	Redirected	
SAMPLE	SERVER	HTTP	www.hursley.ibm.com	/wsibusp	CHRIS	JavaExProvider	BOBPIPE	DFH0STAT	0	0	0	

IBM Z Decision Support Report: CICS834

Figure 77. Example of a CICS URIMAP Global statistics report

The report contains this information:

Urimap name

The name of the installed URIMAP definition. From URIMAP_NAME.

Urimap usage

The intended use of this URIMAP:

SERVER

The URIMAP definition is used to locate the resources for CICS to produce an HTTP response to the request identified by HOST and PATH.

CLIENT

The URIMAP definition is used to specify information for making an HTTP request from CICS as an HTTP client.

PIPELINE

The URIMAP definition is used to locate the resources for CICS to produce an XML response to the request identified by HOST and PATH. From URIMAP_USAGE.

Urimap scheme

The scheme for the HTTP request, HTTP with SSL(HTTPS) or without (HTTP). From URIMAP_SCHEME.

Urimap host

For USAGE (CLIENT), the host name of the target URL to which the HTTP request is to be sent. For any other USAGE, the host name on the incoming HTTP request that is used to select this URIMAP definition. From URIMAP_HOST.

Urimap path

For USAGE(CLIENT), the path of the target URL to which the HTTP

Reports in the CICS statistics component

request is to be sent. For any other USAGE, the path on the incoming HTTP request that is used to select this URIMAP definition. From URIMAP_PATH.

TCPIPSERVICE name

The TCPIPSERVICE to which this URIMAP definition applies. From TCPSERVICE_NAME.

WEBSERVICE name

The name of the WEBSERVICE resource definition for the Web service that handles the incoming HTTP request. From WEBSERVICE_NAME.

PIPELINE name

The name of the PIPELINE resource definition for the Web service that handles the incoming HTTP request. From PIPELINE_NAME.

PROGRAM name

The name of the application program that processes the incoming HTTP request. From PROGRAM_NAME.

Reference count

Number of times this URIMAP definition was referenced. From URIMAP_REF_CNT.

Disabled

The Number of times this URIMAP host and path were matched, but the URIMAP definition was disabled. From URIMAP_DISABLED.

Redirected

Number of times this URIMAP host and path were matched, and the request was redirected. From URIMAP_REDIRECTED.

CICS JVM Profile Statistics, Daily

This report shows details about statistics for each JVM profile in each execution key.

This information identifies the report:

Report ID

CICS831 (CICS831P for CICS Partitioning feature)

Report group

CICS Reports

Source

CICS_S_JVM_PROF_D

Attributes

Statistics, CICS, Profile, Daily

Variables

From date, To date, MVS System ID, CICS System ID

Reports in the CICS statistics component

CICS JVM Profile Statistics, Daily					
MVS ID = 'IP02'		CICS ID = 'CFGTV1'			
Date: '2004-03-01' to '2004-03-08'					
Profile Name	Storage Key	Profile Requests	Current JVMs in JVM Pool	Peak Number of JVMs	New JVMs
PM23	User	2000	45	70	0
DD01	User	0	12	32	4
VA02	CICS	18	34	78	10
PM97	User	257	78	25	6
RST7	CICS	3700	23	10	28

IBM Z Decision Support Report: CICS831

Figure 78. Example of a CICS JVM Profile Statistics, Daily report

The report contains this information:

Profile Name

The name of the JVM profile. From PROF_NAME.

Storage Key

The execution key to which these statistics apply. From STORAGE_KEY.

Profile Requests

The number of requests that applications have made to run a Java program in a JVM with this execution key and profile. From PROF_REQUESTS.

Current JVMs in JVM Pool

The number of JVMs with this execution key and profile that are currently in the JVM pool. From CURR_PROF_USE.

Peak Number of JVMs

The peak number of JVMs with this execution key and profile that the JVM pool has contained. From PEAK_PROF_USE.

New JVMs

The number of new JVMs that were created with this execution key and profile. From NEW_JVM_CREATED.

CICS Transaction Processor Utilization, Daily

This report shows the average number of transactions in a CICS/ESA or CICS/TS system per MVS processor second. The number of transactions is measured by CICS, and the processor usage (TCB and SRB) is measured by MVS. For information on how to use this report, see "Monitoring processor use" on page 30. The report provides information for CICS running on MVS working both in toleration and goal modes.

This information identifies the report:

Report ID

CICSA06 (CICSA06P for CICS Partitioning feature)

Report group

CICS reports

Source

CICS_S_TRAN_D (CICS_S_TRAN_DP for CICS Partitioning feature),
MVS_WORKLOAD_D, MVS_WORKLOAD2_M

Attributes

CICS, Performance, Transaction, Daily, Detail

Variables

MVS system ID, CICS system ID, From date, To date

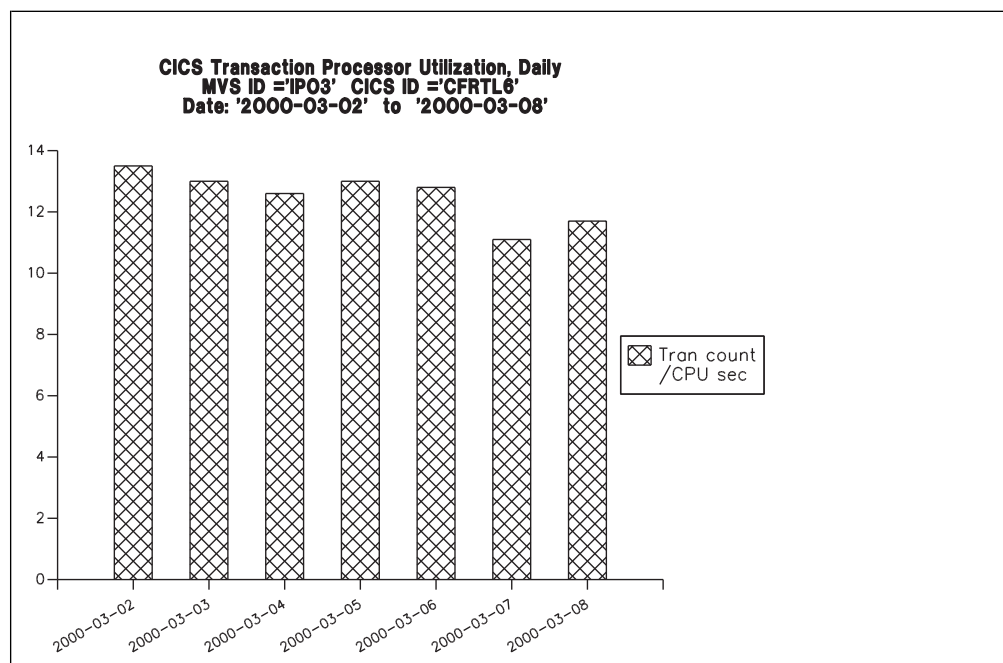


Figure 79. Example of a CICS Transaction Processor Utilization, Daily report

The report contains this information:

Date There is one bar for each day in the specified range.

Tran count/CPU sec

Number of transactions per processor second. The processor time is the sum of TCB_SECONDS and SRB_SECONDS. The transaction count is from CICS/ESA or CICS/TS transaction statistics.

CICS Transaction Processor Utilization, Monthly

This report shows the average number of transactions in a CICS/ESA or CICS/TS system per MVS processor second. The number of transactions is measured by CICS, and the processor usage (TCB and SRB) is measured by MVS. For information on how to use this report, see "Monitoring processor use" on page 30. The report provides information for CICS running on MVS working both in toleration and goal modes.

This information identifies the report:

Report ID

CICSA04 (CICSA04P for CICS Partitioning feature)

Report group

CICS reports

Source

CICS_S_TRAN_M (CICS_S_TRAN_MP for CICS Partitioning feature),
MVS_WORKLOAD_M MVS_WORKLOAD2_M

Attributes

CICS, Performance, Transaction, Monthly, Detail

Reports in the CICS statistics component

Variables

MVS system ID, CICS system ID, From date, To date

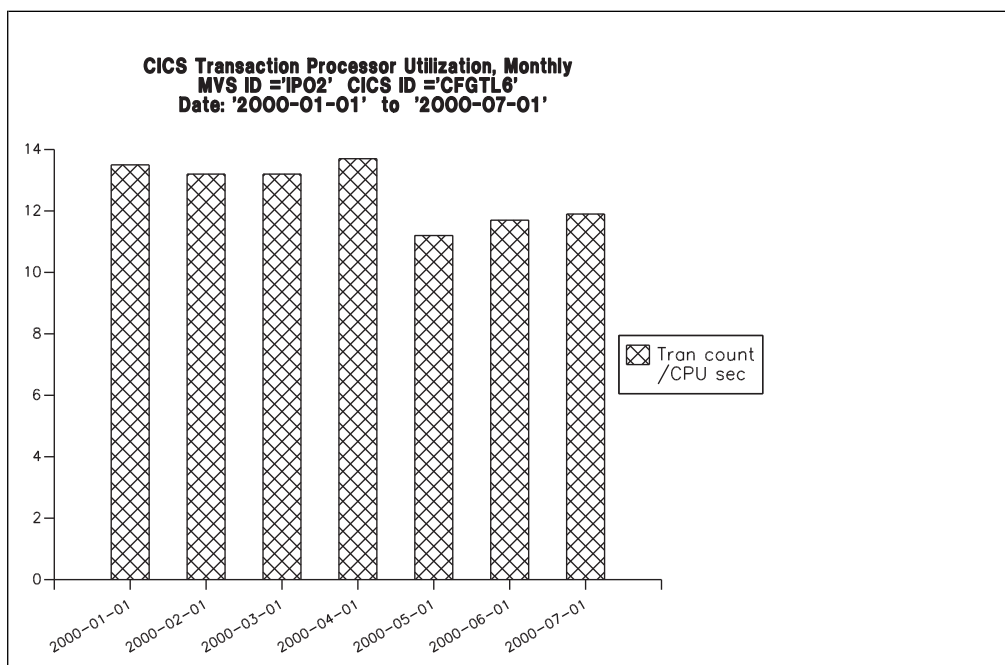


Figure 80. Example of a CICS Transaction Processor Utilization, Monthly report

The report contains this information:

Date There is one bar for each month in the specified range.

Tran count/CPU sec

Number of transactions per processor second. The processor time is the sum of TCB_SECONDS and SRB_SECONDS. The transaction count is from CICS/ESA or CICS/TS transaction statistics.

CICS Availability Reports

CICS availability reports show you the availability of the CICS subsystem and CICS-DB2 Connection over a specific time period.

CICS_DB2 Connection Availability, Daily Overview report:

This report gives you a daily overview of the availability of the CICS-DB2 Connection (DB2CONN resource) in a CICS subsystem.

This information identifies the report:

Report ID

CICSA08 (CICSA08P for CICS Partitioning feature)

Report group

CICS Reports

Source

CICS_AVAIL_D (CICS_AVAIL_DP)

Attributes

CICS, Availability, Daily, Overview

Variables

CICS_System_ID, Date

CICS DB2 Connection Availability, Daily Overview				
Date: 2002-09-27				
CICS System: 'CICS3T87'				
	Up	Schedule	Up	Objective
DB2CONN	Hours	Hours	Schedule	%
Name			%	
-----	-----	-----	-----	-----
DB23T8X	12	9	100.00	95.00
IBM Z Decision Support Report: CSQA02				

Figure 81. Example of a CICS-DB2 Connection Availability, Daily Overview report

The report contains this information:

Date The date of the day for the measurement.

CICS System ID
The name of the CICS subsystem.

DB2CONN Name
The name of the DB2CON resource.

Up Hours
The total time, in hours, when the CICS-DB2 Connection was available.

Up In Schedule (Hours)
The time within the schedule, in hours, when the CICS-DB2 Connection was available running. The CICS_AVAIL_RES is used to specify the schedule name.

Up In Schedule (%)
The time within the schedule, in percent of scheduled hours, when the CICS-DB2 Connection was available. The CICS_AVAIL_RES is used to specify the schedule name.

Objective (%)
Availability objective for this resource in the scheduled hours.

CICS Subsystem Availability, Daily Trend report:

This report shows availability for one CICS subsystem in a daily trend between the FROM_DATE and TO_DATE specified.

This information identifies the report:

Report ID
CICSA09 (CICSA09P for CICS Partitioning feature)

Report group
CICS Reports

Source
CICS_AVAIL_D (CICS_AVAIL_DP)

Attributes
CICS, Availability, Daily, Trend

Variables
CICS System ID, From Date, To Date

Reports in the CICS statistics component

CICS Subsystem Availability, Daily Trend				
Date: '2002-09-27' to '2002-09-30'				
CICS System: 'CICS3T87'				
Date	Up Hours	Schedule Hours	Up In Schedule %	Up In Objective %
2002-09-27	12	9	100.00	95.00
2002-09-28	24	9	100.00	95.00
2002-09-29	24	9	100.00	95.00
2002-09-30	3	3	33.33	95.00

IBM Z Decision Support Report: CICS831

Figure 82. Example of an CICS Subsystem Availability, Daily Trend report

The report contains this information:

Date The date of the day for the measurement.

CICS System ID

The name of the CICS subsystem.

Up Hours

The total time, in hours, when the CICS subsystem was up and running.

Up In Schedule (Hours)

The time within the schedule, in hours, when the CICS subsystem was up and running. The CICS_AVAIL_RES is used to specify the schedule name.

Up In Schedule (%)

The time within the schedule, in percent of scheduled hours, when the CICS subsystem was up and running. The CICS_AVAIL_RES is used to specify the schedule name.

Objective (%)

Availability objective for this resource in the scheduled hours.

Reports in the CICS transaction and unit-of-work analysis component

If you install the CICS transaction and unit-of-work analysis component, IBM Z Decision Support provides the reports described in this section. See “Evaluating the CICS transaction and unit-of-work analysis component” on page 13, for more information.

CICS UOW Response Times

This report shows a response-time analysis for transactions that run on several CICS systems. The data from each CICS system is consolidated using the unit-of-work ID as a key. Do not specify too great a time interval for this report, because it can generate many lines of output. The response times are adjusted by removing the long-running CICS mirror tasks. For information on how to use this report, see “Understanding CICS unit-of-work reporting” on page 35.

This information identifies the report:

Report ID

CICS902 (CICS902P for CICS Partitioning feature)

Report group

CICS Reports

Reports in the CICS transaction and UOW analysis component

Source

CICS_T_TRAN_T, CICS_T_UOW_TV1, CICS_T_UOW_TV2
(CICS_T_TRAN_TP, CICS_T_UOW_TV1P, CICS_T_UOW_TV2P for CICS Partitioning feature)

Attributes

CICS, UOW, Response, Transaction, Tran

Variables

Date, From time, To time, Exclude program add list

CICS UOW Response Times						
Time: '09.59.25' to '10.00.00'						
Date: 2000-03-10						
Adjusted UOW start time	Tran ID	CICS ID	Program name	UOW tran count	Response time (sec)	
09.59.25	OP22	CICSPROD	DFHCRP	2	0.436	
	OP22	CICSPROD	OEPCPI22			
09.59.26	AP63	CICSPRDE	APPM00	2	0.045	
	AP63	CICSPROD	DFHCRP			
09.59.26	ARUS	CICSPROD	DFHCRP	3	0.158	
	CSM5	CICSPROD	DFHMIR			
	ARUS	CICSPROD	AR49000			
09.59.26	CSM5	CICSPROD	DFHMIR	2	0.068	
	GCS6	CICSPROD	GCSCPS20			
09.59.27	CSM5	CICSPROD	DFHMIR	4	0.639	
	CSM5	CICSPROD	DFHMIR			
	MQ01	CICSPROD	DFHCRP			
	MQ01	CICSPROD	CMQ001			
...						

IBM Z Decision Support Report: CICS902

Figure 83. Example of a CICS UOW Response Times report

The report contains this information:

Adjusted UOW start time

Start time of the first transaction, excluding long-running mirror transactions. This is from START_TIMESTAMP in CICS_T_UOW_TV2 (CICS_T_UOW_TV2P for CICS Partitioning feature).

Tran ID

Transaction name. This is from TRANSACTION_ID in CICS_T_TRAN_T (CICS_T_TRAN_TP for CICS Partitioning feature).

CICS ID

The CICS system name. This is from CICS_SYSTEM_ID in CICS_T_TRAN_T (CICS_T_TRAN_TP for CICS Partitioning feature).

Program name

Program name. This is from PROGRAM_NAME in CICS_T_TRAN_T. (CICS_T_TRAN_TP for CICS Partitioning feature).

UOW tran count

Number of tasks involved, including long-running tasks. This is from TRAN_COUNT in CICS_T_UOW_TV1P.

Response time (sec)

Response time, excluding long-running mirror tasks. This is from RESPONSE_TIME_SEC in CICS_T_UOW_TV2P.

Reports common to all components

The following reports are common to all components:

- "CICS Exceptions"
- "CICS Incidents" on page 125

CICS Exceptions

This report shows CICS exceptions that have been logged to the common EXCEPTION_T table.

This information identifies the report:

Report ID

CICS001

Report group

CICS Reports

Source

EXCEPTION_T

Attributes

CICS, Exception, Problem

Variables

From date, To date, CICS system list

```

1 15
                                CICS Exceptions
                                DATE: '2000-03-17' to '2000-06-17'
Date      Time      Exception description
-----
2000-03-17 17.12.13  BUFFER FULL 12  TIMES ON JOURNAL 1
2000-03-17 17.12.13  THE MXT VALUE 50  WAS REACHED 2  TIMES
2000-03-17 17.37.28  BUFFER FULL 12  TIMES ON JOURNAL 1
2000-03-17 17.37.28  THE MXT VALUE 50  WAS REACHED 6  TIMES
2000-06-10 16.59.16  WAIT FOR TEMP  STORAGE 19  SEC CEDF
2000-06-10 17.03.26  DTB OVERFLOWED 2  TIMES
2000-06-10 17.03.26  BUFFER FULL 12  TIMES ON JOURNAL 1
2000-06-10 17.03.26  CICS TRANSACTION ABEND DHTC
Terminal operator ID  User ID  Exception ID  Sev
-----
SYSTEM              JOURNAL_BUFFERFULL 04
SYSTEM              MXT_REACHED        04
SYSTEM              JOURNAL_BUFFERFULL 04
SYSTEM              MXT_REACHED        04
SYSTEM              CMF_TSTORAGE_WAIT  04
SYSTEM              DTB_OVERFLOW        04
SYSTEM              JOURNAL_BUFFERFULL 04
SYSTEM              TRANSACTION_ABEND   03
    
```

IBM Z Decision Support Report: CICS001

Figure 84. Example of a CICS Exceptions report

The report contains this information:

Date Date when the exception occurred.

Time Time when the exception occurred.

Exception description

A description of the exception, including the ABEND code in case of CICS transaction abend.

Terminal operator ID

When the exception comes from CMF records, this is the 4-byte terminal ID and the 4-byte operator ID, stored in the 8-byte field RESOURCE_NAME1. Otherwise, this field is set to 'SYSTEM'.

User ID

When the exception comes from CMF records, this is the 8-byte user ID, stored in the 8-byte field RESOURCE_NAME2. Otherwise, this field is blank.

Exception ID

Exception ID, from EXCEPTION_ID.

Sev Severity of the exception. CICS exceptions are classified from 1 (highest) to 4 (lowest).

CICS Incidents

This report shows records from the EXCEPTION_T table that have a severity of 3 or higher.

This information identifies the report:

Report ID

CICS002

Report group

CICS Reports

Source

EXCEPTION_T

Attributes

CICS, Incident, Problem

Variables

From date, To date, CICS system list

CICS Incidents						
DATE: '2000-02-01' to '2000-02-02'						
Sev	Date	Time	Terminal operator ID	User ID	Exception ID	Exception description
03	2000-02-01	15.42.03	SYSTEM		TRANSACTION_ABEND	CICS TRANSACTION ABEND AZTS
03	2000-02-02	00.00.00	SYSTEM		TRANSACTION_ABEND	CICS TRANSACTION ABEND APCT
03	2000-02-02	17.37.28	SYSTEM		SHORT_OF_STORAGE	CICS SOS IN PAGEPOOL
03	2000-02-02	17.12.03	SYSTEM		SHORT_OF_STORAGE	CICS SOS IN PAGEPOOL

IBM Z Decision Support Report: CICS002

Figure 85. Example of a CICS Incidents report

The report contains this information:

Sev Severity of the exception. CICS exceptions are classified from 1 (highest) to 4 (lowest). See the CICS Exceptions report for severity 4 exceptions.

Date Date when the exception occurred.

Time Time when the exception occurred.

Terminal operator ID

When the exception comes from CMF records, this is the 4-byte terminal ID and the 4-byte operator ID, stored in the 8-byte field RESOURCE_NAME1. Otherwise, this field is set to 'SYSTEM'.

User ID

When the exception comes from CMF records, this is the 8-byte user ID, stored in the 8-byte field RESOURCE_NAME2. Otherwise, this field is blank.

Exception ID

Exception ID, from EXCEPTION_ID.

Reports common to all components

Exception description

A description of the exception.

Chapter 4. CICS performance feature Reference

Data flow and IBM Z Decision Support objects

As described in Part I, "Guide", IBM Z Decision Support loads objects into its system tables when a feature component is installed. These objects (for example, log and record definitions, record procedures, and update definitions) are needed for data collection. At the same time, IBM Z Decision Support loads the predefined tables and reports associated with that feature component.

After you update the lookup tables, IBM Z Decision Support and its features collect data from log records. This data is restricted to that required to meet users' needs. IBM Z Decision Support combines this data with information that you provide for presentation in reports. For more details about updating lookup tables, see "Implementing the CICS Performance feature" on page 7.

This chapter describes the flow of data from log record to report (or list record), showing IBM Z Decision Support definitions. It also provides a simple explanation of the supported logs, their structure, and the common fields and conditions associated with each log. It shows how the CICS Performance feature maps log data into tables.

IBM Z Decision Support data flow: an overview

Input for the IBM Z Decision Support database consists of sequential log data sets, such as SMF and DCOLLECT system logs. IBM Z Decision Support processes data collected from the input logs, summarizes and stores the data in the IBM Z Decision Support database, and creates reports based on that data.

Figure 86 on page 128 is an overview of the flow of data from the SMF log into IBM Z Decision Support.

IBM Z Decision Support data flow: an overview

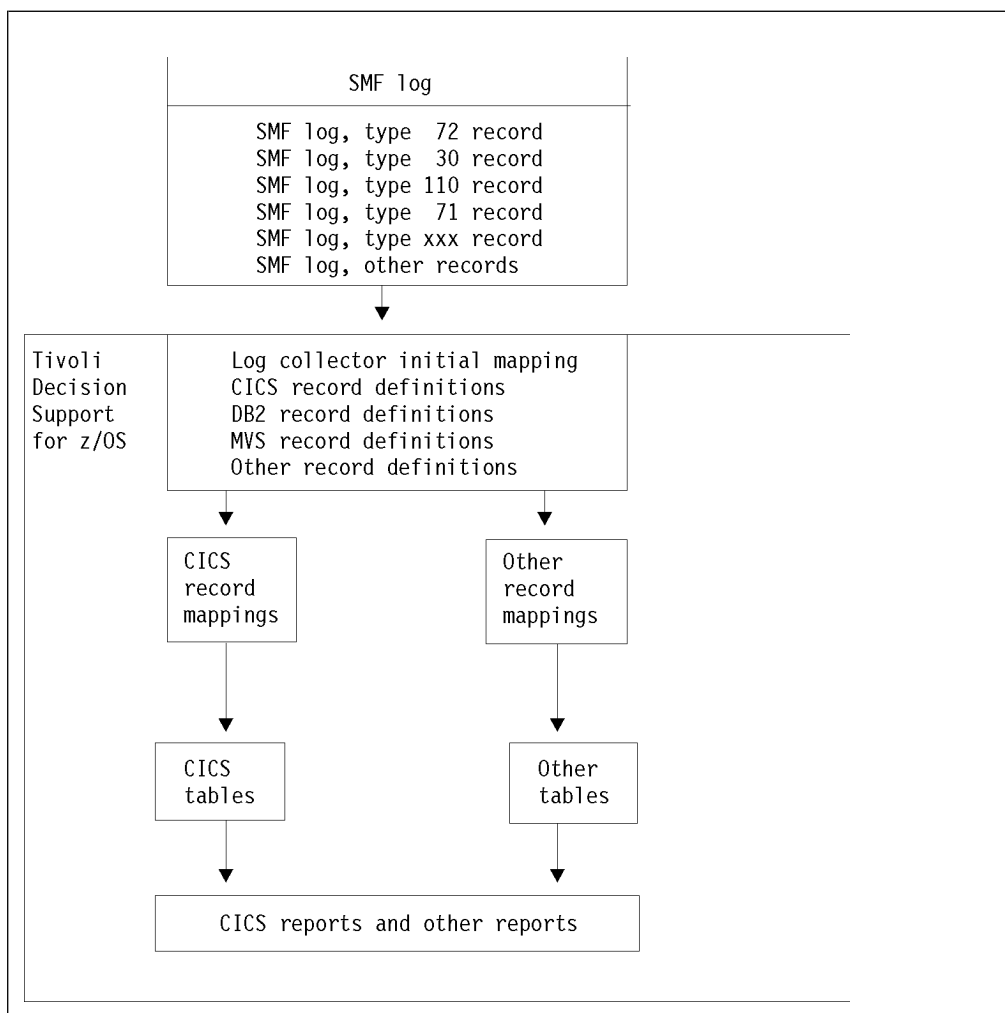


Figure 86. Overview of data flow from SMF log into IBM Z Decision Support

The IBM Z Decision Support data flow (see Figure 87 on page 129) follows these steps:

1. The operating system or licensed program writes data to sequential log data sets. These data sets are the input to IBM Z Decision Support.
2. The COLLECT function reads data from the log data sets.
3. IBM Z Decision Support uses record definitions to map the data from log data sets. Using record definitions, extracts only the data it needs from the log to create IBM Z Decision Support-internal records.
4. In some cases, IBM Z Decision Support uses a record procedure to reformat the data mapped by record definitions. Record procedures are used to add more data and to combine data from several records. Update definitions define which tables need data from the records.
5. When data is reformatted by a record procedure, IBM Z Decision Support uses a second record definition to map the new data.
6. IBM Z Decision Support stores the data in data tables. Update definitions instruct it where to store the data. At the same time, it uses lookup tables as input to data tables. The lookup tables contain user-defined information that defines an organization's operating environment. The lookup tables then convert data or add user-defined data to the tables. Some tables contain summarized information from another table. (For example, one table might

IBM Z Decision Support data flow: an overview

contain hourly data summarized from weekly data in another table.) Update definitions also define the summarized tables.

7. IBM Z Decision Support creates reports with the data from the data tables. In some cases, it uses additional data from lookup tables when creating the reports.

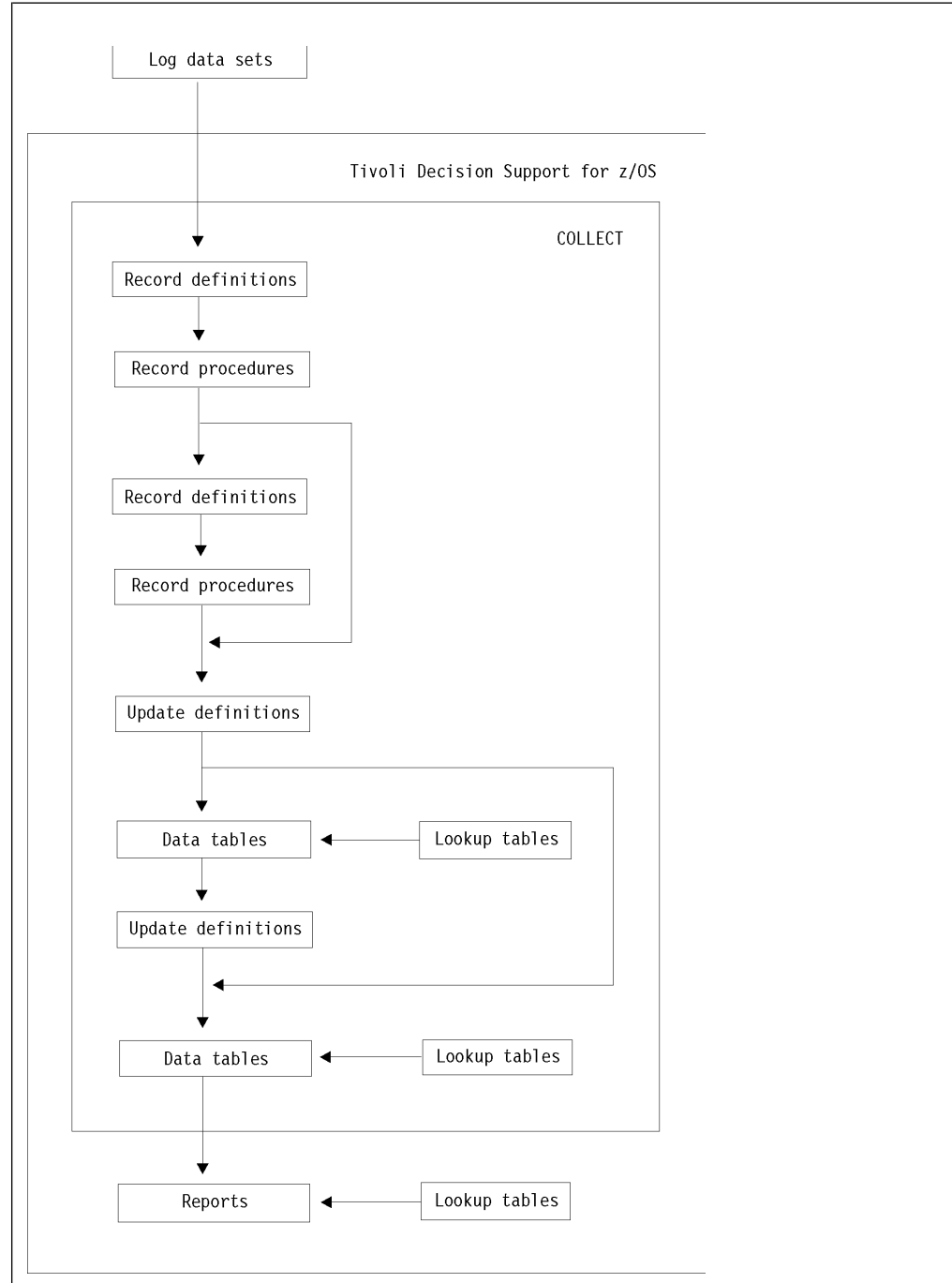


Figure 87. Overview of data flow within IBM Z Decision Support

For more information about collecting data, refer to the *Administration Guide and Reference*.

Record processing by the CICS Performance feature

CICS records data in SMF type 110 records. These *data sections* follow the SMF header and descriptor. Each SMF type 110 record contains only data sections of the same CICS version, record subtype, and record class. For CICS/MVS, the record has another level of detail within a class: the *type* of record.

OMEGAMON XE for CICS appends information to the SMF type 110 (CICS Performance) record. The following is a list of all the OMEGAMON CICS sections, which can be appended to the SMF type 110 record:

- OMEGBSC (OMEGAMON Basic section, which can be split into multiple subsections)
- OMEGDB2 (DB2)
- OMEGDLI (DL/I)
- CANMQ (MQ)
- CANWLMSC (Workload Manager)
- CANUE1 (User Event)
- OMEGCICS (CICS Performance Analyser)

The OMEGAMON CICS Monitoring component collects data from the following OMEGAMON XE for CICS sections:

- OMEGBSC
- OMEGDB2
- OMEGDLI
- CANMQ
- CANUE1 (User Event)

OMEGAMON XE for CICS records data in SMF type 112 subtype 203 records. These records contain counts and elapsed times for each type of file or database command that a transaction issues.

The following is a list of all the possible file and database types in the SMF112 subtype 203 record:

- VSAM
- DL/I
- MQ
- ADABAS
- SUPRA
- DATACOM
- IDMS
- UE1 (user event)

The log collector initiates SMF record processing according to CICS record definitions. The log collector uses these record definitions to map data in the SMF log. It selects the appropriate definition according to the type of data recorded by CICS. Table 2 shows the record definitions used by the log collector.

Table 2. Record definitions for mapping data in the SMF log

Record definition	Description	Source	Dictionary record?
SMF_110_1	CICS/TS <3.2 record	CMF	Yes

Record processing by the CICS Performance feature

Table 2. Record definitions for mapping data in the SMF log (continued)

Record definition	Description	Source	Dictionary record?
SMF_110_1_5	CICS/TS transaction resource expanded record (built by DRL2COMP)	Statistics	No
SMF_110_1_C	CICS/TS 3.2+ record (may be compressed)	CMF	Yes
SMF_110_1_CO	CICS/TS 3.2+ expanded record (built by DRL2COMP)	CMF	Yes
SMF_110_2	CICS/ESA and CICS/TS statistics	Statistics	No
SMF_110_3	CICS/TS data sharing statistics	Statistics	No
SMF_110_4	CICS/TS coupling facility statistics	Statistics	No
SMF_110_5	CICS/TS named counter sequence server statistics	Statistics	No
SMF_110_C	CICS/TS 3.2+ Compressed record	CMF	Yes
SMF_110_E	CICS/ESA and CICS/TS exceptions expanded record (built by DRL2COMP)	CMF	No
SMF_110_0_V2	CICS/MVS accounting, performance, and exceptions	CMF	Yes
SMF_112_203_C	CICS file and data base usage compressed record	OMEGAMON XE for CICS	No
SMF_112_203	CICS file and data base usage	Record procedure DRL2OMEG	No

CICS/ESA generates a dictionary record only for its CMF-generated performance data; CICS/MVS generates a dictionary record for all of its CMF-generated data. CICS uses dictionary records to describe the format, length, and field titles in these CICS CMF-generated data records. The dictionary record will also indicate whether any of the OMEGAMON XE for CICS sections are added to the SMF type 110 performance record.

The CICS Performance feature uses these record procedures:

DRL2CICS

This handles the CMF data that uses a dictionary for field mapping. It also processes and stores the dictionary records themselves. It writes records for which there is no dictionary to the DRLNDICT dataset, so you must include a DD statement for this dataset in the collect step. The input records are SMF_110_1, SMF_110_1_CO and SMF_110_0_V2, and the output records are SMF_CICS_T, SMF_CICS_A and SMF_CICS_E2.

DRL4CICS

This splits CMF class 5 records by transaction resource record, creating simpler output records that are mapped by further record definitions.

DRL2CIST

This splits the CICS/ESA and CICS/TS statistics records by ID, creating small output records that are mapped by further record definitions.

DRL2COMP

This handles Compressed SMF record data sections and expands them

Record processing by the CICS Performance feature

using the standard z/OS Compression/Expansion routine CSRCESTRV. The input record is SMF_110_C and the output record is SMF_110_CO.

DRL2OMEG

This handles compressed SMF type 112 subtype 203 records and expands them using the standard z/OS Compression/Expansion routine CSRCESTRV. The output record is SMF_112_203.

With the CICS Performance feature installed, IBM Z Decision Support has system table information that lets the log collector:

- Map the different subtypes and classes of SMF records through its record definitions
- Create intermediate records of various types through its record procedures
- Store data in tables through its update definitions

Figure 88 shows an overview of the flow of data from CICS into IBM Z Decision Support tables and reports.

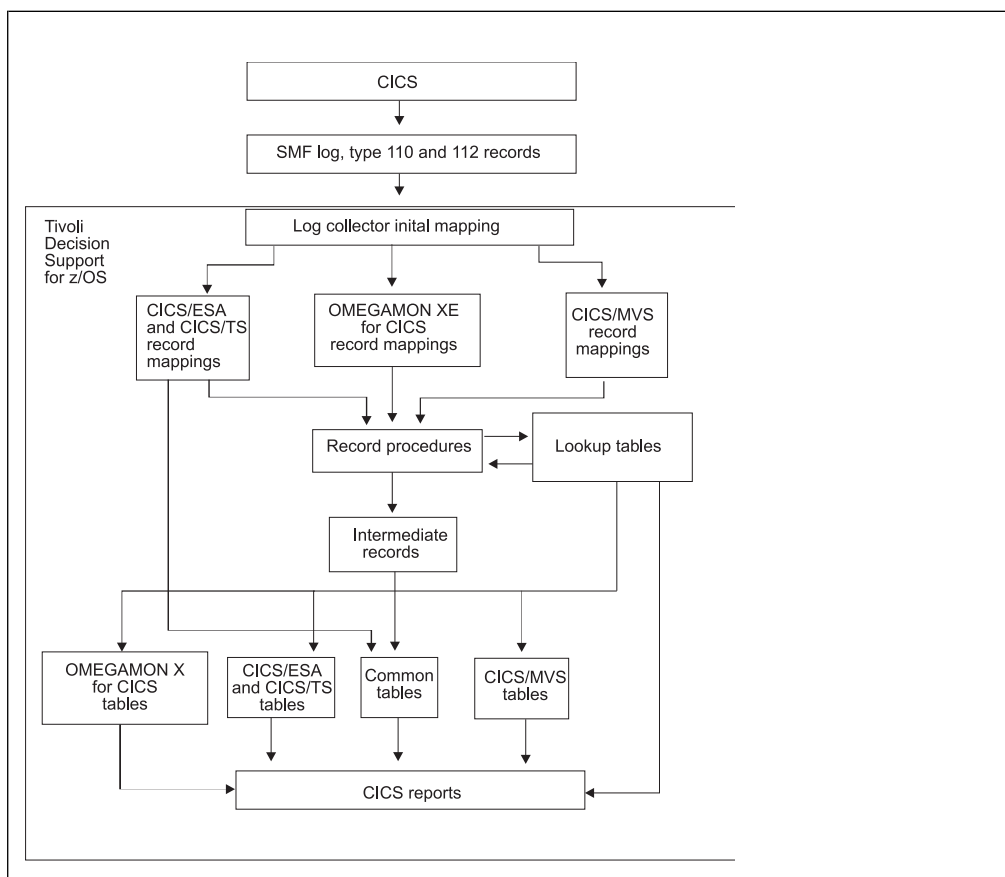


Figure 88. Data flow from CICS into IBM Z Decision Support tables and reports

The log collector uses log and record definitions, record procedures, and update definitions to move data from SMF type 110 and 112 records into IBM Z Decision Support tables. The log collector uses record definitions to identify SMF type 110 and 112 records and to map its data according to the CICS version that produced the record, the record subtype, and the record class.

Record processing by the CICS Performance feature

When the log collector finds the SMF type 110 or 112 record, it uses CICS Performance feature record definitions to map the data for further processing. Some record definitions cause the log collector to use record procedures that create intermediate records.

Record procedure DRL2OMEG expands compressed SMF type 112 subtype 203 records.

How IBM Z Decision Support processes CMF data

The data sections of the following CMF records consist of records of identical format that relate to one of these monitoring classes:

- Dictionary data (class 1)
- Accounting data (class 2) for CICS/MVS only
- Performance data (class 3)
- Exception data (class 4)

Dictionary data describes fields in CMF-generated performance data sections. CICS writes a new dictionary record whenever performance monitoring is activated. The DRL2CICS record procedure updates the CICS_DICTIONARY table with any new dictionary records. As it processes a CMF record, IBM Z Decision Support loads into memory SMF log dictionary records and any dictionary records stored in CICS_DICTIONARY.

IBM Z Decision Support uses the most recently generated dictionary section (that matches the MVS system ID, CICS system ID, and class values) to resolve field values in each performance record. As shown in Figure 89 on page 134, DRL2CICS creates a common transaction performance record (SMF_CICS_T) from the CICS transaction performance records.

How IBM Z Decision Support processes CMF data

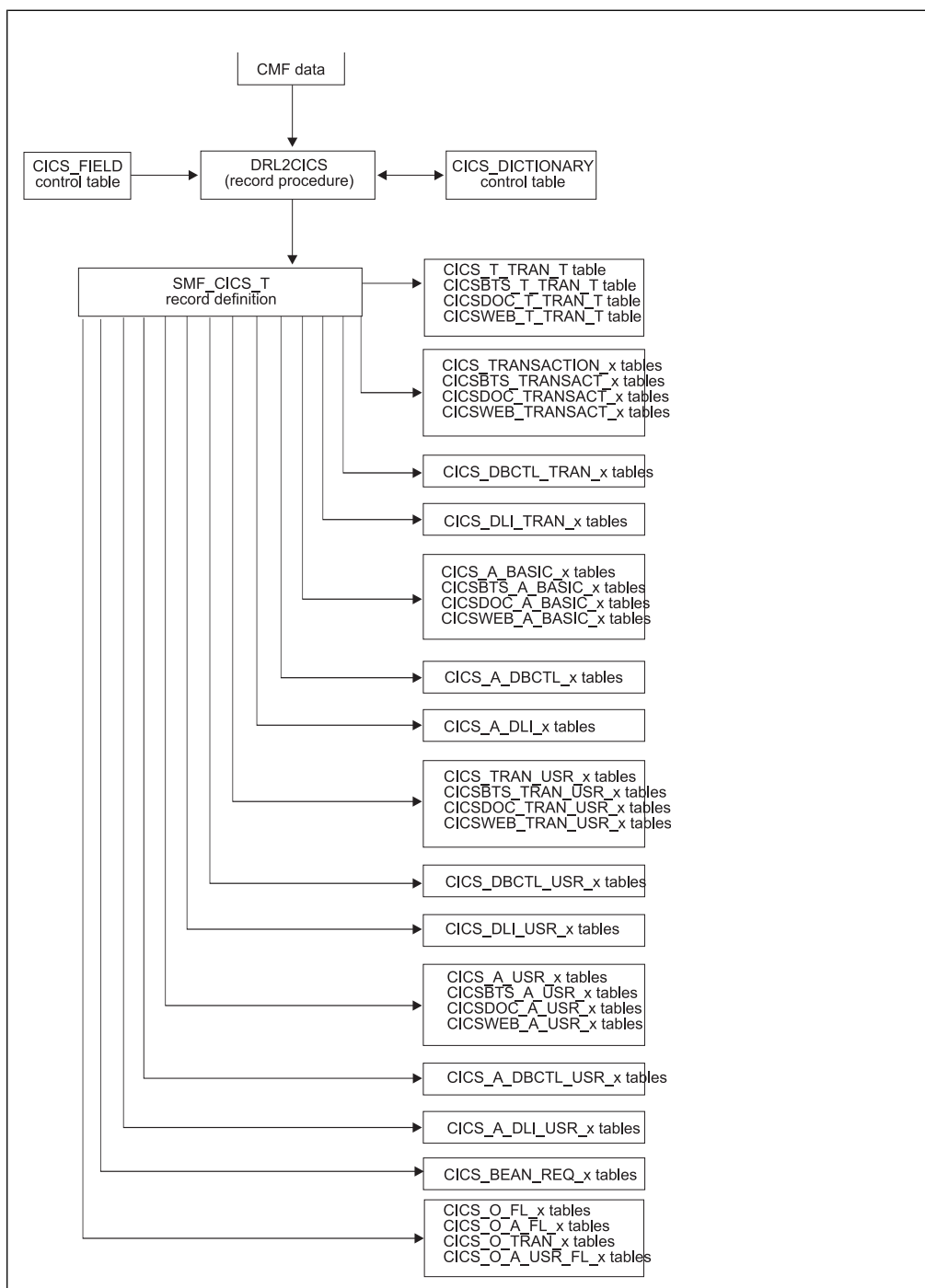


Figure 89. How CMF performance records are processed

The log collector uses the DRL2CICS record procedure to map field values for data in accounting, performance, and exception records to intermediate records mapped by these record definitions:

SMF_CICS_A

Maps accounting records that IBM Z Decision Support generates from CICS/MVS accounting records

SMF_CICS_T

Maps transaction performance records that IBM Z Decision Support generates from CICS/MVS, CICS/ESA, and CICS/TS performance records

How IBM Z Decision Support processes CMF data

SMF_CICS_E2

Maps exception records that IBM Z Decision Support generates from CICS/MVS exception records

The CICS/ESA or CICS/TS exception data section is a single, fixed-length record, mapped by the SMF_110_E record definition. Update definitions store exception data in the IBM Z Decision Support common table EXCEPTION_T, but some rows in this table are also created from exceptional conditions in CICS/ESA and CICS/TS statistics records.

IBM Z Decision Support stores data in DB2 columns that correspond to most fields found in CICS performance data. If you need to add fields to CMF performance records, remember to update the IBM Z Decision Support CICS_FIELD control table with your fields, and add fields in the SMF_CICS_T record definition with the offset and length that you specify in CICS_FIELD. The CICS_FIELD table is loaded using the SQL statements in the DRLxxx.SDRLDEFS (DRLTCIFI) member. Use this member as a template for additional entries. The SMF_CICS_T record definition is in the DRLxxx.SDRLDEFS (DRLRS110) member. For more information about SMF records and data fields that CMF produces for CICS refer to the *CICS/ESA Customization Guide* or the *CICS/MVS Customization Guide*.

The log collector uses the DRL4CICS record procedure to map field values for data in transaction resource monitoring records (class 5). The output record to map these fields is SMF_CICS_TR.

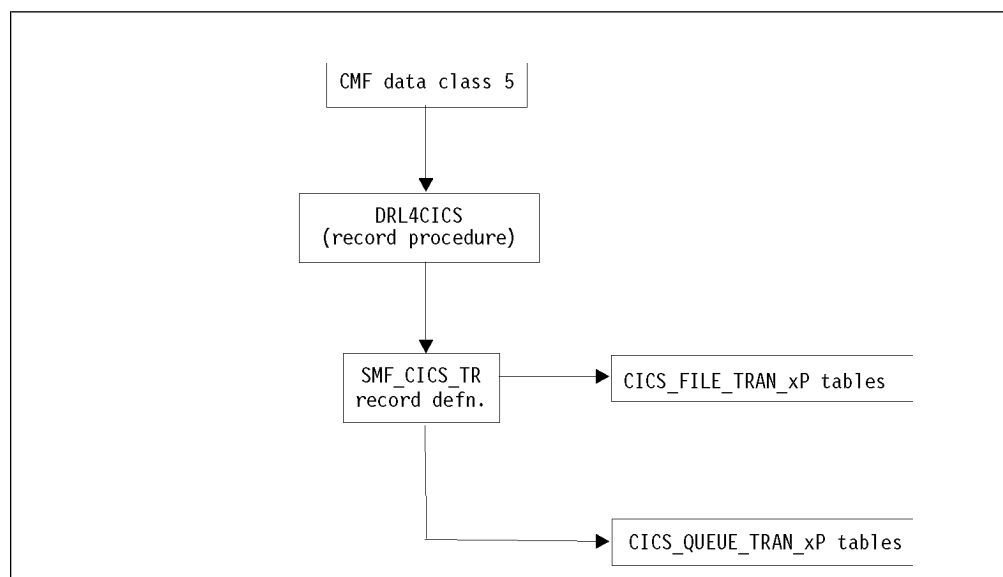


Figure 90. How CICS/TS transaction resource records are processed by the CICS Performance feature

Processing dictionary data

About this task

Any monitoring utility program that processes performance data, including IBM Z Decision Support, needs the dictionary record that relates to the data being processed before it can analyze the data. Normally, this is not a problem, because IBM Z Decision Support stores dictionary records in the database. Once IBM Z Decision Support has read a valid dictionary record for a CICS system, it does not need another one until the CMF field mapping changes, which may be when you apply service to the CICS system.

How IBM Z Decision Support processes CMF data

If you have just applied service or migrated from an earlier release, IBM Z Decision Support needs the new dictionary record before it can analyze the records. It will normally appear before any CMF records in the log, but if you are not collecting the first log for the changed CICS system, follow this procedure:

Procedure

1. Make sure that there is a valid dictionary record somewhere in the log files, even if it is not at the beginning of the first log. CMF writes one when it is turned on, so you can force CMF to write one by turning off CMF logging, and then turning it on again. For CICS/ESA and CIC/TS only, you can run DFHMNDUP, as described in "Using the DFHMNDUP utility," to generate a dictionary record. For CICS/MVS, you can run DRL1CIEX to extract the dictionary, as described in "Using the DRL1CIEX utility" on page 137.
2. Make sure that the collect JCL has a DRLNDICT DD statement. Allocate a file with LRECL=32754, BLKSIZE=32760, and RECFM=VB. Concatenate your log files. Start with the output file from DFHMNDUP or DRL1CIEX, if any, and then the other log files starting with the oldest.
3. Collect the data. If the DRL2CICS record procedure encounters a CMF record for which there is no dictionary, it writes the record to the DRLNDICT data set. When it has read all the log records, it lists the CICS systems with missing dictionary records, and marks those systems where the dictionary record was found later in the log and stored.
4. Check the output messages (DRLOUT). The following messages are written to DRLOUT if IBM Z Decision Support finds monitoring records without a valid dictionary; in either the logs or in the CICS_DICTIONARY table:

```
DRL2111W 25 CICS monitoring records written to dataset
          DEGEER.CICSOUT because matching dictionaries
          could not initially be found:
```

DRL2112I MVS system	CICS applid	Number	Found
DRL2113I -----	-----	-----	-----
DRL2114I ECHO	VMCPC1	19	Yes
DRL2114I S38X	ECIC	3	Yes
DRL2114I S38X	FCIC	3	Yes
DRL2113I -----	-----	-----	-----
DRL2115I Total		25	

Found = Yes indicates that a matching dictionary record was found later in the log.

5. If you do not get these messages, IBM Z Decision Support found the dictionaries that it needed. If you get these messages, and Found=Yes for some of the systems, rerun collect with the DRLNDICT data set as the new input log data set. This will collect the data for the systems that had Found=Yes. Provide a new output DRLNDICT data set for this collect job.

Using the DFHMNDUP utility: CICS/ESA and CICS/TS provide a monitoring dictionary utility program (DFHMNDUP) that writes a dictionary record to a sequential data set, which is specified on a DD statement with a ddname of SYSUT4. You can then concatenate this data set ahead of your log data sets when you collect data with IBM Z Decision Support. For the DFHMNDUP program to generate the correct dictionary record for the performance data you will process, use the JCL shown in Figure 91 on page 137.


```

//SMFMNDUP JOB (accounting information),CLASS=A,
//          MSGCLASS=A,USER=userid,PASSWORD=password,NOTIFY=userid
//*****
//*          Create new dictionary record and output to SYSUT4          *
//*****
//MNDUP    EXEC PGM=DFHMNDUP
//STEPLIB DD DSN=CICS330.SDFHLOAD,DISP=SHR
//          DD DSN=mct.table.loadlib,DISP=SHR
//SYSUT4   DD DSN=CICS330.applid.MNDUPREC,DISP=(NEW,CATLG),
//          UNIT=SYSDA,SPACE=(TRK,(1,1))
//SYSPRINT DD SYSOUT=A
//SYSUDUMP DD SYSOUT=A
//SYSIN    DD *
MCT=NO          (the suffix of your monitoring control table)
SYSID=MVSA     (your MVS system ID)
GAPPLID=DBDCCICS (your CICS generic VTAM APPLID)

```

Figure 91. Sample JCL to run the monitoring dictionary utility (DFHMNDUP)

For more detailed information on the DFHMNDUP program, refer to the *CICS Operations Guide*.

Using the DRL1CIEX utility:

About this task

For CICS/MVS, you can run DRL1CIEX to extract the dictionary from the log to a separate data set. You can then concatenate this data set ahead of your log data sets when you collect data with IBM Z Decision Support. Sample JCL for DRL1CIEX is in DRLxxx.SDRLCNTL (DRLJCIEX). The JCL comment statements contain more information about the utility.

How IBM Z Decision Support processes CICS data records

IBM Z Decision Support stores data in DB2 columns that correspond to most fields found in CICS CMF-generated records. For more information about SMF records and fields that CICS produces, refer to the *CICS Customization Guide*.

IBM Z Decision Support inserts data into tables by following update definitions that indicate where to store CICS/ESA-specific data, CICS/MVS-specific data, and common CICS data. For more information about the tables that the log collector updates, see “Data tables, lookup tables, and control tables” on page 138.

As IBM Z Decision Support generates reports, it selects data from appropriate tables. It extracts data from CICS-specific tables. If you request information about transactions, tasks, applications, or users that might involve both CICS/ESA and CICS/MVS systems, the feature extracts data from those CICS-specific tables and from tables created from common performance records. For more information about the reports that the CICS Performance feature provides, see Chapter 3, “Reports,” on page 47.

How IBM Z Decision Support processes CICS/ESA statistics

IBM Z Decision Support uses the record definition SMF_110_2 to map CICS/ESA and CICS/TS statistics records, SMF_110_3 to map CICS/TS data sharing statistics records, SMF_110_4 to map CICS/TS coupling facility statistics, and SMF_110_5 to map counter sequence server statistics reports, in the SMF log. The DRL2CIST record procedure creates intermediate records according to the statistics ID. The log collector then uses update definitions to update tables that contain CICS/ESA statistics data.

IBM Z Decision Support stores data in DB2 columns that correspond to most fields found in CICS/ESA statistics data. For more information about SMF records and data fields in CICS/ESA statistics, refer to the *CICS/ESA Performance Guide* and to the *CICS/ESA Customization Guide*.

Data tables, lookup tables, and control tables

The IBM Z Decision Support database is a collection of DB2 tables, where each table contains a fixed number of columns. The number of rows in each table varies with time, due to rows added by the collect function and database maintenance.

The process of entering data into the tables consists of several stages. The data from the log is first summarized in one table. Then, the contents of that table are summarized into another table, and so on. An *update definition* specifies how data from one source (a record type or table) is entered into one target (always a table).

When the IBM Z Decision Support collect function collects records from the various logs supported, it stores the data in tables. Each component uses several tables.

This chapter describes the data tables, lookup tables, and control tables used by the CICS Performance feature. It includes an explanation of the naming standard used. For descriptions of common data tables used by the CICS Performance feature and other IBM Z Decision Support features, refer to the *Administration Guide and Reference*.

Naming standard for CICS Performance tables

About this task

The names of CICS Performance feature tables use this format:

CICS_prefix_content_suffix

Where:

- *prefix* identifies the component or subcomponent type (for example, *S* for the statistics component and *A* for the application analysis subcomponents). Table names for subcomponent 1 and subcomponent 8, the basic subcomponents, do not contain prefixes; table names for the remaining 12 subcomponents do contain a prefix.
- *content* is a description (for example, *CICS_TRANSACTION* for subcomponent 1's CICS transaction statistics).
- *suffix* indicates the summarization level of the data in the table (for example, *CICS_TRANSACTION_D* for CICS transaction statistics summarized by day). A table name can have these summarization-level suffixes:
 - _T* The table holds nonsummarized data (**timestamped** data)
 - _H* The table holds data summarized by **hour** (hourly data)
 - _D* The table holds data summarized by **day** (daily data)
 - _W* The table holds data summarized by **week** (weekly data)
 - _M* The table holds data summarized by **month** (monthly)

Lookup tables and control tables do not have a suffix; control tables also do not have a prefix.

Notes:

1. The same tables referring to the non-partitioning feature can also be referred to the partitioning feature when a **P** is added to the end of the name of the table. For example, if you want to analyze the table *CICS_S_AUTO_TER_TP*, look at the table *CICS_S_AUTO_TERM_T*.
2. The *CICS_EXCEPTION_T* data table has the same name in the CICS Performance and CICS Partitioning feature.

Table descriptions

Each table description includes information about the table, a description of each of the *key columns*, and a description of each of the *data columns*:

- Key columns are marked like this: **K**. They are sorted in the sequence they appear in the table.
- Data columns follow the last key column and are sorted in alphabetic order with the underscore ignored.

The descriptions of most key columns and data columns contain references to the fields from which they are derived in the SMF record (for example, “From SMFMNSID”) or the CICS record (for example, “From DISPWTT”). For an explanation of such fields, refer to the applicable product documentation.

For each component and subcomponent, the tables appear in alphabetic order, with underscores and suffixes ignored.

Tables with similar contents (that is, tables with the same name but with different suffixes) are described under one heading. For example, the heading “CICS_TRANSACTION_D, _W” covers two similar tables: CICS_TRANSACTION_D and CICS_TRANSACTION_W. Except for the DATE column, the contents of these tables are identical. Differences that exist in the contents of similar tables are explained in the column descriptions.

Tables in the CICS monitoring component

As described in “Evaluating the CICS monitoring component” on page 11, the CICS monitoring component contains subcomponents. This section groups data tables for the CICS monitoring component by these subcomponents:

1. Basic subcomponent
2. DBCTL subcomponent
3. DL/I subcomponent
4. Basic application analysis subcomponent
5. DBCTL application analysis subcomponent
6. DL/I application analysis subcomponent
7. CICS/MVS subcomponent (global + accounting)
8. Basic transaction subcomponent
9. DBCTL transaction subcomponent
10. DL/I transaction subcomponent
11. Basic application user subcomponent
12. DBCTL application user subcomponent
13. DL/I application user subcomponent
14. CICS TS transaction resources subcomponent
15. CICS TS enterprise Java beans subcomponent
16. CICS Resource Manager Interface subcomponent

Subcomponents 1 and 4 are based on the transaction data, and the tables are almost the same, differing only in their key structure. In the table layouts that follow, the common fields are placed in a separate section.

1. Basic subcomponent data tables

The data tables described in this section are for the basic subcomponent, which summarizes (by transaction and user) basic data gathered by the CICS monitoring facility (CMF).

CICS_TRAN_USR_H, _D, _W:

Basic subcomponent data tables

These tables provide CICS transaction data, grouped by user ID and transaction ID. They contain information from CICS performance class monitoring records from CICS/ESA and CICS/TS (SMF 110, subtype 1) and CICS/MVS (SMF 110, subtype 0).

The default retention periods for these tables are:

7 days for CICS_TRAN_USR_H

30 days for CICS_TRAN_USR_D

565 days for CICS_TRAN_USR_W

Column name		Data type	Description
DATE	K	DATE	Date when the performance records were initialized. This is normally the task start date. From START.
PERIOD_NAME	K	CHAR(8)	Time period. This is the name that you define in the PERIOD_PLAN table. Use it to group time intervals according to operator shift or to separate peak and other periods.
TIME	K	TIME	The hour when the performance records were initialized. It applies only to the _H table. From START.
CICS_SYSTEM_ID	K	CHAR(8)	CICS generic APPLID. This is the VTAM application ID that is used when requesting a session with this CICS system. From SMFMNPRN.
MVS_SYSTEM_ID	K	CHAR(4)	MVS system ID. This is the SMF system ID. From SMFMNSID.
TRANSACTION_ID	K	CHAR(4)	Transaction name. From TRAN.
USER_ID	K	CHAR(8)	User ID at task creation. This can also be the remote user ID for a task created as the result of receiving an ATTACH request across an MRO or APPC link with attach-time security. From USERID.
BFDGST_COUNT		FLOAT	The total number of EXEC CICS BIF DIGEST commands issued by the user task. From BFDGSTCT.
BFTOT_COUNT		FLOAT	The total number of EXEC CICS BIF DEEDIT and BIF DIGEST commands issued by the user task.
ECEFOP_COUNT		FLOAT	The number of event filter operations performed by the user task. From ECEFOPCT.
ECEVNT_COUNT		FLOAT	The number of events captured by user task. From ECEVNTCT.
ECSIGE_COUNT		FLOAT	The total number of EXEC CICS SIGNAL EVENT commands issued by the user task. From ECSIGECT.
EICTOT_COUNT		FLOAT	The total number of EXEC CICS commands issued by the user task. From EICTOTCT.
JVMTHDWT_CLOCK		FLOAT	The elapsed time that the user task waited to obtain a JVM server thread because the CICS system had reached the thread limit for a JVM server. From JVMTHDWT_CLOCK.
JVMTHDWT_COUNT		FLOAT	The number of times when the user task waited to obtain a JVM server thread because the CICS system had reached the thread limit for a JVM. server. From JVMTHDWT_COUNT.
MAXTTDLY_CLOCK		FLOAT	The elapsed time in which the user task waited to obtain a T8 TCB, because the CICS system reached the limit of available threads. From MAXTTDLY_CLOCK.
MAXTTDLY_COUNT		FLOAT	The number of times when the user task waited to obtain a T8 TCB, because the CICS system reached the limit of available threads. From MAXTTDLY_COUNT.

Basic subcomponent data tables

Column name		Data type	Description
TIASKT_COUNT		FLOAT	The number of EXEC CICS ASKTIME commands issued by the user task. From TIASKTCT.
TITOT_COUNT		FLOAT	The total number of EXEC CICS ASKTIME, CONVERTTIME, and FORMATTIME commands issued by the user task. From TITOTCT.
T8CPUT_CLOCK		FLOAT	The processor time during which the user task was dispatched by the CICS dispatcher domain on a CICS T8 mode TCB. From T8CPUT_CLOCK.
T8CPUT_COUNT		FLOAT	The number of times when the user task was dispatched by the CICS dispatcher domain on a CICS T8 mode TCB. From T8CPUT_COUNT.
XML_CPU_COUNT		FLOAT	The number of times a document was converted using zOS XML System Services parser. From MLXSSCTM_CT.
XML_CPU_SEC		FLOAT	The CPU time taken to convert a document using zOS XML System Services parser. From MLXSSCTM_TOD.
Remaining fields			See "Common fields for subcomponents 1, 4, 8, and 11" on page 145.

CICSBTS_TRAN_USR_H, _D, _W:

These tables provide hourly, daily, and weekly statistics on CICS transactions, grouped by user ID and transaction ID. They contain information from CICS performance class monitoring records from CICS/TS (SMF 110, subtype 1) related to the business transaction service (BTS).

The default retention periods for these tables are:

7 days for CICSBTS_TRAN_USR_H

30 days for CICSBTS_TRAN_USR_D

565 days for CICSBTS_TRAN_USR_W

Column name		Data type	Description
DATE	K	DATE	Date when the performance records were initialized. This is normally the task start date. From START.
PERIOD_NAME	K	CHAR(8)	Time period. This is the name that you define in the PERIOD_PLAN table. Use it to group time intervals according to operator shift or to separate peak and other periods.
TIME	K	TIME	The hour when the performance records were initialized. It applies only to the _H table. From START.
MVS_SYSTEM_ID	K	CHAR(4)	MVS system ID. This is the SMF system ID. From SMFMNSID.
CICS_SYSTEM_ID	K	CHAR(8)	CICS generic APPLID. This is the VTAM application ID that is used when requesting a session with this CICS system. From SMFMNPRN.
TRANSACTION_ID	K	CHAR(4)	Transaction name. From TRAN.
USER_ID	K	CHAR(8)	User ID at task creation. This can also be the remote user ID for a task created as the result of receiving an ATTACH request across an MRO or APPC link with attach-time security. From USERID.
RECORDS		FLOAT	Total number of performance class monitoring records. This is the number of log records summarized.

Basic subcomponent data tables

Column name		Data type	Description
TRANSACTION_COUNT		FLOAT	Total number of performance class monitoring records with RTYPE=T indicating task termination. This is valid for CICS V3 and later. For earlier versions of CICS, see the column RECORDS in this table.
Remaining fields			See "Common fields for the business transaction service (BTS)" on page 158.

CICSCHN_TRAN_USR_H, _D, _W:

These tables provide hourly, daily and weekly statistics related to the use of channels and containers for data transfer between programs. They contain information from CICS performance class monitoring records from CICS/TS (SMF 110, subtype 1) grouped by user ID and transaction ID.

The default retention periods are:

- 7 days for CICSCHN_TRAN_USR_H
- 30 days for CICSCHN_TRAN_USR_D
- 365 days for CICSCHN_TRAN_USR_W

Column name		Data type	Description
DATE	K	DATE	Date when the performance records were initialized. This is normally the task start date. From START.
PERIOD_NAME	K	CHAR(8)	Time period. This is the name that you define in the PERIOD_PLAN table. Use it to group time intervals according to operator shift or to separate peak and other periods.
TIME	K	TIME	Used only in CICSCHN_TRAN_USR_H. The hour when the performance records were initialised. From START. (For _H table only.)
MVS_SYSTEM_ID	K	CHAR(4)	MVS system ID. This is the SMF system ID. From SMFMNSID.
CICS_SYSTEM_ID	K	CHAR(8)	CICS generic APPLID. This is the VTAM application ID that is used when requesting a session with this CICS system. From SMFMNPRN.
TRANSACTION_ID	K	CHAR(4)	Transaction name. From TRAN.
USER_ID	K	CHAR(8)	User ID at task creation. This can also be the remote user ID for a task created as the result of receiving an ATTACH request across an MRO or APPC link with attach-time security. From USERID.
Remaining fields			See "Common fields for the Channel and Container usage for data transfer (CHN)" on page 159.

CICSDOC_TRAN_USR_H, _D, _W:

These tables provide hourly, daily, and weekly statistics on CICS transactions, grouped by user ID and transaction ID. They contain information from CICS performance class monitoring records from CICS/TS (SMF 110, subtype 1) related to the document handler.

The default retention periods for these tables are:

- 7 days for CICSDOC_TRAN_USR_H
- 30 days for CICSDOC_TRAN_USR_D
- 565 days for CICSDOC_TRAN_USR_W

Basic subcomponent data tables

Column name		Data type	Description
DATE	K	DATE	Date when the performance records were initialized. This is normally the task start date. From START.
PERIOD_NAME	K	CHAR(8)	Time period. This is the name that you define in the PERIOD_PLAN table. Use it to group time intervals according to operator shift or to separate peak and other periods.
TIME	K	TIME	The hour when the performance records were initialized. It applies only to the _H table. From START.
MVS_SYSTEM_ID	K	CHAR(4)	MVS system ID. This is the SMF system ID. From SMFMNSID.
CICS_SYSTEM_ID	K	CHAR(8)	CICS generic APPLID. This is the VTAM application ID that is used when requesting a session with this CICS system. From SMFMNPRN.
TRANSACTION_ID	K	CHAR(4)	Transaction name. From TRAN.
USER_ID	K	CHAR(8)	User ID at task creation. This can also be the remote user ID for a task created as the result of receiving an ATTACH request across an MRO or APPC link with attach-time security. From USERID.
RECORDS		FLOAT	Total number of performance class monitoring records. This is the number of log records summarized.
TRANSACTION_COUNT		FLOAT	Total number of performance class monitoring records with RTYPE=T indicating task termination. This is valid for CICS V3 and later. For earlier versions of CICS, see the column RECORDS in this table.
Remaining fields			See "Common fields for the document handler (DOC)" on page 161.

CICSWEB_TRAN_USR_H, _D, _W:

These tables provide hourly, daily, and weekly statistics on CICS transactions, grouped by user ID and transaction ID. They contain information from CICS performance class monitoring records from CICS/TS (SMF 110, subtype 1) related to the Web interface activity.

The default retention periods for these tables are:

7 days for CICSWEB_TRAN_USR_H

30 days for CICSWEB_TRAN_USR_D

565 days for CICSWEB_TRAN_USR_W

Column name		Data type	Description
DATE	K	DATE	Date when the performance records were initialized. This is normally the task start date. From START.
PERIOD_NAME	K	CHAR(8)	Time period. This is the name that you define in the PERIOD_PLAN table. Use it to group time intervals according to operator shift or to separate peak and other periods.
TIME	K	TIME	The hour when the performance records were initialized. It applies only to the _H table. From START.
MVS_SYSTEM_ID	K	CHAR(4)	MVS system ID. This is the SMF system ID. From SMFMNSID.
CICS_SYSTEM_ID	K	CHAR(8)	CICS generic APPLID. This is the VTAM application ID that is used when requesting a session with this CICS system. From SMFMNPRN.
TRANSACTION_ID	K	CHAR(4)	Transaction name. From TRAN.

Basic subcomponent data tables

Column name		Data type	Description
USER_ID	K	CHAR(8)	User ID at task creation. This can also be the remote user ID for a task created as the result of receiving an ATTACH request across an MRO or APPC link with attach-time security. From USERID.
ATOMSRVC_NAME		CHAR(8)	The name of the ATOMSERVICE resource definition used to process this task. From WBATMSNM.
INV_SOAP_COUNT		FLOAT	The total number of SOAP faults received in response to EXEC CICS INVOKE SERVICE and EXEC CICS INVOKE WEBSERVICE commands. From WBISSFCT.
PIPELINE_NAME		CHAR(8)	The name of the PIPELINE resource definition used to provide information about message handlers acting on service request processed by this task. From WBPIPLNM.
PROGRAM_NAME		CHAR(8)	The name of the program from the URIMAP resource definition used to provide application-generated response to HTTP request processed by this task. From WBPROGNM
RECORDS		FLOAT	Total number of performance class monitoring records. This is the number of log records summarized.
SOAPF_COUNT		FLOAT	The total number of EXEC CICS SOAPFAULT ADD, CREATE, and DELETE commands issued by the user task. From WBSFTOCT.
SOAPFC_COUNT		FLOAT	The number of EXEC CICS SOAPFAULT CREATE commands issued by the user task. From WBSFCRCT.
SOAP_REQ_LEN		FLOAT	For Web service applications, the SOAP request body length. From WBSREQBL.
SOAP_RES_LEN		FLOAT	For Web service applications, the SOAP response body length. From WBSRSPBL.
TOT_DOC_LEN		FLOAT	The total length of the documents parsed using zOS XML System Services parser. From MLXSSTDL.
TRANDF_COUNT		FLOAT	The number of EXEC CICS TRANSFORM commands issued by user task. From MLXMLTCT.
TRANSACTION_COUNT		FLOAT	Total number of performance class monitoring records with RTYPE=T indicating task termination. This is valid for CICS V3 and later. For earlier versions of CICS, see the column RECORDS in this table.
URIMAP_NAME		CHAR(8)	The name of the URIMAP resource definition that was mapped to the URI of the inbound request processed by this task. From WBURIMNM.
WEBSRVC_NAME		CHAR(32)	The name of the WEBSERVICE resource definition used to process this task. From WBSVCENM.
WEBSRVC_OPNAME		CHAR(64)	The first 64 bytes of the Web service operation name. From WBSVOPNM.
WSACONTB_COUNT		FLOAT	The number of EXEC CICS WSACONTEXT BUILD commands issued by the user task. From WSABLCT.
WSACONTG_COUNT		FLOAT	The number of EXEC CICS WSACONTEXT GET commands issued by the user task. From WSAGTCT.
WSAEPRC_COUNT		FLOAT	The number of EXEC CICS WSAEPR CREATE commands issued by the user task. From WSAEPCCT.
WSADDR_COUNT		FLOAT	The total number of EXEC CICS WS-Addressing commands issued by the user task. From WSATOTCT.

Basic subcomponent data tables

Column name		Data type	Description
XML_CPU_COUNT		FLOAT	The number of times a document was converted using zOS XML System Services parser. From MLXSSCTM_CT.
XML_CPU_SEC		FLOAT	The CPU time taken to convert a document using zOS XML System Services parser. From MLXSSCTM_TOD.
Remaining fields			See "Common fields for the Web interface (WEB)" on page 161.

Common fields for subcomponents 1, 4, 8, and 11:

This table shows the fields that come after the key columns.

Column name		Data type	Description
Key columns	K		See under the table heading.
BMS_INPUTS		FLOAT	Number of BMS IN requests. This is the number of RECEIVE MAP requests that incurred a terminal I/O. This is the sum of BMSINCT.
BMS_MAP_REQUESTS		FLOAT	Number of BMS MAP requests. This is the number of RECEIVE MAP requests that did not incur a terminal I/O, added to the number of RECEIVE MAP FROM requests. This is the sum of BMSMAPCT.
BMS_OUTPUTS		FLOAT	Number of BMS OUT requests. This is the number of SEND MAP requests. This is the sum of BMSOUTCT.
BMS_REQUESTS_TOTAL		FLOAT	Total number of BMS requests. This is the sum of BMSTOTCT.
BRIDGE_TRANS_ID		FLOAT	3270 Bridge transaction identification. From BRDGTRAN.
CFDTWAIT_CLOCK		FLOAT	Elapsed time that the user task waited for CF data table I/O. From CFDTWAIT.
CFDTWAIT_COUNT		FLOAT	Number of times that the user task waited for CF data table I/O. From CFDTWAIT.
CHARS_IN_ALT_LU62		FLOAT	Number of characters received from the alternate terminal facility by the user task for LUTYPE6.2 (APPC) sessions. This is the sum of TCC62IN2.
CHARS_INPUT_ALT		FLOAT	Number of characters received from the LUTYPE6.1 alternate terminal. This is the sum of TCCHRIN2.
CHARS_INPUT_PRIME		FLOAT	Number of characters received from the principal terminal. This is the sum of TCCHRIN1.
CHARS_OUT_ALT_LU62		FLOAT	Number of characters sent to the alternate terminal facility by the user task for LUTYPE6.2 (APPC) sessions. This is the sum of TCC62OU2.
CHARS_OUTPUT_ALT		FLOAT	Number of characters sent to the LUTYPE6.1 alternate terminal. This is the sum of TCCHROU2.
CHARS_OUTPUT_PRIME		FLOAT	Number of characters sent to the principal terminal. This is the sum of TCCHROU1.
CHARS_PRIME_TOTAL		FLOAT	Total number of characters to and from the principal terminal. This is the sum of TCCHRIN1 + TCCHROU1.
CPU_MAX_SEC		FLOAT	Maximum CPU time used during one transaction, in seconds. This is the maximum of USRCPUT.
CPU_MIN_SEC		FLOAT	Minimum CPU time used during one transaction, in seconds. This is the minimum of USRCPUT.
CPU_SUM_SEC		FLOAT	CPU time, in seconds. This is the sum of USRCPUT.

Common fields for subcomponents 1, 4, 8, 11

Column name		Data type	Description
DB2_REQS_COUNT		FLOAT	Number of DB2 (EXEC SQL IFI) requests issued by the user task. From DB2REQCT.
DB2CONWT_CLOCK		FLOAT	Elapsed time that the user task waited for a CICS DB2 subtask to become available. From DB2CONWT.
DB2CONWT_COUNT		FLOAT	Number of times that the user task waited for a CICS DB2 subtask to become available. From DB2CONWT.
DB2RDYQW_CLOCK		FLOAT	Elapsed time that the user task waited for a DB2 thread to become available. From DB2RDYQW.
DB2RDYQW_COUNT		FLOAT	Number of times that the user task waited for a DB2 thread to become available. From DB2RDYQW.
DB2WAIT_CLOCK		FLOAT	Elapsed time that the user task waited for DB2 to service the DB2 EXEC SQL and IFI requests. From DB2WAIT.
DB2WAIT_COUNT		FLOAT	Number of times that the user task waited for DB2 to service the DB2 EXEC SQL and IFI requests. From DB2WAIT.
DECRYPT_BYTES		FLOAT	Number of bytes decrypted by the secure sockets layer for the user task. From SOBYDECT.
DISP_TCB_HWM		FLOAT	The peak number of CICS open TCBs (in TCB modes H8, J8, J9, L8, or S8) that have been allocated to the user task. From DSTCBHWM.
DISPATCH_COUNT		FLOAT	Number of times that tasks were dispatched. This is the sum of USRDISPT.
DISPATCH_DELAY_SEC		FLOAT	Time waiting for the first dispatch, in seconds. This is a subset of SUSPEND_SEC. This is the sum of DSPDELAY.
DISPATCH_SEC		FLOAT	Elapsed time that tasks were dispatched, in seconds. This is the sum of USRDISPT.
DISPATCH_WAITS		FLOAT	Number of times that tasks were waiting for redispach. This is valid for CICS V3 and later. This is the sum of DISPWTT.
DISPATCH_WAIT_SEC		FLOAT	Time that tasks were waiting for redispach, in seconds. This is valid for CICS V3 and later. This is the sum of DISPWTT.
DSMMSC_CLOCK		FLOAT	The elapsed time which the user task spent waiting because no TCB was available, and none could be created due to MVS storage constraints. From DSMMSC_CLOCK.
DSMMSC_COUNT		FLOAT	The number of times that the user task waited because no TCB was available, and none could be created due to MVS storage constraints. From DSMMSC_COUNT.
DSTCBM_CLOCK		FLOAT	The elapsed time which the user task spent in TCB mismatch waits, that is, waiting because there was no available TCB matching the request, but there was at least one non-matching free TCB. From DSTCBM_CLOCK.
DSTCBM_COUNT		FLOAT	The number of times that the user task waited due to TCB mismatch, because there was no available TCB matching the request, but there was at least one non-matching free TCB. From DSTCBM_COUNT.
ENCRYPT_BYTES		FLOAT	Number of bytes encrypted by the secure sockets layer for the user task. From SOBYENCT.
ENQ_WAITS		FLOAT	Number of CICS Task Control ENQ waits. This is the sum of ENQDELAY.
ENQ_WAIT_SEC		FLOAT	Time waiting for CICS Task Control ENQ, in seconds. This is the sum of ENQDELAY.

Common fields for subcomponents 1, 4, 8, 11

Column name		Data type	Description
EXCEPTIONS		FLOAT	Number of exception conditions. This is valid for CICS V3 and later. This is the sum of EXWTTIME.
EXCEPTION_WAIT_SEC		FLOAT	Exception wait time, in seconds. This is valid for CICS V3 and later. This is the sum of EXWTTIME.
FC_ACCESS_METHODS		FLOAT	Number of file control access method calls. Not incremented if the request is function shipped. This is the sum of FCAMCT.
FC_ADD_REQUESTS		FLOAT	Number of file control ADD requests. Incremented even if the request is function shipped. This is the sum of FCADDCT.
FC_BROWSE_REQUESTS		FLOAT	Number of file control BROWSE requests. Incremented even if the request is function shipped. This is the sum of FCBRWCT.
FC_DELETE_REQUESTS		FLOAT	Number of file control DELETE requests. Incremented even if the request is function shipped. This is the sum of FCDELCT.
FC_GET_REQUESTS		FLOAT	Number of file control GET requests. Incremented even if the request is function shipped. This is the sum of FCGETCT.
FC_IO_WAITS		FLOAT	Number of file control I/O waits. This is the sum of FCIOWTT.
FC_IO_WAIT_SEC		FLOAT	File control I/O wait time, in seconds. This is the sum of FCIOWTT.
FC_PUT_REQUESTS		FLOAT	Number of file control PUT requests. Incremented even if the request is function shipped. This is the sum of FCPUTCT.
FC_REQUESTS_TOTAL		FLOAT	Total number of file control requests. Incremented even if the request is function shipped. This is the sum of FCTOTCT.
FE_ALLOC_COUNT		FLOAT	Number of conversations allocated by the user task. This number is incremented for each FEPI ALLOCATE POOL or FEPI CONVERSE POOL. This is the sum of SZALLOCT.
FE_ALLOC_TIMEOUT		FLOAT	Number of times the user task timed out while waiting to allocate a conversation. This is the sum of SZALLCTO.
FE_CHARS_RECEIVED		FLOAT	Number of characters received through FEPI by the user task. This is the sum of SZCHRIN.
FE_CHARS_SENT		FLOAT	Number of characters sent through FEPI by the user task. This is the sum of SZCHROUT.
FE_RECEIVE_REQ		FLOAT	Number of FEPI RECEIVE requests made by the user task. This number is also incremented for each FEPI CONVERSE request. This is the sum of SZRCVCT.
FE_RECEIVE_TIMEOUT		FLOAT	Number of times the user task timed out while waiting to receive data. This is the sum of SZRCVTO.
FE_REQUESTS_TOTAL		FLOAT	Total number of all FEPI API and SPI requests made by the user task. This is the sum of SZTOTCT.
FE_SEND_REQUESTS		FLOAT	Number of FEPI SEND requests made by the user task. This number is also incremented for each FEPI CONVERSE request. This is the sum of SZSENDCT.
FE_START_REQUESTS		FLOAT	Number of FEPI START requests made by the user task. This is the sum of SZSTRCT.
FE_WAITS		FLOAT	Number of times that the user task waited for FEPI services. This is the sum of SZWAIT.

Common fields for subcomponents 1, 4, 8, 11

Column name		Data type	Description
FE_WAIT_SEC		FLOAT	Time that the user task waited for all FEPI services, in seconds. This is the sum of SZWAIT.
GETMAINS_CDSA		FLOAT	Number of user-storage GETMAIN requests below the 16MB line, in the CDSA. This is the sum of SCCGETCT.
GETMAINS_ECDSA		FLOAT	Number of user-storage GETMAIN requests above the 16MB line, in the ECDSA. This is the sum of SCCGETCTE.
GETMAINS_EUDSA		FLOAT	Number of user-storage GETMAIN requests above the 16MB line, in the EUDSA. This is the sum of SCUGETCTE.
GETMAINS_UDSA		FLOAT	Number of user-storage GETMAIN requests below the 16MB line, in the UDSA. This is the sum of SCUGETCT.
GNQDELAY_CLOCK		FLOAT	Elapsed time that the user task waited for a CICS task control global enqueue. From GNQDELAY.
GNQDELAY_COUNT		FLOAT	Number of times that the user task waited for a CICS task control global enqueue. From GNQDELAY.
GVUPWAIT_CLOCK		FLOAT	Elapsed time that the user task waited as the result of relinquishing control to another task. From GVUPWAIT.
GVUPWAIT_COUNT		FLOAT	Number of times that the user task waited as the result of relinquishing control to another task. From GVUPWAIT.
ICDELAY_CLOCK		FLOAT	Elapsed time that the user task waited the result from EXEC CICS DELAY or RETRIEVE command. From ICDELAY.
ICDELAY_COUNT		FLOAT	Number of times that the user task waited the result from EXEC CICS DELAY or RETRIEVE command. From ICDELAJT.
IC_START_REQUESTS		FLOAT	Number of interval control START or INITIATE requests. This is the sum of ICPUNCT.
ICTOT_REQS		FLOAT	Total number of Interval Control Start, Cancel, Delay and Retrieve requests issued by the user task. From ICTOTCT.
IMS_REQS_COUNT		FLOAT	Number of IMS (DBCTL) requests issued by the user task. From IMSREQCT.
IMSWAIT_CLOCK		FLOAT	Elapsed time that the user task waited for DBCTL to service the IMS requests issued by the user task. From IMSWAIT.
IMSWAIT_COUNT		FLOAT	Number of times that the user task waited for DBCTL to service the IMS requests issued by the user task. From IMSWAIT.
ISIWTT_CLOCK			The elapsed time the user task waited for control at this end of an (IPIC) connection. From ISIWTT.
ISIWTT_COUNT			The number of times the user task waited for control at this end of an (IPIC) connection. From ISIWTT.
J8CPUT_CLOCK		FLOAT	Processor time that the user task was dispatched on each CICS J8 TCB. From J8CPUT.
J8CPUT_COUNT		FLOAT	Number of times that the user task was dispatched on each CICS J8 TCB. From J8CPUT.
J9CPUT_CLOCK		FLOAT	The processor time during which the user task was dispatched by the CICS dispatcher domain on a CICS J9 mode TCB. From J9CPUT_CLOCK.
J9CPUT_COUNT		FLOAT	The number of times that the user task was dispatched by the CICS dispatcher domain on a CICS J9 mode TCB. From J9CPUT_COUNT.

Common fields for subcomponents 1, 4, 8, 11

Column name		Data type	Description
JAVA_OO_REQS		FLOAT	Total number of CICS OO foundation class requests (JCICS) issued by the user task. From CFCAPICT.
JC_IO_WAITS		FLOAT	Number of journal control I/O waits. This is the sum of JCIOWTT.
JC_IO_WAIT_SEC		FLOAT	Journal control I/O wait time, in seconds. This is the sum of JCIOWTT.
JC_OUTPUT_REQUESTS		FLOAT	Number of journal control output requests. This is the sum of JCPUWRCT.
JVMITI_CLOCK		FLOAT	JVM elapsed time, initialize - clock. From JVMITI_CLOCK.
JVMITI_COUNT		FLOAT	JVM elapsed time, initialize - count. From JVMITI_COUNT.
JVMRTI_CLOCK		FLOAT	JVM elapsed time, reset - clock. From JVMRTI_CLOCK.
JVMRTI_COUNT		FLOAT	JVM elapsed time, reset - count. From JVMRTI_COUNT.
JVMSUSP_CLOCK		FLOAT	Elapsed time that the task was suspended by the CICS dispatcher while running in the CICS JVM. From JVMSUSP.
JVMSUSP_COUNT		FLOAT	Number of times that the task was suspended by the CICS dispatcher while running in the CICS JVM. From JVMSUSP.
JVMTIME_CLOCK		FLOAT	Elapsed time that was spent in the CICS JVM by the user. From JVMTIME.
JVMTIME_COUNT		FLOAT	Number of times that were spent in the CICS JVM by the user. From JVMTIME.
KY8DIS_CLOCK		FLOAT	User task key 8 mode dispatch time - clock. idd:break>From KY8DIS_CLOCK.
KY8DIS_COUNT		FLOAT	User task key 8 mode dispatch time - count. idd:break>From KY8DIS_COUNT.
KY8CPU_CLOCK		FLOAT	User task key 8 mode CPU time - clock. idd:break>From KY8CPU_CLOCK.
KY8CPU_COUNT		FLOAT	User task key 8 mode CPU time - count. idd:break>From KY8CPU_COUNT.
KY9_COUNT		FLOAT	The number of times the user task was dispatched by the CICS dispatcher on a CICS key 9 mode TCB. From KY9_COUNT.
KY9CPU_CLOCK		FLOAT	Processor time during which the user task was dispatched by the CICS dispatcher on a CICS key 9 mode TCB. From KY9CPU_CLOCK.
KY9DIS_CLOCK		FLOAT	The total elapsed time during which the user task was dispatched by the CICS dispatcher on a CICS key 9 mode TCB. From KY9DIS_CLOCK.
L8CPUT_CLOCK		FLOAT	Processor time that the user task was dispatched on each CICS L8 TCB. From L8CPUT.
L8CPUT_COUNT		FLOAT	Number of times that the user task was dispatched on each CICS L8 TCB. From L8CPUT.
L9CPUT_CLOCK		FLOAT	Processor time during which the user task was dispatched by the CICS dispatcher domain on a CICS L9 mode TCB. When a transaction invokes an OPENAPI application program defined with EXECKEY= USER, it is allocated and uses a CICS L9 mode TCB. From L9CPUT.
L9CPUT_COUNT		FLOAT	Number of times the user task was dispatched by the CICS dispatcher domain on a CICS L9 mode TCB. This field is related to XPlink support. From L9CPUT.

Common fields for subcomponents 1, 4, 8, 11

Column name		Data type	Description
LINK_URM_REQS		FLOAT	Number of program LINK URM requests issued by the user task. This is the sum of PLCURMCT.
LMDELAY_CLOCK		FLOAT	Elapsed time that the user task waited to acquire a lock on a resource. From LMDELAY.
LMDELAY_COUNT		FLOAT	Number of times that the user task waited to acquire a lock on a resource. From LMDELAY.
LOGGER_WRITE_COUNT		FLOAT	Number of CICS logger write requests issued by the user task. This is the sum of LOGWRCT.
LU61_IO_WAITS		FLOAT	Number of waits for I/O on a LUTYPE6.1 connection or session. Includes waits for conversations across LUTYPE6.1 connections, but not waits due to LUTYPE6.1 syncpoint flows. This is the sum of LU61WTT.
LU61_IO_WAIT_SEC		FLOAT	I/O wait time for a LUTYPE6.1 connection or session, in seconds. Includes wait time for conversations across LUTYPE6.1 connections, but not waits due to LUTYPE6.1 syncpoint flows. This is the sum of LU61WTT.
LU62_IO_WAITS		FLOAT	Number of waits for I/O on a LUTYPE6.2 (APPC) connection or session. Includes waits for conversations across LUTYPE6.2 (APPC) connections, but not waits due to LUTYPE6.2 (APPC) syncpoint flows. This is the sum of LU62WTT.
LU62_IO_WAIT_SEC		FLOAT	I/O wait time for a LUTYPE6.2 (APPC) connection or session, in seconds. Includes wait time for conversations across LUTYPE6.2 (APPC) connections, but not waits due to LUTYPE6.2 (APPC) syncpoint flows. This is the sum of LU62WTT.
MAXJTD_CLOCK		FLOAT	Max JVM TCB delay time - clock. idd:break>From MAXJTD_CLOCK.
MAXJTD_COUNT		FLOAT	Max JVM TCB delay time - count. idd:break>From MAXJTD_COUNT.
MAXHTD_CLOCK		FLOAT	Max hot-pooling TCB delay time - clock. idd:break>From MAXHTD_CLOCK.
MAXHTD_COUNT		FLOAT	Max hot-pooling TCB delay time - count. idd:break>From MAXHTD_COUNT.
MAXOTDLY_CLOCK		FLOAT	Elapsed time that the user task waited to obtain a CICS open TCB, because the region had reached the limit set by MAXOPENTCBS parameter. From MAXOTDLY.
MAXOTDLY_COUNT		FLOAT	Number of times that the user task waited to obtain a CICS open TCB, because the region had reached the limit set by MAXOPENTCBS parameter. From MAXOTDLY.
MAXSSLTCBS_COUNT		FLOAT	Number of times the CICS system reached the limit set by the system initialization parameter MAXXPTCBS. From MAXXTDLY.
MAXXPTCBS_COUNT		FLOAT	Number of times the CICS system reached the limit set by the system initialization parameter MAXSSLTCBS. From MAXSTDLY.
MRO_WAITS		FLOAT	Number of times that tasks waited for control at this end of an MRO link. This is the sum of IRIOWTT.
MRO_WAIT_SEC		FLOAT	Time that tasks waited for control at this end of an MRO link, in seconds. This is the sum of IRIOWTT.

Common fields for subcomponents 1, 4, 8, 11

Column name		Data type	Description
MSCPUT_CLOCK		FLOAT	Total processor time that the user task was dispatched on each CICS TCB. From MSDISPT.
MSCPUT_COUNT		FLOAT	Number of times that the user task was dispatched on each CICS TCB. From MSDISPT.
MSDISPT_CLOCK		FLOAT	Total elapsed time that the user task was dispatched on each CICS TCB. From MSDISPT.
MSDISPT_COUNT		FLOAT	Number of times that the user task was dispatched on each CICS TCB. From MSDISPT.
MSG_IN_ALT_LU62		FLOAT	Number of messages received from the alternate terminal facility by the user task for LUTYPE6.2 (APPC) sessions. This is the sum of TCM62IN2.
MSG_INPUT_ALT		FLOAT	Number of messages received from the LUTYPE6.1 alternate terminal. This is the sum of TCM62IN2.
MSG_INPUT_PRIME		FLOAT	Number of messages received from the principal terminal. This is the sum of TCM62IN1.
MSG_OUT_ALT_LU62		FLOAT	Number of messages sent to the alternate terminal facility by the user task for LUTYPE6.2 (APPC) sessions. This is the sum of TCM62OU2.
MSG_OUTPUT_ALT		FLOAT	Number of messages sent to the LUTYPE6.1 alternate terminal. This is the sum of TCM62OU2.
MSG_OUTPUT_PRIME		FLOAT	Number of messages sent to the principal terminal. This is the sum of TCM62OU1.
MXT_DELAY_SEC		FLOAT	Time waiting for the first dispatch caused by MXT limits being reached, in seconds. This is the sum of MXTDELAY.
NET_ID		CHAR(8)	Network ID. From NETID.
NO_CHAR_RCV		FLOAT	Number of characters received. From SOCHRIN.
NO_CHAR_RCV_IN		FLOAT	Number of characters received inbound. From SOCHRIN1.
NO_CHAR_SEND		FLOAT	Number of characters sent. From SOCHROUT.
NO_CHAR_SND_IN		FLOAT	Number of characters sent inbound. From SOMSROU1.
NO_CRT_P SOCK		FLOAT	Number of create persistent socket requests. From SOCNPSCT.
NO_CRT_NP SOCK		FLOAT	Number of create non-persistent socket requests. From SOCPNPSCT.
NO_EXT_CERTIF		FLOAT	Number of extract TCP/IP and certificate requests. From SOEXTRCT.
NO_IN_SOCKET		FLOAT	Number of inbound socket send requests. From SOMSGOU1.
NO_INBO_RCV		FLOAT	Number of inbound socket receive requests. From SOMSGIN1.
NON_PERS SOCK		FLOAT	Persistent socket hwm. From SONPSHWM.
NO_SOCKET_RCV		FLOAT	Number of socket receive requests. From SORCVCT.
NO_SOCKET_SND		FLOAT	Number of socket send requests. From SOSENDCT.
OTSIND_CLOCK		FLOAT	OTS indoubt wait time - clock. From OTSIND_CLOCK.
OTSIND_COUNT		FLOAT	OTS indoubt wait time - count. From OTSIND_COUNT.
OTS_TRANS_ID		CHAR(128)	OTS transaction ID. From OTSTID.
PAGEINS		FLOAT	Number of virtual storage page-ins. For CICS V2 only. This is the sum of PAGINCT.

Common fields for subcomponents 1, 4, 8, 11

Column name		Data type	Description
PERF_REC_COUNT		FLOAT	Number of performance class record written by the CICS Monitoring Facility (CMF) for the user task. Sum of PERRECNT.
PERSISTE SOCK		FLOAT	Non-persistent socket hwm. From SOPSHWM.
PGM_COMPRESS		FLOAT	Number of program compressions. For CICS V2 only. This is the sum of PCCMPRTM.
PGM_COMPRESS_SEC		FLOAT	Time, in seconds, that the task spent in program compression. For CICS V2 only. This is the sum of PCCMPRTM.
PGM_DTL_COUNT		FLOAT	Number of distributed program LINK requests issued by the user task. From PCDPLCT.
PGM_LINK_REQUESTS		FLOAT	Number of program LINK requests. This is the sum of PCLINKCT.
PGM_LOAD_REQUESTS		FLOAT	Number of program LOAD requests. This is the sum of PCLOADCT.
PGM_LOADS		FLOAT	Number of program library fetches. This is the sum of PCLOADTM.
PGM_LOAD_SEC		FLOAT	Time that tasks waited for program library (DFHRPL) fetches, in seconds. This is the sum of PCLOADTM.
PGM_XCTL_REQUESTS		FLOAT	Number of program XCTL (transfer control) requests. This is the sum of PCXCTLCT.
PORT_NUMBER		FLOAT	Port number being used for this TCP/IP service. From PORTNUM.
PTPWAI_CLOCK		FLOAT	Partner wait time - clock. From PTPWAI_CLOCK.
PTPWAI_COUNT		FLOAT	Partner wait time - count. From PTPWAI_COUNT.
QRCPUT_CLOCK		FLOAT	Processor time that the user task was dispatched on the CICS QR TCB. From QRCPUT.
QRCPUT_COUNT		FLOAT	Number of times that the user task was dispatched on the CICS QR TCB. From QRCPUT.
QRDISPT_CLOCK		FLOAT	Elapsed time that the user task was dispatched on the CICS QR TCB. From QRDISPT.
QRDISPT_COUNT		FLOAT	Number of times that the user task was dispatched on the CICS QR TCB. From QRDISPT.
QRMODDLY_CLOCK		FLOAT	Elapsed time that the user task waited for a redispach on the CICS QR TCB. From QRMODDLY.
QRMODDLY_COUNT		FLOAT	Number of times that the user task waited for a redispach on the CICS QR TCB. From QRMODDLY.
RECORDS		FLOAT	Total number of performance class monitoring records. This is the number of log records summarized.
RECOVERY_MGR_UOW		CHAR(8)	Identifier of the logical unit of work (unit of recovery) for this task. Unit-of-recovery values are used to synchronize recovery operations among CICS and other resource managers, such as IMS and DB2. From RMUOWID.
REDISPATC_COUNT		FLOAT	Number of times that the user task was re-dispatched after a CICS Dispatcher change TCB mode request. From DSCHMDLY.

Common fields for subcomponents 1, 4, 8, 11

Column name		Data type	Description
REDISPATC_WAIT_SEC		FLOAT	The elapsed time, in seconds, the user task waited for re-dispatch after a CICS Dispatcher change-TCB mode request was issued by or on behalf of the user task. This field is related to Internet Security and is a subset of SUSPEND_SEC. From DSCHMDLY.
RESPONSE_MAX_SEC		FLOAT	Peak task response time, in seconds. This is the maximum of STOP - START.
RESPONSE_MIN_SEC		FLOAT	Minimum task response time, in seconds. This is the minimum of STOP - START.
RESPONSE_SUM_SEC		FLOAT	Total response time for all tasks, in seconds. This is the sum of STOP - START.
RLS_MAX_SEC			Maximum CPU time used during one transaction, in seconds. This is the maximum of RLSCPUT.
RLS_MIN_SEC			Minimum CPU time used during one transaction, in seconds. This is the the minimum of RLSCPUT.
RLS_SUM_SEC			CPU time, in seconds. This is the sum of RLSCPUT.
RLSWAIT_CLOCK		FLOAT	Elapsed time during which the user task waited for RLS file I/O. This is from RLWAIT.
RLSWAIT_COUNT		FLOAT	Number of times that the user task was waiting for RLS file I/O. This is the sum of RLWAIT.
RLUNAME		CHAR(8)	VTAM logical unit name. From RLUNAME.
RMI_COUNT		FLOAT	Number of times that the user task was in the Resource Manager Interface (RMI). This is the sum of RMITIME.
RMI_SEC		FLOAT	Time spent in the Resource Manager Interface (RMI), in seconds. This is the sum of RMITIME.
RMI_SUSPENDS		FLOAT	Number of times that the task was suspended while in the Resource Manager Interface (RMI). This is a subset of SUSPENDS and RMI_COUNT. This is the sum of RMISUSP.
RMI_SUSPEND_SEC		FLOAT	Time the task was suspended by the dispatcher while in the Resource Manager Interface (RMI), in seconds. This is a subset of SUSPEND_SEC and RMI_SEC. This is the sum of RMISUSP.
RODISP_CLOCK		FLOAT	User task RO mode dispatch time - clock. From RODISP_CLOCK.
RODISP_COUNT		FLOAT	User task RO mode dispatch time - count. From RODISP_COUNT.
ROCPUT_CLOCK		FLOAT	User task RO mode CPU time - clock. From ROCPUT_CLOCK.
ROCPUT_COUNT		FLOAT	User task RO mode CPU time - count. From ROCPUT_COUNT.
RQPWAI_CLOCK		FLOAT	Request processor wait time - clock. From RQPWAI_CLOCK.
RQPWAI_COUNT		FLOAT	Request processor wait time - count. From RQPWAI_COUNT.
RQRWAI_CLOCK		FLOAT	Request receiver wait time - clock. From RQRWAI_CLOCK.
RQRWAI_COUNT		FLOAT	Request receiver wait time - count. From RQRWAI_COUNT.
RRMSWAIT_CLOCK		FLOAT	Elapsed time that the user task waited in doubt using resource recovery services for EXCI. From RRMSWAIT.

Common fields for subcomponents 1, 4, 8, 11

Column name		Data type	Description
RRMSWAIT_COUNT		FLOAT	Number of times that the user task waited in doubt using resource recovery services for EXCI. From RRMSWAIT.
RUNTRWTT_CLOCK		FLOAT	Elapsed time that the user task waited for completion of a transaction that executed as the result of a CICS BTS run process or run activity. From RUNTRWTT.
RUNTRWTT_COUNT		FLOAT	Number of times that the user task waited for completion of a transaction that executed as the result of a CICS BTS run process or run activity. From RUNTRWTT.
S8CPUT_CLOCK		FLOAT	Processor time that the user task was dispatched on each CICS S8 TCB. From S8CPUT.
S8CPUT_COUNT		FLOAT	Number of times that the user task was dispatched on each CICS S8 TCB. From S8CPUT.
SHR24_BYTE_COUNT		FLOAT	Number of bytes of shared storage GETMAINED by the user task below the 16MB line, in the CDSA or SDSA. This is the sum of SC24GSHR.
SHR24_FREEM_COUNT		FLOAT	Number of bytes of shared storage FREEMAINED by the user task below the 16MB line, in the CDSA or SDSA. This is the sum of SC24FSHR.
SHR24_GETM_COUNT		FLOAT	Number of storage GETMAIN requests issued by the user task for shared storage below the 16MB line, in the CDSA or SDSA. This is the sum of SC24SGCT.
SHR31_BYTE_COUNT		FLOAT	Number of bytes of shared storage GETMAINED by the user task above the 16MB line, in the ECDSA or ESDSA. This is the sum of SC31GSHR.
SHR31_FREEM_COUNT		FLOAT	Number of bytes of shared storage FREEMAINED by the user task above the 16MB line, in the ECDSA or ESDSA. This is the sum of SC31FSHR.
SHR31_GETM_COUNT		FLOAT	Number of storage GETMAIN requests issued by the user task for shared storage above the 16MB line, in the ECDSA or ESDSA. This is the sum of SC31SGCT.
SOIOWTT_CLOCK		FLOAT	Elapsed time that the user task waited for SOCKETS I/O. From SOIOWTT.
SOIOWTT_COUNT		FLOAT	Number of times that the user task waited for SOCKETS I/O. From SOIOWTT.
SOOIOW_CLOCK		FLOAT	Outbound socket I/O wait time - clock. From SOOIOW_CLOCK.
SOOIOW_COUNT		FLOAT	Outbound socket I/O wait time - count. From SOOIOW_COUNT.
SRVSYWTT_CLOCK		FLOAT	Elapsed time that the user task waited for a CF data table to process syncpoint requests. From SRVSYWT.
SRVSYWTT_COUNT		FLOAT	Number of times that the user task waited for a CF data table to process syncpoint requests. From SRVSYWT.
SSLTCB_WAIT_SEC		FLOAT	The elapsed time, in seconds, in which the user task waited to obtain a CICS SSL TCB (S8 mode), because the CICS system had reached the limit set by the system initialization parameter MAXSSLTCBS. This field is related to Internet Security. From MAXSTDLY.
STORAGE_CDSA_MAX		FLOAT	Peak user storage allocated below the 16MB line in the CICS dynamic storage area (CDSA), in bytes. This is the maximum of SC24CHWM.

Common fields for subcomponents 1, 4, 8, 11

Column name		Data type	Description
STORAGE_ECDSA_MAX		FLOAT	Peak user storage allocated above the 16MB line in the extended CICS dynamic storage area (ECDSA), in bytes. This is the maximum of SC31CHWM.
STORAGE_EUDSA_MAX		FLOAT	Peak user storage allocated above the 16MB line in the extended user dynamic storage area (EUDSA), in bytes. This is the maximum of SCUSRHWME.
STORAGE_OCC_CDSA		FLOAT	Storage occupancy below the 16MB line in the CDSA, in kilobyte-seconds. This measures the area under the curve of storage in use against elapsed time. This is the sum of SC24COCC.
STORAGE_OCC_ECDSA		FLOAT	Storage occupancy above the 16MB line in the ECDSA, in kilobyte-seconds. This measures the area under the curve of storage in use against elapsed time. This is the sum of SC31COCC.
STORAGE_OCC_EUDSA		FLOAT	Storage occupancy above the 16MB line in the EUDSA, in kilobyte-seconds. This measures the area under the curve of storage in use against elapsed time. This is the sum of SCUSRSTGE.
STORAGE_OCC_UDSA		FLOAT	Storage occupancy below the 16MB line in the UDSA, in kilobyte-seconds. This measures the area under the curve of storage in use against elapsed time. This is the sum of SCUSRSTG.
STORAGE_PGM_A16M		FLOAT	Peak program storage above the 16MB line, in bytes. This includes ECDSA, EUDSA, and ERDSA. This is the maximum of PC31AHWM.
STORAGE_PGM_B16M		FLOAT	Peak program storage below the 16MB line, in bytes. This includes CDSA and UDSA. This is the maximum of PC24BHWM.
STORAGE_PGM_CDSA		FLOAT	Peak program storage below the 16MB line in the CICS dynamic storage area (CDSA), in bytes. This is the maximum of PC24CHWM.
STORAGE_PGM_ECDSA		FLOAT	Peak program storage above the 16MB line in the extended CICS dynamic storage area (ECDSA), in bytes. This is the maximum of PC31CHWM.
STORAGE_PGM_ERDSA		FLOAT	Peak program storage above the 16MB line in the extended read-only dynamic storage area (ERDSA), in bytes. This is the maximum of PC31RHWM.
STORAGE_PGM_ESDSA		FLOAT	Peak program storage above the 16MB line in the extended shared dynamic storage area (ESDSA). This is a subset of STORAGE_PGM_A16M. This is the maximum of PC31SHWM.
STORAGE_PGM_EUDSA		FLOAT	Peak program storage above the 16MB line in the extended user dynamic storage area (EUDSA), in bytes. This is the maximum of PC31UHWM.
STORAGE_PGM_RDSA		FLOAT	Peak program storage below the 16MB line in the read-only dynamic storage area (RDSA). This is a subset of STORAGE_PGM_B16M. This is the maximum of PC24RHWM.
STORAGE_PGM_SDSA		FLOAT	Peak program storage below the 16MB line in the shared dynamic storage area (SDSA). This is a subset of STORAGE_PGM_B16M. This is the maximum of PC24SHWM.

Common fields for subcomponents 1, 4, 8, 11

Column name		Data type	Description
STORAGE_PGM_TOTAL		FLOAT	Peak program storage both above and below the 16MB line, in bytes. This is the maximum of PCSTGHWM.
STORAGE_PGM_UDSA		FLOAT	Peak program storage below the 16MB line in the user dynamic storage area (UDSA), in bytes. This is the maximum of PC24UHWM.
STORAGE_TIOA_MAX		FLOAT	Peak terminal storage allocated to the terminal for one transaction, in bytes. This is the maximum of TCSTG.
STORAGE_TIOA_SUM		FLOAT	Terminal storage allocated to the terminal associated with this transaction, if applicable, in bytes. This is the sum of TCSTG.
STORAGE_UDSA_MAX		FLOAT	Peak user storage allocated below the 16MB line in the user dynamic storage area (UDSA), in bytes. This is the maximum of SCUSRHWM.
SUSPENDS		FLOAT	Number of times tasks were suspended. This is the sum of SUSPTIME.
SUSPEND_SEC		FLOAT	Total elapsed time, in seconds, that tasks were suspended by the dispatcher. This is the sum of SUSPTIME.
SYNCDLY_CLOCK		FLOAT	Elapsed time that the user task waited for a SYNC request to be issued by its parent transaction. From SYNCDLY.
SYNCDLY_COUNT		FLOAT	Number of times that the user task waited for a SYNC request to be issued by its parent transaction. From SYNCDLY.
SYNCPOINT_REQUESTS		FLOAT	Number of SYNCPOINT requests. This is the sum of SPSYNCT.
SYNCTIME_CLOCK		FLOAT	Total elapsed time that the user task was dispatched and was processing Syncpoint requests. This is from SYNCTIME.
SYNCTIME_COUNT		FLOAT	Number of times that the user task was dispatched and was processing Syncpoint requests. This is the sum of SYNCTIME.
TC_ALLOCATE_REQ		FLOAT	Number of TCTTE ALLOCATE requests issued by tasks for APPC, LUTYPE6.1, and IRC sessions. This is the sum of TCALLOC.
TC_IO_WAITS		FLOAT	Number of terminal control I/O waits. This includes LUTYPE6.1 communication waits for CICS V3 data. (See LU61_IO_WAITS for CICS V4 and later.) This is the sum of TCIOWTT.
TC_IO_WAIT_SEC		FLOAT	Terminal control I/O wait time, in seconds. This includes LUTYPE6.1 communication wait time for CICS V3 data. (See LU61_IO_WAIT_SEC for CICS V4 and later.) This is the sum of TCIOWTT.
TCB_ATTACH_COUNT		FLOAT	Number of CICS TCBs attached by the user task. From TCBATTCT.
TCB_CHANGE_MODES		FLOAT	The number of CICS change-TCB modes issued by the user task. From CHMODECT. This column is superseded by columns REDISPATC_COUNT and REDISPATC_WAIT_SEC from CTS 3.1+.
TCLSNAME_DELAY_SEC		FLOAT	Time waiting for the first dispatch caused by transaction class limits being reached, in seconds. This is the sum of TCLDELAY.
TCP_SERVICE		CHAR(8)	Name of the CP/IP service. From TCPSRVCE.

Common fields for subcomponents 1, 4, 8, 11

Column name		Data type	Description
TD_GET_REQUESTS		FLOAT	Number of transient data GET requests. This is the sum of TDGETCT.
TD_IO_WAITS		FLOAT	Number of transient data I/O waits. This is valid for CICS V3 and later. This is the sum of TDIOWTT.
TD_IO_WAIT_SEC		FLOAT	Transient data I/O wait time, in seconds. This is valid for CICS V3 and later. This is the sum of TDIOWTT.
TD_PURGE_REQUESTS		FLOAT	Number of transient data PURGE requests. This is the sum of TDTPURCT.
TD_PUT_REQUESTS		FLOAT	Number of transient data PUT requests. This is the sum of TDPUTCT.
TD_REQUESTS_TOTAL		FLOAT	Total number of transient data requests. This is the sum of TDTOTCT.
TOT_NO_SOCKET		FLOAT	Total number of socket requests. From SOTOTCT.
TRANSACTION_COUNT		FLOAT	Total number of performance class monitoring records with RTYPE = T indicating task termination. This is valid for CICS V3 and later. See RECORDS for earlier versions of CICS.
TRANSACTION_FLAG		CHAR(8)	Transaction flags. A string of 64 bits used for signalling the transaction definition and status information. From TRANFLAG.
TRANS_FACILITY_NAM		CHAR(8)	Transaction facility name. From FCTYNAME.
TERM_CONNECT_NAME		CHAR(4)	Terminal session connection name. From TERMCNNM.
TERM_INFO		CHAR(4)	Terminal or session information for this tasks principal facility as identified in the TERM field id 002. This field is null if the task is not associated with a terminal or session. From TERMINFO.
TS_AUX_PUT_REQ		FLOAT	Number of auxiliary temporary storage PUT requests. This is the sum of TSPUTACT.
TS_GET_REQUESTS		FLOAT	Number of temporary storage GET requests. This is the sum of TSGETCT.
TS_IO_WAITS		FLOAT	Number of temporary storage I/O waits. This is the sum of TSIOWTT.
TS_IO_WAIT_SEC		FLOAT	Temporary storage I/O wait time, in seconds. This is the sum of TSIOWTT.
TS_MAIN_PUT_REQ		FLOAT	Number of main temporary storage PUT requests. This is the sum of TSPUTMCT.
TS_REQUESTS_TOTAL		FLOAT	Total number of temporary storage requests. This is the sum of TSTOTCT.
TSSHWAIT_CLOCK		FLOAT	Elapsed time that the user task waited for the completion of an asynchronous shared temporary storage request to a temporary storage data server. From TSSHWAIT.
TSSHWAIT_COUNT		FLOAT	Number of times that the user task waited for the completion of an asynchronous shared temporary storage request to a temporary storage data server. From TSSHWAIT.
WMQGETWT_CLOCK			The elapsed time the user task waited for WebSphere MQ to service the user tasks GETWAIT request. From WMQGETWT.
WMQGETWT_COUNT			The number of times the user task waited for WebSphere MQ to service the user tasks GETWAIT request. From WMQGETWT.

Common fields for subcomponents 1, 4, 8, 11

Column name		Data type	Description
WORKLOAD_REPCLASS		CHAR(8)	MVS Workload Manager (WLM) report class for this transaction. This field is null if the transaction was WLM-classified in another CICS region. From RPTCLASS.
WORKLOAD_SERVCLASS		CHAR(8)	MVS Workload Manager (WLM) service class for this transaction. This field is null if the transaction was WLM-classified in another CICS region. From SRVCLASS.
WTCEWAIT_CLOCK		FLOAT	Elapsed time that the user task waited for one or more Event Control Blocks (ECBs) or the completion of an event. From WTEXWAIT.
WTCEWAIT_COUNT		FLOAT	Number of times that the user task waited for one or more ECBs or the completion of an event. From WTEXWAIT.
WTEXWAIT_CLOCK		FLOAT	Elapsed time that the user task waited for one or more ECBs, passed to CICS by the user task. From WTEXWAIT.
WTEXWAIT_COUNT		FLOAT	Number of times that the user task waited for one or more ECBs, passed to CICS by the user task. From WTEXWAIT.
X8CPUT_CLOCK		FLOAT	The processor time during which the user task was dispatched by the CICS dispatcher domain on a CICS X8 mode TCB. When a transaction invokes a C or C++ program that was compiled with the XPLINK option, and that is defined with EXECKEY= CICS, it is allocated and uses a CICS X8 mode TCB. From X8CPUT.
X8CPUT_COUNT		FLOAT	Number of times the user task was dispatched by the CICS dispatcher domain on a CICS X8 mode TCB. This field is related to XPlink support. From X8CPUT.
X9CPUT_CLOCK		FLOAT	The processor time during which the user task was dispatched by the CICS dispatcher domain on a CICS X9 mode TCB. When a transaction invokes a C or C++ program that was compiled with the XPLINK option, and that is defined with EXECKEY= USER, it is allocated and uses a CICS X9 mode TCB. From X9CPUT.
X9CPUT_COUNT		FLOAT	Number of times the user task was dispatched by the CICS dispatcher domain on a CICS X9 mode TCB. This field is related to XPlink support. From X9CPUT.
XPTCBS_WAIT_SEC		FLOAT	The elapsed time, in seconds, in which the user task waited to obtain a CICS XP TCB (C8 or X9 mode), because the CICS system had reached the limit set by the system parameter MAXXPTCBS. From MAXXTDLY.

Common fields for the business transaction service (BTS):

This table shows the fields that come after the key columns.

Column name		Data type	Description
Key columns	K		See under the table heading.
BTS_ACQUIRE_REQS		FLOAT	Number of CICS BTS acquire process or acquire activity requests issued by the user task. From BAACQACT.
BTS_DEFACT_COUNT		FLOAT	Number of CICS BTS define activity requests issued by the user task. From BADACTCT.
BTS_DEFPRC_COUNT		FLOAT	Number of CICS BTS define process requests issued by the user task. From BADPROCT.
BTS_DELETE_COUNT		FLOAT	Number of CICS BTS delete process or delete activity requests issued by the user task. From BADCPACT.

Common fields for the business transaction service

Column name		Data type	Description
BTS_DGPACT_CONTAI		FLOAT	Number of CICS BTS delete, get, or put container requests for activity data containers issued by the user task. From BAACDCCT.
BTS_DGPPROC_CONTAI		FLOAT	Number of CICS BTS delete, get, or put container requests for process data containers issued by the user task. From BAPRDCCT.
BTS_LINK_COUNT		FLOAT	Number of CICS BTS link process or link activity requests that the user task issued. From BALKPACT.
BTS_RESET_COUNT		FLOAT	Number of CICS BTS reset process or reset activity requests issued by the user task. From BARSPACT.
BTS_RESUME_COUNT		FLOAT	Number of CICS BTS resume process or resume activity requests issued by the user task. From BARMPACT.
BTS_RETR_COUNT		FLOAT	Number of CICS BTS retrieve-reattach event requests issued by the user task. From BADFIECT.
BTS_RUN_ASYNC_COUNT		FLOAT	Number of CICS BTS run process or run activity requests that the user task made to execute a child process or activity asynchronously. From BARASYCT.
BTS_RUN_SYNC_COUNT		FLOAT	Number of CICS BTS run process or run activity requests that the user task made to execute a child process or activity synchronously. From BARSYNCT.
BTS_SUSPEND_COUNT		FLOAT	Number of CICS BTS suspend process or suspend activity requests issued by the user task. From BASUPACT.
BTS_TIMEREV_REQS		FLOAT	Number of CICS BTS timer-associated event requests issued by the user task. From BATIAECT.
BTS_TOT_REQS		FLOAT	Number of CICS BTS acquire process and acquire activity requests issued by the user task. From BATOTACT.
BTS_TOTACT_CONTAI		FLOAT	Total number of CICS BTS process or activity container requests issued by the user task. From BATOTCCT.
BTS_TOTEVENT_REQS		FLOAT	Total number of CICS BTS event requests issued by the user task. From BATOTECT.
RECORDS		FLOAT	Total number of performance class monitoring records. This is the number of log records summarized.
TRANSACTION_COUNT		FLOAT	Total number of performance class monitoring records with RTYPE=T indicating task termination. This is valid for CICS V3 and later. For earlier versions of CICS, see the column RECORDS in this table.

Common fields for the Channel and Container usage for data transfer (CHN):

This table shows the fields that come after the key columns.

Column name		Data type	Description
RECORDS		FLOAT	Total number of performance class monitoring records. This is the number of log records summarized.
TRANSACTION_COUNT		FLOAT	Total number of performance class monitoring records with RTYPE=T indicating task termination.
START_CHAN_LREQS		FLOAT	Total number of local interval control START requests, with the CHANNEL option, issued by the user task. From ICSTACCT.

Common fields for the Channel and Container usage for data transfer

Column name		Data type	Description
LREQS_BYTES		FLOAT	Total length, in bytes, of the data in the containers of all the locally-executed START CHANNEL requests issued by the user task. This total includes the length of any headers to the data. From ICSTACDL.
START_CHAN_RREQS		FLOAT	Total number of interval control START CHANNEL requests, to be executed on remote systems, issued by the user task. From ICSTRCCT.
RREQS_BYTES		FLOAT	Total length, in bytes, of the data in the containers of all the remotely-executed START CHANNEL requests issued by the user task. This total includes the length of any headers to the data. From ICSTRCDL.
DPL_REQS_BYTES		FLOAT	Total length, in bytes, of the data in the containers of all the distributed program link (DPL) requests, with the CHANNEL option, issued by the user task. This total includes the length of any headers to the data. From PCDLCSDL.
DPLRET_REQS_BYTES		FLOAT	Total length, in bytes, of the data in the containers of all DPL RETURN CHANNEL commands issued by the user task. This total includes the length of any headers to the data. From PCDLCRDL.
LINK_CHAN_REQS		FLOAT	Number of local program LINK requests, with the CHANNEL option, issued by the user task. From PCLNKCCT.
XCTL_CHAN_REQS		FLOAT	Number of program XCTL requests issued with the CHANNEL option by the user task. From PCXCLCCT.
DPL_CHAN_REQS		FLOAT	Number of program distributed program link (DPL) requests issued with the CHANNEL option by the user task. From PCDPLCCT.
RET_CHAN_REQS		FLOAT	Number of remote pseudoconversational RETURN requests, with the CHANNEL option, issued by the user task. From PCRTNCCT.
RET_CHAN_BYTES		FLOAT	Total length, in bytes, of the data in the containers of all the remote pseudoconversational RETURN CHANNEL commands issued by the user task. This total includes the length of any headers to the data. From PCRTNCDL.
CHAN_CONTAIN_REQS		FLOAT	Number of CICS requests for channel containers issued by the user task. From PGTOTCCT.
CHAN_BRWCONT_REQS		FLOAT	Number of CICS browse requests for channel containers issued by the user task. From PGBRWCCT.
CHAN_GETCONT_REQS		FLOAT	Number of GET CONTAINER requests for channel containers issued by the user task. From PGGETCCT.
CHAN_PUTCONT_REQS		FLOAT	Number of PUT CONTAINER requests for channel containers issued by the user task. From PGPUTCCT.
CHAN_MOVCONT_REQS		FLOAT	Number of MOVE CONTAINER requests for channel containers issued by the user task. From PGMOVCCT.
CHAN_GETCONT_BYTES		FLOAT	The total length, in bytes, of the data in the containers of all the GET CONTAINER CHANNEL commands issued by the user task. From PGGETCDL.
CHAN_PUTCONT_BYTES		FLOAT	CHANNEL commands issued by the user task. From PGPUTCDL.
CHAN_MOVEPUT_CONT		FLOAT	The number of containers created by MOVE and PUT CONTAINER requests for channel containers issued by the user task. From PGCRECCT.

Common fields for the document handler

Common fields for the document handler (DOC):

This table shows the fields that come after the key columns.

Column name		Data type	Description
Key columns	K		See under the table heading.
DOCHND_CRT_COUNT		FLOAT	Number of document handler CREATE requests issued by the user task. From DHCRECT.
DOCHND_INS_COUNT		FLOAT	Number of document handler INSERT requests issued by the user task. From DHINSCT.
DOCHND_RETR_COUNT		FLOAT	Number of document handler RETRIEVE requests issued by the user task. From DHRETCT.
DOCHND_SET_COUNT		FLOAT	Number of document handler SET requests issued by the user task. From DHSETCT.
DOCHND_TOT_COUNT		FLOAT	Number of document handler requests issued by the user task. From DHTOTCT.
DOCHND_TOTCREDOCL		FLOAT	Number of all documents created by the user task. From DHTOTDCL.
RECORDS		FLOAT	Total number of performance class monitoring records. This is the number of log records summarized.
TRANSACTION_COUNT		FLOAT	Total number of performance class monitoring records with RTYPE=T indicating task termination. This is valid for CICS V3 and later. For earlier versions of CICS, see the column RECORDS in this table.

Common fields for the Web interface (WEB):

This table shows the fields that come after the key columns.

Column name		Data type	Description
Key columns	K		See under the table heading.
BEANTOT_REQ_NUM		FLOAT	The total of beans occurred. From EJBTOTCT.
NO_WEB_BROWSE		FLOAT	Number of WEB browse requests. From WBBRWCT.
NO_WEB_EXTRACT		FLOAT	Number of WEB extract requests. From WBEXTRCT.
NO_WEB_READ		FLOAT	Number of WEB read requests. From WBREADCT.
NO_WEB_WRITE		FLOAT	Number of WEB write requests. From WBWRITCT.
RECORDS		FLOAT	Total number of performance class monitoring records. This is the number of log records summarized.
TRANSACTION_COUNT		FLOAT	Total number of performance class monitoring records with RTYPE=T indicating task termination. This is valid for CICS V3 and later. For earlier versions of CICS, see the column RECORDS in this table.
WEB_CHARS_RECEIVED		FLOAT	Number of characters received by the CICS Web interface RECEIVE requests issued by the user task. From WBCHRIN.
WEB_CHARS_SENT		FLOAT	Number of characters sent by the CICS Web interface SEND requests issued by the user task. From WBRCHROUT.
WEBH_BROWSE_REQS		FLOAT	Number of CICS Web support BROWSE HTTPHEADER requests (STARTBROWSE, READNEXT, and ENDBROWSE) issued by the user task when CICS is an HTTP client. From WBBRWCT.

Common fields for the Web interface

Column name		Data type	Description
WEBH_BYTES_RECV		FLOAT	Number of bytes received by the RECEIVE and CONVERSE requests issued by the user task when CICS is an HTTP client. From WBCHRIN1.
WEBH_BYTES_SENT		FLOAT	Number of bytes sent by the SEND and CONVERSE requests issued by the user task when CICS is an HTTP client. From WBCHROU1.
WEBH_INVOKEWS_REQS		FLOAT	Number of CICS INVOKE WEBSERVICE requests issued by the user task. From WBIWBSCT.
WEBH_PARSEURL_REQS		FLOAT	Number of PARSE URL requests issued by the user task. From WBPARSCT.
WEBH_READ_REQS		FLOAT	Number of WEB READ HTTPHEADER requests issued by the user task when CICS is an HTTP client. From WBREDOCT.
WEBH_READTEM_BYTES		FLOAT	Total length, in bytes, of the data read from the repository in temporary storage by the user task. From WBREPRDL.
WEBH_RECV_REQS		FLOAT	Number of WEB RECEIVE and CONVERSE requests issued by the user task when CICS is an HTTP client. From WBRCVIN1.
WEBH_SEND_REQS		FLOAT	Number of WEB SEND and CONVERSE requests issued by the user task when CICS is an HTTP client. From WBSNDOU1.
WEBH_WRITTEM_BYTES		FLOAT	Total length, in bytes, of the data written to the repository in temporary storage by the user task. From WBREPWDL.
WEBH_WRITE_REQS		FLOAT	Number of WEB WRITE HTTPHEADER requests issued by the user task when CICS is an HTTP client. From WBWRTOCT.
WEB_RECV_REQS		FLOAT	Number of CICS Web interface RECEIVE requests issued by the user task. From WBRCVCT.
WEB_REPOREAD_REQS		FLOAT	Number of reads from repository in shared temporary storage issued by the user task. From WBREPRCT.
WEB_REPOWRITE_REQS		FLOAT	Number of writes in shared temporary storage issued by the user task. From WBREPWCT.
WEB_SEND_REQS		FLOAT	Number of CICS Web interface SEND requests issued by the user task. From WBSENDCT.
WEB_TOT_REQS		FLOAT	Number of CICS Web interface requests issued by the user task. From WBTOTCT.

2. DBCTL subcomponent

The data tables described in this section are for the database control (DBCTL) subcomponent, which summarizes (by transaction and user) DBCTL data gathered by the CICS monitoring facility (CMF). These tables contain the DBCTL monitoring fields.

CICS_DBCTL_USR_H, _D, _W:

These tables provide hourly, daily, and weekly statistics on CICS transactions. They contain information from the DBCTL fields in the performance class monitoring record.

The default retention periods for these tables are:

7 days for CICS_DBCTL_USR_H

30 days for CICS_DBCTL_USR_D

565 days for CICS_DBCTL_USR_W

DBCTL subcomponent data tables

Column name		Data type	Description
DATE	K	DATE	Date when the transaction was started. From START.
PERIOD_NAME	K	CHAR(8)	Time period. This is the name that you define in the PERIOD_PLAN table. Use it to group time intervals according to operator shift or to separate peak and other periods.
TIME	K	TIME	The hour when the performance records were initialized. It applies only to the _H table. From START.
MVS_SYSTEM_ID	K	CHAR(4)	MVS system ID. This is the SMF system ID. From SMFMNSID.
CICS_SYSTEM_ID	K	CHAR(8)	CICS generic ID. This is the VTAM application ID that is used when requesting a session with this CICS system. When XRF is used, the two systems have the same generic but different specific IDs. From SMFMNPRN.
USER_ID	K	CHAR(8)	User ID. From USERID.
TRANSACTION_ID	K	CHAR(8)	Transaction identifier. From TRAN.
PSB_NAME	K	CHAR(8)	Name of the PSB. From DBCTL_NPSB.
DEDB_CALL_CNT		INTEGER	Number of Data Entry Data Base (DEDB) calls. This is the sum of DBCTL_DECL.
DEDB_READ_CNT		INTEGER	Number of Data Entry Data Base (DEDB) read requests. This is the sum of DBCTL_DERD.
DLI_CALL_CNT		INTEGER	Number of DL/I requests. This is the sum of DBCTL_TOTC.
DLI_DEL_CALL_CNT		INTEGER	Number of DL/I Delete requests. This is the sum of DBCTL_DLET.
DLI_GHN_CALL_CNT		INTEGER	Number of DL/I Get Hold Next (GHN) requests. This is the sum of DBCTL_GHN.
DLI_GHNP_CALL_CNT		INTEGER	Number of DL/I Get Hold Next within Parent (GHNP) requests. This is the sum of DBCTL_GHNP.
DLI_GHU_CALL_CNT		INTEGER	Number of DL/I Get Hold Unique (GHU) requests. This is the sum of DBCTL_GHU.
DLI_GN_CALL_CNT		INTEGER	Number of DL/I Get Next (GN) requests. This is the sum of DBCTL_GN.
DLI_GNP_CALL_CNT		INTEGER	Number of DL/I Get Next within Parent (GNP) requests. This is the sum of DBCTL_GNP.
DLI_GU_CALL_CNT		INTEGER	Number of DL/I Get Unique (GU) requests. This is the sum of DBCTL_GU1.
DLI_INS_CALL_CNT		INTEGER	Number of DL/I Insert requests. This is the sum of DBCTL_ISRT.
DLI_IO_CNT		INTEGER	DL/I I/O count. Accounting data from the PST (PSTACCT). This is the sum of DBCTL_DBIO.
DLI_IO_TIME_USEC		FLOAT	DL/I I/O time, in microseconds. This is the sum of DBCTL_TMIO.
DLI_REP_CALL_CNT		INTEGER	Number of DL/I Replace requests. This is the sum of DBCTL_REPL.
EXL_DEQ_CNT		INTEGER	Number of exclusive dequeues. This is the sum of DBCTL_EXDQ.
EXL_ENQ_CNT		INTEGER	Number of exclusive enqueues. This is the sum of DBCTL_EXEQ.
FASTPATH_RESERV		INTEGER	Reserved for Fast Path.

DBCTL subcomponent data tables

Column name		Data type	Description
INTENCON_WAIT_USEC		FLOAT	Wait time for intent conflict, in microseconds. In a PSB schedule, when an intent conflict is detected, the schedule request must wait. This is the sum of DBCTL_INTC.
OVERFLOW_BUFF_CNT		INTEGER	Number of overflow buffers used. This is the sum of DBCTL_OVFN.
PGM_ISO_LOCK_USEC		FLOAT	Time spent in Program Isolation (PI) locking, in microseconds. This is the sum of DBCTL_TLOC.
POOLSPAC_WAIT_USEC		FLOAT	Wait time for pool space, in microseconds. In a PSB schedule, when the pool space is insufficient for PSB/DMB blocks, the schedule request must wait. This is the sum of DBCTL_POOL.
RECORDS		INTEGER	Total number of performance class monitoring records. This is the number of log records summarized.
SCHED_PROCESS_USEC		FLOAT	Time to schedule the PSB, in microseconds. This is the sum of DBCTL_SCHT.
TEST_DEQ_CNT		INTEGER	Number of test dequeues. This is the sum of DBCTL_TSDQ.
TEST_ENQ_CNT		INTEGER	Number of test enqueues. This is the sum of DBCTL_TENQ.
THREAD_CPU_SEC		FLOAT	Thread CPU time, in seconds.
UNIT_WORK_CONT_CNT		INTEGER	Number of unit-of-work contentions. Sum of DBCTL_UOWC.
UPD_DEQ_CNT		INTEGER	Number of update dequeues. This is the sum of DBCTL_UPDQ.
UPD_ENQ_CNT		INTEGER	Number of update enqueues. This is the sum of DBCTL_UENQ.
WAIT_DEDB_BUFF_CNT		INTEGER	Number of waits for a Data Entry Data Base (DEDB) buffer. This is the sum of DBCTL_BFWT.
WAIT_EXL_ENQ_CNT		INTEGER	Number of waits for exclusive enqueues. This is the sum of DBCTL_WEXQ.
WAIT_TEST_ENQ_CNT		INTEGER	Number of waits for test enqueues. This is the sum of DBCTL_WTEQ.
WAIT_UPD_ENQ_CNT		INTEGER	Number of waits for update enqueues. This is the sum of DBCTL_WUEQ.

3. DL/I subcomponent

The data tables described in this section are for the Data Language/I (DL/I) subcomponent, which summarizes (by transaction and user) DL/I data gathered by the CICS monitoring facility (CMF). These tables contain the DL/I monitoring fields.

CICS_DLI_USR_H, _D, _W:

These tables provide statistics on CICS transactions, grouped by user ID. They contain information from the DL/I fields in the performance class monitoring record.

The default retention periods for these tables are:

7 days for CICS_DLI_USR_H

30 days for CICS_DLI_USR_D

565 days for CICS_DLI_USR_W

Column name		Data type	Description
DATE	K	DATE	Date when the transaction was started. From START.

DL/I subcomponent data tables

Column name		Data type	Description
PERIOD_NAME	K	CHAR(8)	Derived from fields SMFMNSID, SMFMNDTE and SMFSMNME using the PERIOD function.
TIME	K	TIME	The hour when the performance records were initialized. It applies only to the _H table. From START.
MVS_SYSTEM_ID	K	CHAR(4)	MVS system ID. This is the SMF system ID. From SMFMNSID.
CICS_SYSTEM_ID	K	CHAR(8)	CICS generic ID. This is the VTAM application ID that is used when requesting a session with this CICS system. When XRF is used, the two systems have the same generic but different specific IDs. From SMFMNPRN.
USER_ID	K	CHAR(8)	User ID at task creation. This can also be the remote user ID for a task created as the result of receiving an ATTACH request across an MRO or APPC link with attach-time security. From USERID.
TRANSACTION_ID	K	CHAR(4)	Transaction identifier. From TRAN.
CALL_CNT		INTEGER	Number of DL/I calls. This is the sum of DLI_CLK3_COUNT.
CALL_ELAPS_SEC		FLOAT	Elapsed time for DL/I calls, in seconds. From DLI_CLK3_CLOCK.
DELETE_CALL_CNT		INTEGER	Number of DELETE requests. This is the sum of DLI_DELETE.
GET_HOLD_NEXT_CNT		INTEGER	Number of Get Hold Next (GHN) requests. This is the sum of DLI_GETHN.
GET_HOLD_NEXTP_CNT		INTEGER	Number of Get Hold Next within Parent (GHNP) requests. This is the sum of DLI_GETGHNP.
GET_HOLD_UNIQ_CNT		INTEGER	Number of Get Hold Unique (GHU) requests. This is the sum of DLI_GETHU.
GET_NEXT_PAR_CNT		INTEGER	Number of Get Next within Parent (GNP) requests. This is the sum of DLI_GETNP.
GET_NEXT_REQ_CNT		INTEGER	Number of Get Next (GN) requests. This is the sum of DLI_GETN.
GET_UNIQ_REQ_CNT		INTEGER	Number of Get Unique (GU) requests. This is the sum of DLI_GETU.
INSERT_CALL_CNT		INTEGER	Number of Insert requests. This is the sum of DLI_INSERT.
IO_WAIT_CNT		INTEGER	Number of DL/I I/O waits. This is the sum of DLI_CLK4_COUNT.
IO_WAIT_TIME		FLOAT	DL/I I/O wait time, in seconds. From DLI_CLK4_CLOCK.
PSB_SCHED_ACT_CNT		INTEGER	Number of PSB terminations. This is the sum of DLI_CLK2_COUNT.
PSB_SCHED_ACT_SEC		FLOAT	Time that a PSB was scheduled, in seconds. This is measured from completion of the schedule request to termination. From DLI_CLK2_CLOCK.
PSB_SCHED_REQ_CNT		INTEGER	Number of PSB schedule requests. This is the sum of DLI_CLK1_COUNT.
PSB_SCHED_REQ_SEC		FLOAT	Time to service PSB schedule requests, in seconds. From DLI_CLK1_CLOCK.
RECORDS		INTEGER	Number of performance class monitoring records. This is the number of log records summarized.
REPLACE_CALL_CNT		INTEGER	Number of Replace requests. This is the sum of DLI_REPLACE.

Basic application analysis subcomponent data tables

4. Basic application analysis subcomponent

The data tables described in this section are for the basic application analysis subcomponent, which summarizes CMF-gathered transaction data by application.

CICS_A_BASIC_H, _W:

These tables provide hourly and weekly statistics on CICS transactions, grouped by application name. They contain information from CICS performance class monitoring records from CICS/ESA and CICS/TS (SMF 110, subtype 1) and CICS/MVS (SMF 110, subtype 0).

The default retention periods for these tables are:

14 days for CICS_A_BASIC_H

565 days for CICS_A_BASIC_W

Column name		Data type	Description
DATE	K	DATE	Date when the performance records were initialized. This is normally the task start date. From START.
PERIOD_NAME	K	CHAR(8)	Time period. This is the name that you define in the PERIOD_PLAN table. Use it to group time intervals according to operator shift or to separate peak and other periods.
TIME	K	TIME	The hour when the performance records were initialized. It applies only to the _H table. From START.
MVS_SYSTEM_ID	K	CHAR(4)	MVS system ID. This is the SMF system ID. From SMFMNSID.
CICS_SYSTEM_ID	K	CHAR(8)	CICS generic APPLID. This is the VTAM application ID that is used when requesting a session with this CICS system. From SMFMNPRN.
APPLICATION_NAME	K	CHAR(18)	Application name. This comes from the CICS_LOOKUP_APPL lookup table.
RESPONSE_OBJ_SEC		FLOAT	Response-time objective for this application. This is from APPL_RESP_BND1_SEC in the CICS_LOOKUP_APPL lookup table.
BFDGST_COUNT		FLOAT	The total number of EXEC CICS BIF DIGEST commands issued by the user task. From BFDGSTCT.
BFTOT_COUNT		FLOAT	The total number of EXEC CICS BIF DEEDIT and BIF DIGEST commands issued by the user task.
ECEFOP_COUNT		FLOAT	The number of event filter operations performed by the user task. From ECEFOPCT.
ECEVNT_COUNT		FLOAT	The number of events captured by user task. From ECEVNTCT.
ECSIGE_COUNT		FLOAT	The total number of EXEC CICS SIGNAL EVENT commands issued by the user task. From ECSIGECT.
EICTOT_COUNT		FLOAT	The total number of EXEC CICS commands issued by the user task. From EICTOTCT.
JVMTHDWT_CLOCK		FLOAT	The elapsed time that the user task waited to obtain a JVM server thread because the CICS system had reached the thread limit for a JVM server. From JVMTHDWT_CLOCK.
JVMTHDWT_COUNT		FLOAT	The number of times when the user task waited to obtain a JVM server thread because the CICS system had reached the thread limit for a JVM. server. From JVMTHDWT_COUNT.

Basic application analysis subcomponent data tables

Column name		Data type	Description
MAXTTDLY_CLOCK		FLOAT	The elapsed time in which the user task waited to obtain a T8 TCB, because the CICS system reached the limit of available threads. From MAXTTDLY_CLOCK.
MAXTTDLY_COUNT		FLOAT	The number of times when the user task waited to obtain a T8 TCB, because the CICS system reached the limit of available threads. From MAXTTDLY_COUNT.
T8CPUT_CLOCK		FLOAT	The processor time during which the user task was dispatched by the CICS dispatcher domain on a CICS T8 mode TCB. From T8CPUT_CLOCK.
T8CPUT_COUNT		FLOAT	The number of times when the user task was dispatched by the CICS dispatcher domain on a CICS T8 mode TCB. From T8CPUT_COUNT.
TIASKT_COUNT		FLOAT	The number of EXEC CICS ASKTIME commands issued by the user task. From TIASKTCT.
TITOT_COUNT		FLOAT	The total number of EXEC CICS ASKTIME, CONVERTTIME, and FORMATTIME commands issued by the user task. From TITOTCT.
XML_CPU_COUNT		FLOAT	The number of times a document was converted using zOS XML System Services parser. From MLXSSCTM_CT.
XML_CPU_SEC		FLOAT	The CPU time taken to convert a document using zOS XML System Services parser. From MLXSSCTM_TOD.
Remaining fields			See "Common fields for subcomponents 1, 4, 8, and 11" on page 145.

CICSBTS_A_BASIC_H, _W:

These tables provide hourly and weekly statistics on CICS transactions, grouped by application name. They contain information from CICS performance class monitoring records from CICS/TS (SMF 110, subtype 1) related to the business transaction service (BTS).

The default retention periods for these tables are:

14 days for CICSBTS_A_BASIC_H

565 days for CICSBTS_A_BASIC_W

Column name		Data type	Description
DATE	K	DATE	Date when the performance records were initialized. This is normally the task start date. From START.
PERIOD_NAME	K	CHAR(8)	Time period. This is the name that you define in the PERIOD_PLAN table. Use it to group time intervals according to operator shift or to separate peak and other periods.
TIME	K	TIME	The hour when the performance records were initialized. It applies only to the _H table. From START.
MVS_SYSTEM_ID	K	CHAR(4)	MVS system ID. This is the SMF system ID. From SMFMNSID.
CICS_SYSTEM_ID	K	CHAR(8)	CICS generic APPLID. This is the VTAM application ID that is used when requesting a session with this CICS system. From SMFMNPRN.
APPLICATION_NAME	K	CHAR(18)	Application name. This comes from the CICS_LOOKUP_APPL lookup table.
RECORDS		FLOAT	Total number of performance class monitoring records. This is the number of log records summarized.

Basic application analysis subcomponent data tables

Column name		Data type	Description
TRANSACTION_COUNT		FLOAT	Total number of performance class monitoring records with RTYPE=T indicating task termination. This is valid for CICS V3 and later. For earlier versions of CICS, see the column RECORDS in this table.
Remaining fields			See "Common fields for the business transaction service (BTS)" on page 158.

CICSCHN_A_BASIC_H, _W:

These tables provide hourly and weekly statistics related to the use of channels and containers for data transfer between programs. They contain information from CICS performance class monitoring records from CICS/TS (SMF 110, subtype 1) grouped by application name.

The default retention periods are:

14 days for CICSCHN_A_BASIC_H

365 days for CICSCHN_A_BASIC_W

Column name		Data type	Description
DATE	K	DATE	Date when the performance records were initialized. This is normally the task start date. From START.
PERIOD_NAME	K	CHAR(8)	Time period. This is the name that you define in the PERIOD_PLAN table. Use it to group time intervals according to operator shift or to separate peak and other periods.
TIME	K	TIME	Used only in CICSCHN_A_BASIC_H. The hour when the performance records were initialised. From START. (For _H table only.)
MVS_SYSTEM_ID	K	CHAR(4)	MVS system ID. This is the SMF system ID. From SMFMNSID.
CICS_SYSTEM_ID	K	CHAR(8)	CICS generic APPLID. This is the VTAM application ID that is used when requesting a session with this CICS system. From SMFMNPRN.
APPLICATION_NAME	K	CHAR(18)	Application name. This comes from the CICS_LOOKUP_APPL lookup table.
Remaining fields			See "Common fields for the Channel and Container usage for data transfer (CHN)" on page 159.

CICSDOC_A_BASIC_H, _W:

These tables provide hourly and weekly statistics on CICS transactions, grouped by application name. They contain information from CICS performance class monitoring records from CICS/TS (SMF 110, subtype 1) related to the document handler.

The default retention periods for these tables are:

14 days for CICSDOC_A_BASIC_H

565 days for CICSDOC_A_BASIC_W

Column name		Data type	Description
DATE	K	DATE	Date when the performance records were initialized. This is normally the task start date. From START.
PERIOD_NAME	K	CHAR(8)	Time period. This is the name that you define in the PERIOD_PLAN table. Use it to group time intervals according to operator shift or to separate peak and other periods.

Basic application analysis subcomponent data tables

Column name		Data type	Description
TIME	K	TIME	The hour when the performance records were initialized. It applies only to the _H table. From START.
MVS_SYSTEM_ID	K	CHAR(4)	MVS system ID. This is the SMF system ID. From SMFMNSID.
CICS_SYSTEM_ID	K	CHAR(8)	CICS generic APPLID. This is the VTAM application ID that is used when requesting a session with this CICS system. From SMFMNPRN.
APPLICATION_NAME	K	CHAR(18)	Application name. This comes from the CICS_LOOKUP_APPL lookup table.
RECORDS		FLOAT	Total number of performance class monitoring records. This is the number of log records summarized.
TRANSACTION_COUNT		FLOAT	Total number of performance class monitoring records with RTYPE=T indicating task termination. This is valid for CICS V3 and later. For earlier versions of CICS, see the column RECORDS in this table.
Remaining fields			See "Common fields for the document handler (DOC)" on page 161.

CICSWEB_A_BASIC_H, _W:

These tables provide hourly and weekly statistics on CICS transactions, grouped by application name. They contain information from CICS performance class monitoring records from CICS/TS (SMF 110, subtype 1) related to the Web interface activity.

The default retention periods for these tables are:

14 days for CICSWEB_A_BASIC_H

565 days for CICSWEB_A_BASIC_W

Column name		Data type	Description
DATE	K	DATE	Date when the performance records were initialized. This is normally the task start date. From START.
PERIOD_NAME	K	CHAR(8)	Time period. This is the name that you define in the PERIOD_PLAN table. Use it to group time intervals according to operator shift or to separate peak and other periods.
TIME	K	TIME	The hour when the performance records were initialized. It applies only to the _H table. From START.
MVS_SYSTEM_ID	K	CHAR(4)	MVS system ID. This is the SMF system ID. From SMFMNSID.
CICS_SYSTEM_ID	K	CHAR(8)	CICS generic APPLID. This is the VTAM application ID that is used when requesting a session with this CICS system. From SMFMNPRN.
APPLICATION_NAME	K	CHAR(18)	Application name. This comes from the CICS_LOOKUP_APPL lookup table.
ATOMSRVC_NAME		CHAR(8)	The name of the ATOMSERVICE resource definition used to process this task. From WBATMSNM.
INV_SOAP_COUNT		FLOAT	The total number of SOAP faults received in response to EXEC CICS INVOKE SERVICE and EXEC CICS INVOKE WEBSERVICE commands. From WBISSFCT.
PIPELINE_NAME		CHAR(8)	The name of the PIPELINE resource definition used to provide information about message handlers acting on service request processed by this task. From WBPIPLNM.

Basic application analysis subcomponent data tables

Column name		Data type	Description
PROGRAM_NAME		CHAR(8)	The name of the program from the URIMAP resource definition used to provide application-generated response to HTTP request processed by this task. From WBPROGNM
RECORDS		FLOAT	Total number of performance class monitoring records. This is the number of log records summarized.
SOAPF_COUNT		FLOAT	The total number of EXEC CICS SOAPFAULT ADD, CREATE, and DELETE commands issued by the user task. From WBSFTOCT.
SOAPFC_COUNT		FLOAT	The number of EXEC CICS SOAPFAULT CREATE commands issued by the user task. From WBSFCRCT.
SOAP_REQ_LEN		FLOAT	For Web service applications, the SOAP request body length. From WBSREQBL.
SOAP_RES_LEN		FLOAT	For Web service applications, the SOAP response body length. From WBSRSPBL.
TOT_DOC_LEN		FLOAT	The total length of the documents parsed using zOS XML System Services parser. From MLXSSTDL.
TRANSACTION_COUNT		FLOAT	Total number of performance class monitoring records with RTYPE=T indicating task termination. This is valid for CICS V3 and later. For earlier versions of CICS, see the column RECORDS in this table.
TRANDF_COUNT		FLOAT	The number of EXEC CICS TRANSFORM commands issued by user task. From MLXMLTCT.
URIMAP_NAME		CHAR(8)	The name of the URIMAP resource definition that was mapped to the URI of the inbound request processed by this task. From WBURIMNM.
WEBSRVC_NAME		CHAR(32)	The name of the WEBSERVICE resource definition used to process this task. From WBSVCENM.
WEBSRVC_OPNAME		CHAR(64)	The first 64 bytes of the Web service operation name. From WBSVOPNM.
WSACONTB_COUNT		FLOAT	The number of EXEC CICS WSACONTEXT BUILD commands issued by the user task. From WSABLCT.
WSACONTG_COUNT		FLOAT	The number of EXEC CICS WSACONTEXT GET commands issued by the user task. From WSAGTCT.
WSAEPRC_COUNT		FLOAT	The number of EXEC CICS WSAEPR CREATE commands issued by the user task. From WSAEPCCT.
WSADDR_COUNT		FLOAT	The total number of EXEC CICS WS-Addressing commands issued by the user task. From WSATOTCT.
XML_CPU_COUNT		FLOAT	The number of times a document was converted using zOS XML System Services parser. From MLXSSCTM_CT.
XML_CPU_SEC		FLOAT	The CPU time taken to convert a document using zOS XML System Services parser. From MLXSSCTM_TOD.
Remaining fields			See "Common fields for the Web interface (WEB)" on page 161.

5. DBCTL application analysis subcomponent

The data tables described in this section are for the DBCTL application analysis subcomponent, which summarizes CMF-gathered transaction data by application.

CICS_A_DBCTL_H, _W:

DBCTL application analysis subcomponent data tables

These tables provide hourly and weekly statistics on CICS transactions. They contain information from the DBCTL fields in the performance class monitoring record.

The default retention periods for these tables are:

30 days for CICS_A_DBCTL_H

565 days for CICS_A_DBCTL_W

Column name		Data type	Description
DATE	K	DATE	Date when the transaction was started. From START.
PERIOD_NAME	K	CHAR(8)	Time period. This is the name that you define in the PERIOD_PLAN table. Use it to group time intervals according to operator shift or to separate peak and other periods.
TIME	K	TIME	The hour when the performance records were initialized. It applies only to the _H table. From START.
MVS_SYSTEM_ID	K	CHAR(4)	MVS system ID. This is the SMF system ID. From SMFMNSID.
CICS_SYSTEM_ID	K	CHAR(8)	CICS generic ID. This is the VTAM application ID that is used when requesting a session with this CICS system. When XRF is used, the two systems have the same generic but different specific IDs. From SMFMNPRN.
APPLICATION_NAME	K	CHAR(18)	Application name. This comes from the CICS_LOOKUP_APPL lookup table.
PSB_NAME	K	CHAR(8)	Name of the PSB. From DBCTL_NPSB.
DEDB_CALL_CNT		INTEGER	Number of Data Entry Data Base (DEDB) calls. This is the sum of DBCTL_DECL.
DEDB_READ_CNT		INTEGER	Number of Data Entry Data Base (DEDB) read requests. This is the sum of DBCTL_DERD.
DLI_CALL_CNT		INTEGER	Number of DL/I requests. This is the sum of DBCTL_TOTC.
DLI_DEL_CALL_CNT		INTEGER	Number of DL/I Delete requests. This is the sum of DBCTL_DLET.
DLI_GHN_CALL_CNT		INTEGER	Number of DL/I Get Hold Next (GHN) requests. This is the sum of DBCTL_GHN.
DLI_GHNP_CALL_CNT		INTEGER	Number of DL/I Get Hold Next within Parent (GHNP) requests. This is the sum of DBCTL_GHNP.
DLI_GHU_CALL_CNT		INTEGER	Number of DL/I Get Hold Unique (GHU) requests. This is the sum of DBCTL_GHU.
DLI_GN_CALL_CNT		INTEGER	Number of DL/I Get Next (GN) requests. This is the sum of DBCTL_GN.
DLI_GNP_CALL_CNT		INTEGER	Number of DL/I Get Next within Parent (GNP) requests. This is the sum of DBCTL_GNP.
DLI_GU_CALL_CNT		INTEGER	Number of DL/I Get Unique (GU) requests. This is the sum of DBCTL_GU1.
DLI_INS_CALL_CNT		INTEGER	Number of DL/I Insert requests. This is the sum of DBCTL_ISRT.
DLI_IO_CNT		INTEGER	DL/I I/O count. Accounting data from the PST (PSTACCT). This is the sum of DBCTL_DBIO.
DLI_IO_TIME_USEC		FLOAT	DL/I I/O time, in microseconds. This is the sum of DBCTL_TMIO.
DLI_REP_CALL_CNT		INTEGER	Number of DL/I Replace requests. This is the sum of DBCTL_REPL.

DBCTL application analysis subcomponent data tables

Column name		Data type	Description
EXL_DEQ_CNT		INTEGER	Number of exclusive dequeues. This is the sum of DBCTL_EXDQ.
EXL_ENQ_CNT		INTEGER	Number of exclusive enqueues. This is the sum of DBCTL_EXEQ.
FASTPATH_RESERV		INTEGER	Reserved for Fast Path.
INTENCON_WAIT_USEC		FLOAT	Wait time for intent conflict, in microseconds. In a PSB schedule, when an intent conflict is detected, the schedule request must wait. This is the sum of DBCTL_INTC.
OVERFLOW_BUFF_CNT		INTEGER	Number of overflow buffers used. This is the sum of DBCTL_OVFN.
PGM_ISO_LOCK_USEC		FLOAT	Time spent in Program Isolation (PI) locking, in microseconds. This is the sum of DBCTL_TLOC.
POOLSPAC_WAIT_USEC		FLOAT	Wait time for pool space, in microseconds. In a PSB schedule, when the pool space is insufficient for PSB/DMB blocks, the schedule request must wait. This is the sum of DBCTL_POOL.
RECORDS		INTEGER	Total number of performance class monitoring records. This is the number of log records summarized.
SCHED_PROCESS_USEC		FLOAT	Time to schedule the PSB, in microseconds. This is the sum of DBCTL_SCHT.
TEST_DEQ_CNT		INTEGER	Number of test dequeues. This is the sum of DBCTL_TSDQ.
TEST_ENQ_CNT		INTEGER	Number of test enqueues. This is the sum of DBCTL_TENQ.
THREAD_CPU_SEC		FLOAT	Thread CPU time, in seconds. This is the sum of DBCTL_CTM1.
UNIT_WORK_CONT_CNT		INTEGER	Number of unit-of-work contentions. Sum of DBCTL_UOWC.
UPD_DEQ_CNT		INTEGER	Number of update dequeues. This is the sum of DBCTL_UPDQ.
UPD_ENQ_CNT		INTEGER	Number of update enqueues. This is the sum of DBCTL_UENQ.
WAIT_DEDB_BUFF_CNT		INTEGER	Number of waits for a Data Entry Data Base (DEDB) buffer. This is the sum of DBCTL_BFWT.
WAIT_EXL_ENQ_CNT		INTEGER	Number of waits for exclusive enqueues. This is the sum of DBCTL_WEXQ.
WAIT_TEST_ENQ_CNT		INTEGER	Number of waits for test enqueues. This is the sum of DBCTL_WTEQ.
WAIT_UPD_ENQ_CNT		INTEGER	Number of waits for update enqueues. This is the sum of DBCTL_WUEQ.

6. DL/I application analysis subcomponent

The data tables described in this section are for the DL/I application analysis subcomponent, which summarizes CMF-gathered transaction data by application.

CICS_A_DLI_H, _W:

These tables provide hourly and weekly statistics on CICS transactions, grouped by application name. They contain information from the DL/I fields in the performance class monitoring record.

The default retention periods for these tables are:

30 days for CICS_A_DLI_H

565 days for CICS_A_DLI_W

DL/I application analysis subcomponent data tables

Column name		Data type	Description
DATE	K	DATE	Date when the transaction was started. From START.
PERIOD_NAME	K	CHAR(8)	Derived from fields SMFMNSID, SMFMNDTE and SMFMSNME using the PERIOD function.
TIME	K	TIME	Ttime when the transaction was started. It applies only to the _H table. From START.
MVS_SYSTEM_ID	K	CHAR(4)	MVS system ID. This is the SMF system ID. From SMFMNSID.
CICS_SYSTEM_ID	K	CHAR(8)	CICS generic ID. This is the VTAM application ID that is used when requesting a session with this CICS system. When XRF is used, the two systems have the same generic but different specific IDs. From SMFMNPRN.
APPLICATION_NAME	K	CHAR(18)	Application name. From the CICS_LOOKUP_APPL lookup table.
CALL_CNT		INTEGER	Number of DL/I calls. This is the sum of DLI_CLK3_COUNT.
CALL_ELAPS_SEC		FLOAT	Elapsed time for DL/I calls, in seconds. From DLI_CLK3_CLOCK.
DELETE_CALL_CNT		INTEGER	Number of Delete requests. This is the sum of DLI_DELETE.
GET_HOLD_NEXT_CNT		INTEGER	Number of Get Hold Next (GHN) requests. This is the sum of DLI_GETHN.
GET_HOLD_NEXTP_CNT		INTEGER	Number of Get Hold Next within Parent (GHNP) requests. This is the sum of DLI_GETGHNP.
GET_HOLD_UNIQ_CNT		INTEGER	Number of Get Hold Unique (GHU) requests. This is the sum of DLI_GETHU.
GET_NEXT_PAR_CNT		INTEGER	Number of Get Next within Parent (GNP) requests. This is the sum of DLI_GETNP.
GET_NEXT_REQ_CNT		INTEGER	Number of Get Next (GN) requests. This is the sum of DLI_GETN.
GET_UNIQ_REQ_CNT		INTEGER	Number of Get Unique (GU) requests. This is the sum of DLI_GETU.
INSERT_CALL_CNT		INTEGER	Number of Insert requests. This is the sum of DLI_INSERT.
IO_WAIT_CNT		INTEGER	Number of DL/I I/O waits. This is the sum of DLI_CLK4_COUNT.
IO_WAIT_TIME		FLOAT	DL/I I/O wait time, in seconds. From DLI_CLK4_CLOCK.
PSB_SCHED_ACT_CNT		INTEGER	Number of PSB terminations. This is the sum of DLI_CLK2_COUNT.
PSB_SCHED_ACT_SEC		FLOAT	Time that a PSB was scheduled, in seconds. This is measured from completion of the schedule request to termination. From DLI_CLK2_CLOCK.
PSB_SCHED_REQ_CNT		INTEGER	Number of PSB schedule requests. This is the sum of DLI_CLK1_COUNT.
PSB_SCHED_REQ_SEC		FLOAT	Time to service PSB schedule requests, in seconds. From DLI_CLK1_CLOCK.
RECORDS		INTEGER	Number of performance class monitoring records. This is the number of log records summarized.
REPLACE_CALL_CNT		INTEGER	Number of Replace requests. This is the sum of DLI_REPLACE.

CICS/MVS subcomponent data tables

7. CICS/MVS subcomponent (global + accounting)

The data tables described in this section are for the CICS/MVS subcomponent (global + accounting). These tables contain the IBM Z Decision Support objects necessary to summarize global and accounting data only for CICS/MVS Version 2.

CICS_M_ACCOUNT_H, _D, _W, _M:

These tables provide accounting statistics on CICS transactions. They use data from accounting class monitoring records from CICS/MVS Version 2 (SMF 110, subtype 0).

The default retention periods for these tables are:

- 7 days for CICS_M_ACCOUNT_H
- 30 days for CICS_M_ACCOUNT_D
- 565 days for CICS_M_ACCOUNT_W
- 565 days for CICS_M_ACCOUNT_M

Column name		Data type	Description
DATE	K	DATE	Date when the transaction was started. From START.
PERIOD_NAME	K	CHAR(8)	Derived from fields SMFMNSID, SMFMNDTE and SMFSMNME using the PERIOD function.
TIME	K	SMALLINT	Time when the transaction was started. It applies only to the _H table. From START.
MVS_SYSTEM_ID	K	CHAR(4)	MVS system ID. This is the SMF system ID. From SMFMNSID.
CICS_SYSTEM_ID	K	CHAR(8)	CICS generic ID. This is the VTAM application ID that is used when requesting a session with this CICS system. When XRF is used, the two systems have the same generic but different specific IDs. From SMFMNPRN.
TRANSACTION_ID	K	CHAR(4)	Transaction identifier. From TRAN.
TERMINAL_ID	K	CHAR(4)	Terminal identifier. From TERM.
TRANSACTION_TYPE	K	CHAR(4)	Transaction type. From T.
USER_ID	K	CHAR(8)	User ID related to the transaction. From USERID.
ABENDS		INTEGER	Number of transactions that abended. From ABENDS.
END_TIME_LATEST		TIMESTAMP	Most recent task-detach time. From STOP.
MESSAGES_INPUT		INTEGER	Number of input messages. From MSGIN.
RECORDS		INTEGER	Number of accounting class monitoring records. This is the number of log records summarized. From START.
RESPONSE_MAX_SEC		INTEGER	Maximum task response time, in seconds. This is the maximum of STOP-START.
RESPONSE_MIN_SEC		INTEGER	Minimum task response time, in seconds. This is the minimum of STOP-START.
RESPONSE_SUM_SEC		INTEGER	Summarized task response time, in seconds. Calculated as STOP-START.
START_TIME_EARLIES		TIMESTAMP	Earliest task-start time. From START.
TRANSACTIONS		INTEGER	Number of transactions identified. From OCCURS.
USERS		INTEGER	Number of users. From UCOUNT.

8. Basic transaction subcomponent

The data tables described in this section are for the basic transaction subcomponent, which summarizes (by transaction) basic data by the CICS monitoring facility (CMF).

Basic transaction subcomponent data tables

CICS_TRANSACTION_H, _D, _W:

These tables provide hourly, daily, and weekly statistics on CICS transactions. They contain information from CICS performance class monitoring records from CICS/ESA and CICS/TS (SMF 110, subtype 1) and CICS/MVS (SMF 110, subtype 0).

The default retention periods for these tables are:

7 days for CICS_TRANSACTION_H

30 days for CICS_TRANSACTION_D

565 days for CICS_TRANSACTION_W

Column name		Data type	Description
DATE	K	DATE	Date when the performance records were initialized. This is normally the task start date. From START.
PERIOD_NAME	K	CHAR(8)	Time period. This is the name that you define in the PERIOD_PLAN table. Use it to group time intervals according to operator shift or to separate peak and other periods.
TIME	K	TIME	The hour when the performance records were initialized. It applies only to the _H table. From START.
MVS_SYSTEM_ID	K	CHAR(4)	MVS system ID. This is the SMF system ID. From SMFMNSID.
CICS_SYSTEM_ID	K	CHAR(8)	CICS generic APPLID. This is the VTAM application ID that is used when requesting a session with this CICS system. From SMFMNPRN.
TRANSACTION_ID	K	CHAR(4)	Transaction name. From TRAN.
BFDGST_COUNT		FLOAT	The total number of EXEC CICS BIF DIGEST commands issued by the user task. From BFDGSTCT.
BFTOT_COUNT		FLOAT	The total number of EXEC CICS BIF DEEDIT and BIF DIGEST commands issued by the user task.
ECEFOP_COUNT		FLOAT	The number of event filter operations performed by the user task. From ECEFOPCT.
ECEVNT_COUNT		FLOAT	The number of events captured by user task. From ECEVNTCT.
ECSIGE_COUNT		FLOAT	The total number of EXEC CICS SIGNAL EVENT commands issued by the user task. From ECSIGECT.
EICTOT_COUNT		FLOAT	The total number of EXEC CICS commands issued by the user task. From EICTOTCT.
JVMTHDWT_CLOCK		FLOAT	The elapsed time that the user task waited to obtain a JVM server thread because the CICS system had reached the thread limit for a JVM server. From JVMTHDWT_CLOCK.
JVMTHDWT_COUNT		FLOAT	The number of times when the user task waited to obtain a JVM server thread because the CICS system had reached the thread limit for a JVM. server. From JVMTHDWT_COUNT.
MAXTTDLY_CLOCK		FLOAT	The elapsed time in which the user task waited to obtain a T8 TCB, because the CICS system reached the limit of available threads. From MAXTTDLY_CLOCK.
MAXTTDLY_COUNT		FLOAT	The number of times when the user task waited to obtain a T8 TCB, because the CICS system reached the limit of available threads. From MAXTTDLY_COUNT.
T8CPUT_CLOCK		FLOAT	The processor time during which the user task was dispatched by the CICS dispatcher domain on a CICS T8 mode TCB. From T8CPUT_CLOCK.
T8CPUT_COUNT		FLOAT	The number of times when the user task was dispatched by the CICS dispatcher domain on a CICS T8 mode TCB. From T8CPUT_COUNT.

Basic transaction subcomponent data tables

Column name		Data type	Description
TIASKT_COUNT		FLOAT	The number of EXEC CICS ASKTIME commands issued by the user task. From TIASKTCT.
TITOT_COUNT		FLOAT	The total number of EXEC CICS ASKTIME, CONVERTTIME, and FORMATTIME commands issued by the user task. From TITOTCT.
XML_CPU_COUNT		FLOAT	The number of times a document was converted using zOS XML System Services parser. From MLXSSCTM_CT.
XML_CPU_SEC		FLOAT	The CPU time taken to convert a document using zOS XML System Services parser. From MLXSSCTM_TOD.
Remaining fields			See "Common fields for subcomponents 1, 4, 8, and 11" on page 145.

CICSBTS_TRANSACT_H, _D, _W:

These tables provide hourly, daily, and weekly statistics on CICS transactions, grouped by transaction ID. They contain information from CICS performance class monitoring records from CICS/TS (SMF 110, subtype 1) related to the business transaction service (BTS).

The default retention periods for these tables are:

- 7 days for CICSBTS_TRANSACT_H
- 30 days for CICSBTS_TRANSACT_D
- 565 days for CICSBTS_TRANSACT_W

Column name		Data type	Description
DATE	K	DATE	Date when the performance records were initialized. This is normally the task start date. From START.
PERIOD_NAME	K	CHAR(8)	Time period. This is the name that you define in the PERIOD_PLAN table. Use it to group time intervals according to operator shift or to separate peak and other periods.
TIME	K	TIME	The hour when the performance records were initialized. It applies only to the _H table. From START.
MVS_SYSTEM_ID	K	CHAR(4)	MVS system ID. This is the SMF system ID. From SMFMNSID.
CICS_SYSTEM_ID	K	CHAR(8)	CICS generic APPLID. This is the VTAM application ID that is used when requesting a session with this CICS system. From SMFMNPRN.
TRANSACTION_ID	K	CHAR(4)	Transaction name. From TRAN.
RECORDS		FLOAT	Total number of performance class monitoring records. This is the number of log records summarized.
TRANSACTION_COUNT		FLOAT	Total number of performance class monitoring records with RTYPE=T indicating task termination. This is valid for CICS V3 and later. For earlier versions of CICS, see the column RECORDS in this table.
Remaining fields			See "Common fields for the business transaction service (BTS)" on page 158.

CICSCHN_TRANSACT_H, _D, _W:

These tables provide hourly, daily and weekly statistics related to the use of channels and containers for data transfer between programs. They contain information from CICS performance class monitoring records from CICS/TS (SMF 110, subtype 1) grouped by transaction ID.

Basic transaction subcomponent data tables

The default retention periods are:

7 days for CICSCHN_TRANSACT_H

30 days for CICSCHN_TRANSACT_D

365 days for CICSCHN_TRANSACT_W

Column name		Data type	Description
DATE	K	DATE	Date when the performance records were initialized. This is normally the task start date. From START.
PERIOD_NAME	K	CHAR(8)	Time period. This is the name that you define in the PERIOD_PLAN table. Use it to group time intervals according to operator shift or to separate peak and other periods.
TIME	K	TIME	Used only in CICSCHN_TRANSACT_H. The hour when the performance records were initialised. From START. (For _H table only.)
MVS_SYSTEM_ID	K	CHAR(4)	MVS system ID. This is the SMF system ID. From SMFMNSID.
CICS_SYSTEM_ID	K	CHAR(8)	CICS generic APPLID. This is the VTAM application ID that is used when requesting a session with this CICS system. From SMFMNPRN.
TRANSACTION_ID	K	CHAR(4)	Transaction name. From TRAN.
Remaining fields			See "Common fields for the Channel and Container usage for data transfer (CHN)" on page 159.

CICSDOC_TRANSACT_H, _D, _W:

These tables provide hourly, daily, and weekly statistics on CICS transactions, grouped by transaction ID. They contain information from CICS performance class monitoring records from CICS/TS (SMF 110, subtype 1) related to the document handler.

The default retention periods for these tables are:

7 days for CICSDOC_TRANSACT_H

30 days for CICSDOC_TRANSACT_D

565 days for CICSDOC_TRANSACT_W

Column name		Data type	Description
DATE	K	DATE	Date when the performance records were initialized. This is normally the task start date. From START.
PERIOD_NAME	K	CHAR(8)	Time period. This is the name that you define in the PERIOD_PLAN table. Use it to group time intervals according to operator shift or to separate peak and other periods.
TIME	K	TIME	The hour when the performance records were initialized. It applies only to the _H table. From START.
MVS_SYSTEM_ID	K	CHAR(4)	MVS system ID. This is the SMF system ID. From SMFMNSID.
CICS_SYSTEM_ID	K	CHAR(8)	CICS generic APPLID. This is the VTAM application ID that is used when requesting a session with this CICS system. From SMFMNPRN.
TRANSACTION_ID	K	CHAR(4)	Transaction name. From TRAN.
RECORDS		FLOAT	Total number of performance class monitoring records. This is the number of log records summarized.
TRANSACTION_COUNT		FLOAT	Total number of performance class monitoring records with RTYPE=T indicating task termination. This is valid for CICS V3 and later. For earlier versions of CICS, see the column RECORDS in this table.

Basic transaction subcomponent data tables

Column name		Data type	Description
Remaining fields			See "Common fields for the document handler (DOC)" on page 161.

CICSWEB_TRANSACT_H, _D, _W:

These tables provide hourly, daily, and weekly statistics on CICS transactions, grouped by transaction ID. They contain information from CICS performance class monitoring records from CICS/TS (SMF 110, subtype 1) related to the Web interface activity.

The default retention periods for these tables are:

7 days for CICSWEB_TRANSACT_H

30 days for CICSWEB_TRANSACT_D

565 days for CICSWEB_TRANSACT_W

Column name		Data type	Description
DATE	K	DATE	Date when the performance records were initialized. This is normally the task start date. From START.
PERIOD_NAME	K	CHAR(8)	Time period. This is the name that you define in the PERIOD_PLAN table. Use it to group time intervals according to operator shift or to separate peak and other periods.
TIME	K	TIME	The hour when the performance records were initialized. It applies only to the _H table. From START.
MVS_SYSTEM_ID	K	CHAR(4)	MVS system ID. This is the SMF system ID. From SMFMNSID.
CICS_SYSTEM_ID	K	CHAR(8)	CICS generic APPLID. This is the VTAM application ID that is used when requesting a session with this CICS system. From SMFMNPRN.
TRANSACTION_ID	K	CHAR(4)	Transaction name. From TRAN.
ATOMSRVC_NAME		CHAR(8)	The name of the ATOMSERVICE resource definition used to process this task. From WBATMSNM.
INV_SOAP_COUNT		FLOAT	The total number of SOAP faults received in response to EXEC CICS INVOKE SERVICE and EXEC CICS INVOKE WEBSERVICE commands. From WBISSFCT.
PIPELINE_NAME		CHAR(8)	The name of the PIPELINE resource definition used to provide information about message handlers acting on service request processed by this task. From WBPIPLNM.
PROGRAM_NAME		CHAR(8)	The name of the program from the URIMAP resource definition used to provide application-generated response to HTTP request processed by this task. From WBPROGNM.
RECORDS		FLOAT	Total number of performance class monitoring records. This is the number of log records summarized.
SOAPF_COUNT		FLOAT	The total number of EXEC CICS SOAPFAULT ADD, CREATE, and DELETE commands issued by the user task. From WBSFTOCT.
SOAPFC_COUNT		FLOAT	The number of EXEC CICS SOAPFAULT CREATE commands issued by the user task. From WBSFCRCT.
SOAP_REQ_LEN		FLOAT	For Web service applications, the SOAP request body length. From WBSREQBL.

Basic transaction subcomponent data tables

Column name		Data type	Description
SOAP_RES_LEN		FLOAT	For Web service applications, the SOAP response body length. From WBSRSPBL.
TOT_DOC_LEN		FLOAT	The total length of the documents parsed using zOS XML System Services parser. From MLXSSTDL.
TRANDF_COUNT		FLOAT	The number of EXEC CICS TRANSFORM commands issued by user task. From MLXMLTCT.
TRANSACTION_COUNT		FLOAT	Total number of performance class monitoring records with RTYPE=T indicating task termination. This is valid for CICS V3 and later. For earlier versions of CICS, see the column RECORDS in this table.
URIMAP_NAME		CHAR(8)	The name of the URIMAP resource definition that was mapped to the URI of the inbound request processed by this task. From WBURIMNM.
WEBSRVC_NAME		CHAR(32)	The name of the WEBSERVICE resource definition used to process this task. From WBSVCENM.
WEBSRVC_OPNAME		CHAR(64)	The first 64 bytes of the Web service operation name. From WBSVOPNM.
WSACONTB_COUNT		FLOAT	The number of EXEC CICS WSACONTEXT BUILD commands issued by the user task. From WSABLCT.
WSACONTG_COUNT		FLOAT	The number of EXEC CICS WSACONTEXT GET commands issued by the user task. From WSAGTCT.
WSAEPRC_COUNT		FLOAT	The number of EXEC CICS WSAEPR CREATE commands issued by the user task. From WSAEPCCT.
WSADDR_COUNT		FLOAT	The total number of EXEC CICS WS-Addressing commands issued by the user task. From WSATOTCT.
XML_CPU_COUNT		FLOAT	The number of times a document was converted using zOS XML System Services parser. From MLXSSCTM_CT.
XML_CPU_SEC		FLOAT	The CPU time taken to convert a document using zOS XML System Services parser. From MLXSSCTM_TOD.
Remaining fields			See "Common fields for the Web interface (WEB)" on page 161.

9. DBCTL transaction subcomponent

The data tables described in this section are for the DBCTL transaction subcomponent, which summarizes (by transaction) DBCTL data gathered by the CICS monitoring facility (CMF). These tables contain the DBCTL monitoring fields.

CICS_DBCTL_TRAN_H, _D, _W:

These tables provide hourly, daily, and weekly statistics on CICS transactions. They contain information from the DBCTL fields in the performance class monitoring record.

The default retention periods for these tables are:

- 7 days for CICS_DBCTL_TRAN_H
- 30 days for CICS_DBCTL_TRAN_D
- 565 days for CICS_DBCTL_TRAN_W

Column name		Data type	Description
DATE	K	DATE	Date when the transaction was started. From START.

DBCTL transaction subcomponent data tables

Column name		Data type	Description
PERIOD_NAME	K	CHAR(8)	Time period. This is the name that you define in the PERIOD_PLAN table. Use it to group time intervals according to operator shift or to separate peak and other periods.
TIME	K	TIME	The hour when the performance records were initialized. It applies only to the _H table. From START.
MVS_SYSTEM_ID	K	CHAR(4)	MVS system ID. This is the SMF system ID. From SMFMNSID.
CICS_SYSTEM_ID	K	CHAR(8)	CICS generic ID. This is the VTAM application ID that is used when requesting a session with this CICS system. When XRF is used, the two systems have the same generic but different specific IDs. From SMFMNPRN.
TRANSACTION_ID	K	CHAR(4)	Transaction identifier. From TRAN.
PSB_NAME	K	CHAR(8)	Name of the PSB. From DBCTL_NPSB.
DEDB_CALL_CNT		INTEGER	Number of Data Entry Data Base (DEDB) calls. This is the sum of DBCTL_DECL.
DEDB_READ_CNT		INTEGER	Number of Data Entry Data Base (DEDB) read requests. This is the sum of DBCTL_DERD.
DLI_CALL_CNT		INTEGER	Number of DL/I requests. This is the sum of DBCTL_TOTC.
DLI_DEL_CALL_CNT		INTEGER	Number of DL/I Delete requests. This is the sum of DBCTL_DLET.
DLI_GHN_CALL_CNT		INTEGER	Number of DL/I Get Hold Next (GHN) requests. This is the sum of DBCTL_GHN.
DLI_GHNP_CALL_CNT		INTEGER	Number of DL/I Get Hold Next within Parent (GHNP) requests. This is the sum of DBCTL_GHNP.
DLI_GHU_CALL_CNT		INTEGER	Number of DL/I Get Hold Unique (GHU) requests. This is the sum of DBCTL_GHU.
DLI_GN_CALL_CNT		INTEGER	Number of DL/I Get Next (GN) requests. This is the sum of DBCTL_GN.
DLI_GNP_CALL_CNT		INTEGER	Number of DL/I Get Next within Parent (GNP) requests. This is the sum of DBCTL_GNP.
DLI_GU_CALL_CNT		INTEGER	Number of DL/I Get Unique (GU) requests. This is the sum of DBCTL_GU1.
DLI_INS_CALL_CNT		INTEGER	Number of DL/I Insert requests. This is the sum of DBCTL_ISRT.
DLI_IO_CNT		INTEGER	DL/I I/O count. Accounting data from the PST (PSTACCT). This is the sum of DBCTL_DBIO.
DLI_IO_TIME_USEC		FLOAT	DL/I I/O time, in microseconds. This is the sum of DBCTL_TMIO.
DLI_REP_CALL_CNT		INTEGER	Number of DL/I Replace requests. This is the sum of DBCTL_REPL.
EXL_DEQ_CNT		INTEGER	Number of exclusive dequeues. This is the sum of DBCTL_EXDQ.
EXL_ENQ_CNT		INTEGER	Number of exclusive enqueues. This is the sum of DBCTL_EXEQ.
FASTPATH_RESERV		INTEGER	Reserved for Fast Path.
INTENCON_WAIT_USEC		FLOAT	Wait time for intent conflict, in microseconds. In a PSB schedule, when an intent conflict is detected, the schedule request must wait. This is the sum of DBCTL_INTC.

DBCTL transaction subcomponent data tables

Column name		Data type	Description
OVERFLOW_BUFF_CNT		INTEGER	Number of overflow buffers used. This is the sum of DBCTL_OVFN.
PGM_ISO_LOCK_USEC		FLOAT	Time spent in Program Isolation (PI) locking, in microseconds. This is the sum of DBCTL_TLOC.
POOLSPAC_WAIT_USEC		FLOAT	Wait time for pool space, in microseconds. In a PSB schedule, when the pool space is insufficient for PSB/DMB blocks, the schedule request must wait. This is the sum of DBCTL_POOL.
RECORDS		INTEGER	Total number of performance class monitoring records. This is the number of log records summarized.
SCHED_PROCESS_USEC		FLOAT	Time to schedule the PSB, in microseconds. This is the sum of DBCTL_SCHT.
TEST_DEQ_CNT		INTEGER	Number of test dequeues. This is the sum of DBCTL_TSDQ.
TEST_ENQ_CNT		INTEGER	Number of test enqueues. This is the sum of DBCTL_TENQ.
THREAD_CPU_SEC		FLOAT	Thread CPU time, in seconds.
UNIT_WORK_CONT_CNT		INTEGER	Number of unit-of-work contentions. Sum of DBCTL_UOWC.
UPD_DEQ_CNT		INTEGER	Number of update dequeues. This is the sum of DBCTL_UPDQ.
UPD_ENQ_CNT		INTEGER	Number of update enqueues. This is the sum of DBCTL_UENQ.
WAIT_DEDB_BUFF_CNT		INTEGER	Number of waits for a Data Entry Data Base (DEDB) buffer. This is the sum of DBCTL_BFWT.
WAIT_EXL_ENQ_CNT		INTEGER	Number of waits for exclusive enqueues. This is the sum of DBCTL_WEXQ.
WAIT_TEST_ENQ_CNT		INTEGER	Number of waits for test enqueues. This is the sum of DBCTL_WTEQ.
WAIT_UPD_ENQ_CNT		INTEGER	Number of waits for update enqueues. This is the sum of DBCTL_WUEQ.

10. DL/I transaction subcomponent

The data tables described in this section are for the DL/I transaction subcomponent, which summarizes (by transaction) DL/I data gathered by the CICS monitoring facility (CMF). These tables contain the DL/I monitoring fields.

CICS_DLI_TRAN_H, _D, _W:

This table provides hourly, daily and weekly statistics on CICS transactions. It contains information from the DL/I fields in the performance class monitoring record.

The default retention periods for these tables are:

7 days for CICS_DLI_TRAN_H

30 days for CICS_DLI_TRAN_D

565 days for CICS_DLI_TRAN_W

Column name		Data type	Description
DATE	K	DATE	Date when the transaction was started. From START.
PERIOD_NAME	K	CHAR(8)	Derived from fields SMFMNSID, SMFMNDTE and SMFSMNMME using the PERIOD function.
TIME	K	TIME	The hour when the performance records were initialized. It applies only to the _H table. From START.

DL/I transaction subcomponent data tables

Column name		Data type	Description
MVS_SYSTEM_ID	K	CHAR(4)	MVS system ID. This is the SMF system ID. From SMFMNSID.
CICS_SYSTEM_ID	K	CHAR(8)	CICS generic ID. This is the VTAM application ID that is used when requesting a session with this CICS system. When XRF is used, the two systems have the same generic but different specific IDs. From SMFMNPRN.
TRANSACTION_ID	K	CHAR(4)	Transaction identifier. From TRAN.
CALL_CNT		INTEGER	Number of DL/I calls. This is the sum of DLI_CLK3_COUNT.
CALL_ELAPS_SEC		FLOAT	Elapsed time for DL/I calls, in seconds. From DLI_CLK3_CLOCK.
DELETE_CALL_CNT		INTEGER	Number of Delete requests. This is the sum of DLI_DELETE.
GET_HOLD_NEXT_CNT		INTEGER	Number of Get Hold Next (GHN) requests. This is the sum of DLI_GETHN.
GET_HOLD_NEXTP_CNT		INTEGER	Number of Get Hold Next within Parent (GHNP) requests. This is the sum of DLI_GETGHNP.
GET_HOLD_UNIQ_CNT		INTEGER	Number of Get Hold Unique (GHU) requests. This is the sum of DLI_GETHU.
GET_NEXT_PAR_CNT		INTEGER	Number of Get Next within Parent (GNP) requests. This is the sum of DLI_GETNP.
GET_NEXT_REQ_CNT		INTEGER	Number of Get Next (GN) requests. This is the sum of DLI_GETN.
GET_UNIQ_REQ_CNT		INTEGER	Number of Get Unique (GU) requests. This is the sum of DLI_GETU.
INSERT_CALL_CNT		INTEGER	Number of Insert requests. This is the sum of DLI_INSERT.
IO_WAIT_CNT		INTEGER	Number of DL/I I/O waits. This is the sum of DLI_CLK4_COUNT.
IO_WAIT_TIME		FLOAT	DL/I I/O wait time, in seconds. From DLI_CLK4_CLOCK.
PSB_SCHED_ACT_CNT		INTEGER	Number of PSB terminations. This is the sum of DLI_CLK2_COUNT.
PSB_SCHED_ACT_SEC		FLOAT	Time that a PSB was scheduled, in seconds. This is measured from completion of the schedule request to termination. From DLI_CLK2_CLOCK.
PSB_SCHED_REQ_CNT		INTEGER	Number of PSB schedule requests. This is the sum of DLI_CLK1_COUNT.
PSB_SCHED_REQ_SEC		FLOAT	Time to service PSB schedule requests, in seconds. From DLI_CLK1_CLOCK.
RECORDS		INTEGER	Number of performance class monitoring records. This is the number of log records summarized.
REPLACE_CALL_CNT		INTEGER	Number of Replace requests. This is the sum of DLI_REPLACE.

11. Basic application user subcomponent

The data tables described in this section are for the Basic application user subcomponent, which summarizes CMF-gathered transaction data by application and user.

CICS_A_USR_H, _W:

Basic application user subcomponent data tables

These tables provide hourly and weekly statistics on CICS transactions, grouped by user ID and application name. They contain information from CICS performance class monitoring records from CICS/ESA and CICS/TS (SMF 110, subtype 1) and CICS/MVS (SMF 110, subtype 0).

The default retention periods for these tables are:

14 days for CICS_A_USR_H

565 days for CICS_A_USR_W

Column name		Data type	Description
DATE	K	DATE	Date when the performance records were initialized. This is normally the task start date. From START.
PERIOD_NAME	K	CHAR(8)	Time period. This is the name that you define in the PERIOD_PLAN table. Use it to group time intervals according to operator shift or to separate peak and other periods.
TIME	K	TIME	The hour when the performance records were initialized. It applies only to the _H table. From START.
MVS_SYSTEM_ID	K	CHAR(4)	MVS system ID. This is the SMF system ID. From SMFMNSID.
CICS_SYSTEM_ID	K	CHAR(8)	CICS generic APPLID. This is the VTAM application ID that is used when requesting a session with this CICS system. From SMFMNPRN.
APPLICATION_NAME	K	CHAR(18)	Application name. This comes from the CICS_LOOKUP_APPL lookup table.
USER_ID	K	CHAR(8)	User ID at task creation. This can also be the remote user ID for a task created as the result of receiving an ATTACH request across an MRO or APPC link with attach-time security. From USERID.
BFDGST_COUNT		FLOAT	The total number of EXEC CICS BIF DIGEST commands issued by the user task. From BFDGSTCT.
BFTOT_COUNT		FLOAT	The total number of EXEC CICS BIF DEEDIT and BIF DIGEST commands issued by the user task.
ECEFOP_COUNT		FLOAT	The number of event filter operations performed by the user task. From ECEFOPCT.
ECEVNT_COUNT		FLOAT	The number of events captured by user task. From ECEVNTCT.
ECSIGE_COUNT		FLOAT	The total number of EXEC CICS SIGNAL EVENT commands issued by the user task. From ECSIGECT.
EICTOT_COUNT		FLOAT	The total number of EXEC CICS commands issued by the user task. From EICTOTCT.
JVMTHDWT_CLOCK		FLOAT	The elapsed time that the user task waited to obtain a JVM server thread because the CICS system had reached the thread limit for a JVM server. From JVMTHDWT_CLOCK.
JVMTHDWT_COUNT		FLOAT	The number of times when the user task waited to obtain a JVM server thread because the CICS system had reached the thread limit for a JVM. server. From JVMTHDWT_COUNT.
MAXTTDLY_CLOCK		FLOAT	The elapsed time in which the user task waited to obtain a T8 TCB, because the CICS system reached the limit of available threads. From MAXTTDLY_CLOCK.
MAXTTDLY_COUNT		FLOAT	The number of times when the user task waited to obtain a T8 TCB, because the CICS system reached the limit of available threads. From MAXTTDLY_COUNT.
T8CPUT_CLOCK		FLOAT	The processor time during which the user task was dispatched by the CICS dispatcher domain on a CICS T8 mode TCB. From T8CPUT_CLOCK.

Basic application user subcomponent data tables

Column name		Data type	Description
T8CPUT_COUNT		FLOAT	The number of times when the user task was dispatched by the CICS dispatcher domain on a CICS T8 mode TCB. From T8CPUT_COUNT.
TIASKT_COUNT		FLOAT	The number of EXEC CICS ASKTIME commands issued by the user task. From TIASKTCT.
TITOT_COUNT		FLOAT	The total number of EXEC CICS ASKTIME, CONVERTTIME, and FORMATTIME commands issued by the user task. From TITOTCT.
XML_CPU_COUNT		FLOAT	The number of times a document was converted using zOS XML System Services parser. From MLXSSCTM_CT.
XML_CPU_SEC		FLOAT	The CPU time taken to convert a document using zOS XML System Services parser. From MLXSSCTM_TOD.
Remaining fields			See "Common fields for subcomponents 1, 4, 8, and 11" on page 145.

CICSBTS_A_USR_H, _W:

These tables provide hourly and weekly statistics on CICS transactions, grouped by user ID and application name. They contain information from CICS performance class monitoring records from CICS/TS (SMF 110, subtype 1) related to the business transaction service (BTS).

The default retention periods for these tables are:

14 days for CICSBTS_A_USR_H

565 days for CICSBTS_A_USR_W

Column name		Data type	Description
DATE	K	DATE	Date when the performance records were initialized. This is normally the task start date. From START.
PERIOD_NAME	K	CHAR(8)	Time period. This is the name that you define in the PERIOD_PLAN table. Use it to group time intervals according to operator shift or to separate peak and other periods.
TIME	K	TIME	The hour when the performance records were initialized. It applies only to the _H table. From START.
MVS_SYSTEM_ID	K	CHAR(4)	MVS system ID. This is the SMF system ID. From SMFMNSID.
CICS_SYSTEM_ID	K	CHAR(8)	CICS generic APPLID. This is the VTAM application ID that is used when requesting a session with this CICS system. From SMFMNPRN.
APPLICATION_NAME	K	CHAR(18)	Application name. This comes from the CICS_LOOKUP_APPL lookup table.
USER_ID	K	CHAR(8)	User ID at task creation. This can also be the remote user ID for a task created as the result of receiving an ATTACH request across an MRO or APPC link with attach-time security. From USERID.
RECORDS		FLOAT	Total number of performance class monitoring records. This is the number of log records summarized.
TRANSACTION_COUNT		FLOAT	Total number of performance class monitoring records with RTYPE=T indicating task termination. This is valid for CICS V3 and later. For earlier versions of CICS, see the column RECORDS in this table.
Remaining fields			See "Common fields for the business transaction service (BTS)" on page 158.

Basic application user subcomponent data tables

CICSCHN_A_USR_H, _W:

These tables provide hourly and weekly statistics related to the use of channels and containers for data transfer between programs. They contain information from CICS performance class monitoring records from CICS/TS (SMF 110, subtype 1) grouped by user ID and application name.

The default retention periods for these tables are:

14 days for CICSCHN_A_USR_H
365 days for CICSCHN_A_USR_W

Column name		Data type	Description
DATE	K	DATE	Date when the performance records were initialized. This is normally the task start date. From START.
PERIOD_NAME	K	CHAR(8)	Time period. This is the name that you define in the PERIOD_PLAN table. Use it to group time intervals according to operator shift or to separate peak and other periods.
TIME	K	TIME	Used only in CICSCHN_A_USR_H. The hour when the performance records were initialized. From START. (For _H table only.)
MVS_SYSTEM_ID	K	CHAR(4)	MVS system ID. This is the SMF system ID. From SMFMNSID.
CICS_SYSTEM_ID	K	CHAR(8)	CICS generic APPLID. This is the VTAM application ID that is used when requesting a session with this CICS system. From SMFMNPRN.
APPLICATION_NAME	K	CHAR(18)	Application name. This comes from the CICS_LOOKUP_APPL lookup table.
USER_ID	K	CHAR(8)	User ID at task creation. This can also be the remote user ID for a task created as the result of receiving an ATTACH request across an MRO or APPC link with attach-time security. From USERID.
Remaining fields			See "Common fields for the Channel and Container usage for data transfer (CHN)" on page 159.

CICSDOC_A_USR_H, _W:

These tables provide hourly and weekly statistics on CICS transactions, grouped by user ID and application name. They contain information from CICS performance class monitoring records from CICS/TS (SMF 110, subtype 1) related to the document handler.

The default retention periods for these tables are:

14 days for CICSDOC_A_USR_H
565 days for CICSDOC_A_USR_W

Column name		Data type	Description
DATE	K	DATE	Date when the performance records were initialized. This is normally the task start date. From START.
PERIOD_NAME	K	CHAR(8)	Time period. This is the name that you define in the PERIOD_PLAN table. Use it to group time intervals according to operator shift or to separate peak and other periods.
TIME	K	TIME	The hour when the performance records were initialized. It applies only to the _H table. From START.
MVS_SYSTEM_ID	K	CHAR(4)	MVS system ID. This is the SMF system ID. From SMFMNSID.

Basic application user subcomponent data tables

Column name		Data type	Description
CICS_SYSTEM_ID	K	CHAR(8)	CICS generic APPLID. This is the VTAM application ID that is used when requesting a session with this CICS system. From SMFMNPRN.
APPLICATION_NAME	K	CHAR(18)	Application name. This comes from the CICS_LOOKUP_APPL lookup table.
USER_ID	K	CHAR(8)	User ID at task creation. This can also be the remote user ID for a task created as the result of receiving an ATTACH request across an MRO or APPC link with attach-time security. From USERID.
RECORDS		FLOAT	Total number of performance class monitoring records. This is the number of log records summarized.
TRANSACTION_COUNT		FLOAT	Total number of performance class monitoring records with RTYPE=T indicating task termination. This is valid for CICS V3 and later. For earlier versions of CICS, see the column RECORDS in this table.
Remaining fields			See "Common fields for the document handler (DOC)" on page 161.

CICSWEB_A_USR_H, _W:

These tables provide hourly and weekly statistics on CICS transactions, grouped by user ID and application name. They contain information from CICS performance class monitoring records from CICS/TS (SMF 110, subtype 1) related to the Web interface activity.

The default retention periods for these tables are:

14 days for CICSWEB_A_USR_H
565 days for CICSWEB_A_USR_W

Column name		Data type	Description
DATE	K	DATE	Date when the performance records were initialized. This is normally the task start date. From START.
PERIOD_NAME	K	CHAR(8)	Time period. This is the name that you define in the PERIOD_PLAN table. Use it to group time intervals according to operator shift or to separate peak and other periods.
TIME	K	TIME	The hour when the performance records were initialized. It applies only to the _H table. From START.
MVS_SYSTEM_ID	K	CHAR(4)	MVS system ID. This is the SMF system ID. From SMFMNSID.
CICS_SYSTEM_ID	K	CHAR(8)	CICS generic APPLID. This is the VTAM application ID that is used when requesting a session with this CICS system. From SMFMNPRN.
APPLICATION_NAME	K	CHAR(18)	Application name. This comes from the CICS_LOOKUP_APPL lookup table.
USER_ID	K	CHAR(8)	User ID at task creation. This can also be the remote user ID for a task created as the result of receiving an ATTACH request across an MRO or APPC link with attach-time security. From USERID.
ATOMSRVC_NAME		CHAR(8)	The name of the ATOMSERVICE resource definition used to process this task. From WBATMSNM.
INV_SOAP_COUNT		FLOAT	The total number of SOAP faults received in response to EXEC CICS INVOKE SERVICE and EXEC CICS INVOKE WEBSERVICE commands. From WBISSFCT.

Basic application user subcomponent data tables

Column name		Data type	Description
PIPELINE_NAME		CHAR(8)	The name of the PIPELINE resource definition used to provide information about message handlers acting on service request processed by this task. From WBPIPLNM.
PROGRAM_NAME		CHAR(8)	The name of the program from the URIMAP resource definition used to provide application-generated response to HTTP request processed by this task. From WBPROGNM
RECORDS		FLOAT	Total number of performance class monitoring records. This is the number of log records summarized.
SOAPF_COUNT		FLOAT	The total number of EXEC CICS SOAPFAULT ADD, CREATE, and DELETE commands issued by the user task. From WBSFTOCT.
SOAPFC_COUNT		FLOAT	The number of EXEC CICS SOAPFAULT CREATE commands issued by the user task. From WBSFCRCT.
SOAP_REQ_LEN		FLOAT	For Web service applications, the SOAP request body length. From WBSREQBL.
SOAP_RES_LEN		FLOAT	For Web service applications, the SOAP response body length. From WBSRSPBL.
TOT_DOC_LEN		FLOAT	The total length of the documents parsed using zOS XML System Services parser. From MLXSSTD.L.
TRANDF_COUNT		FLOAT	The number of EXEC CICS TRANSFORM commands issued by user task. From MLXMLTCT.
TRANSACTION_COUNT		FLOAT	Total number of performance class monitoring records with RTYPE=T indicating task termination. This is valid for CICS V3 and later. For earlier versions of CICS, see the column RECORDS in this table.
URIMAP_NAME		CHAR(8)	The name of the URIMAP resource definition that was mapped to the URI of the inbound request processed by this task. From WBURIMNM.
WEBSRVC_NAME		CHAR(32)	The name of the WEBSERVICE resource definition used to process this task. From WBSVCENM.
WEBSRVC_OPNAME		CHAR(64)	The first 64 bytes of the Web service operation name. From WBSVOPNM.
WSACONTB_COUNT		FLOAT	The number of EXEC CICS WSACONTEXT BUILD commands issued by the user task. From WSABLCT.
WSACONTG_COUNT		FLOAT	The number of EXEC CICS WSACONTEXT GET commands issued by the user task. From WSAGTCT.
WSAEPRC_COUNT		FLOAT	The number of EXEC CICS WSAEPR CREATE commands issued by the user task. From WSAEPCCT.
WSADDR_COUNT		FLOAT	The total number of EXEC CICS WS-Addressing commands issued by the user task. From WSATOTCT.
XML_CPU_COUNT		FLOAT	The number of times a document was converted using zOS XML System Services parser. From MLXSSCTM_CT.
XML_CPU_SEC		FLOAT	The CPU time taken to convert a document using zOS XML System Services parser. From MLXSSCTM_TOD.
Remaining fields			See "Common fields for the Web interface (WEB)" on page 161.

DBCTL application user subcomponent data tables

12. DBCTL application user subcomponent

The data tables described in this section are for the DBCTL application user subcomponent, which summarizes CMF-gathered transaction data by application and user.

CICS_A_DBCTL_USR_H,_W:

These tables provide hourly and weekly statistics on CICS transactions. They contain information from the DBCTL fields in the performance class monitoring record.

The default retention periods for these tables are:

30 days for CICS_A_DBCTL_USR_H

565 days for CICS_A_DBCTL_USR_W

Column name		Data type	Description
DATE	K	DATE	Date when the transaction was started. From START.
PERIOD_NAME	K	CHAR(8)	Time period. This is the name that you define in the PERIOD_PLAN table. Use it to group time intervals according to operator shift or to separate peak and other periods.
TIME	K	TIME	The hour when the performance records were initialized. It applies only to the _H table. From START.
MVS_SYSTEM_ID	K	CHAR(4)	MVS system ID. This is the system ID. From SMFMNSID.
CICS_SYSTEM_ID	K	CHAR(8)	CICS generic ID. This is the VTAM application ID that is used when requesting a session with this CICS system. When XRF is used, the two systems have the same generic but different specific IDs. From SMFMNPRN.
USER_ID	K	CHAR(8)	User ID at task creation. This can also be the remote user ID for a task created as the result of receiving an ATTACH request across an MRO or APPC link with attach-time security. From USERID.
APPLICATION_NAME	K	CHAR(18)	Application name. From CICS_LOOKUP_APPL lookup table.
PSB_NAME	K	CHAR(8)	Name of the PSB. From DBCTL_NPSB.
DEDB_CALL_CNT		INTEGER	Number of Data Entry Data Base (DEDB) calls. This is the sum of DBCTL_DECL.
DEDB_READ_CNT		INTEGER	Number of Data Entry Data Base (DEDB) read requests. This is the sum of DBCTL_DERD.
DLI_CALL_CNT		INTEGER	Number of DL/I requests. This is the sum of DBCTL_TOTC.
DLI_DEL_CALL_CNT		INTEGER	Number of DL/I Delete requests. This is the sum of DBCTL_DLET.
DLI_GHN_CALL_CNT		INTEGER	Number of DL/I Get Hold Next (GHN) requests. This is the sum of DBCTL_GHN.
DLI_GHNP_CALL_CNT		INTEGER	Number of DL/I Get Hold Next within Parent (GHNP) requests. This is the sum of DBCTL_GHNP.
DLI_GHU_CALL_CNT		INTEGER	Number of DL/I Get Hold Unique (GHU) requests. This is the sum of DBCTL_GHU.
DLI_GN_CALL_CNT		INTEGER	Number of DL/I Get Next (GN) requests. This is the sum of DBCTL_GN.
DLI_GNP_CALL_CNT		INTEGER	Number of DL/I Get Next within Parent (GNP) requests. This is the sum of DBCTL_GNP.
DLI_GU_CALL_CNT		INTEGER	Number of DL/I Get Unique (GU) requests. This is the sum of DBCTL_GU1.

DBCTL application user subcomponent data tables

Column name		Data type	Description
DLI_INS_CALL_CNT		INTEGER	Number of DL/I Insert requests. This is the sum of DBCTL_ISRT.
DLI_IO_CNT		INTEGER	DL/I I/O count. Accounting data from the PST (PSTACCT). This is the sum of DBCTL_DBIO.
DLI_IO_TIME_USEC		FLOAT	DL/I I/O time, in microseconds. This is the sum of DBCTL_TMIO.
DLI_REP_CALL_CNT		INTEGER	Number of DL/I Replace requests. This is the sum of DBCTL_REPL.
EXL_DEQ_CNT		INTEGER	Number of exclusive dequeues. This is the sum of DBCTL_EXDQ.
EXL_ENQ_CNT		INTEGER	Number of exclusive enqueues. This is the sum of DBCTL_EXEQ.
FASTPATH_RESERV		INTEGER	Reserved for Fast Path.
INTENCON_WAIT_USEC		FLOAT	Wait time for intent conflict, in microseconds. In a PSB schedule, when an intent conflict is detected, the schedule request must wait. This is the sum of DBCTL_INTC.
OVERFLOW_BUFF_CNT		INTEGER	Number of overflow buffers used. This is the sum of DBCTL_OVFN.
PGM_ISO_LOCK_USEC		FLOAT	Time spent in Program Isolation (PI) locking, in microseconds. This is the sum of DBCTL_TLOC.
POOLSPAC_WAIT_USEC		FLOAT	Wait time for pool space, in microseconds. In a PSB schedule, when the pool space is insufficient for PSB/DMB blocks, the schedule request must wait. This is the sum of DBCTL_POOL.
RECORDS		INTEGER	Total number of performance class monitoring records. This is the number of log records summarized.
SCHED_PROCESS_USEC		FLOAT	Time to schedule the PSB, in microseconds. This is the sum of DBCTL_SCHT.
TEST_DEQ_CNT		INTEGER	Number of test dequeues. This is the sum of DBCTL_TSDQ.
TEST_ENQ_CNT		INTEGER	Number of test enqueues. This is the sum of DBCTL_TENQ.
THREAD_CPU_SEC		FLOAT	Thread CPU time, in seconds. From DBCTL_CTM1.
UNIT_WORK_CONT_CNT		INTEGER	Number of unit-of-work contentions. Sum of DBCTL_UOWC.
UPD_DEQ_CNT		INTEGER	Number of update dequeues. This is the sum of DBCTL_UPDQ.
UPD_ENQ_CNT		INTEGER	Number of update enqueues. This is the sum of DBCTL_UENQ.
WAIT_DEDB_BUFF_CNT		INTEGER	Number of waits for a Data Entry Data Base (DEDB) buffer. This is the sum of DBCTL_BFWT.
WAIT_EXL_ENQ_CNT		INTEGER	Number of waits for exclusive enqueues. This is the sum of DBCTL_WEXQ.
WAIT_TEST_ENQ_CNT		INTEGER	Number of waits for test enqueues. This is the sum of DBCTL_WTEQ.
WAIT_UPD_ENQ_CNT		INTEGER	Number of waits for update enqueues. This is the sum of DBCTL_WUEQ.

13. DL/I application user subcomponent

The data tables described in this section are for the DL/I application user subcomponent, which summarizes CMF-gathered transaction data by application and user.

DL/I application user subcomponent data tables

CICS_A_DLI_USR_H, _W:

These tables provide hourly and weekly statistics on CICS transactions, grouped by application name and user ID. They contain information from the DL/I fields in the performance class monitoring record.

The default retention periods for these tables are:

30 days for CICS_A_DLI_USR_H

565 days for CICS_A_DLI_USR_W

Column name		Data type	Description
DATE	K	DATE	Date when the transaction was started. From START.
PERIOD_NAME	K	CHAR(8)	Derived from fields SMFMNSID, SMFMNDTE and SMFSMNME using the PERIOD function.
TIME	K	TIME	Time when the transaction was started. It applies only to the _H table. From START.
MVS_SYSTEM_ID	K	CHAR(4)	MVS system ID. This is the SMF system ID. From SMFMNSID.
CICS_SYSTEM_ID	K	CHAR(8)	CICS generic ID. This is the VTAM application ID that is used when requesting a session with this CICS system. When XRF is used, the two systems have the same generic but different specific IDs. From SMFMNPRN.
USER_ID	K	CHAR(8)	User ID at task creation. This can also be the remote user ID for a task created as the result of receiving an ATTACH request across an MRO or APPC link with attach-time security. From USERID.
APPLICATION_NAME	K	CHAR(18)	Application name. From CICS_LOOKUP_APPL lookup table.
CALL_CNT		INTEGER	Number of DL/I calls. This is the sum of DLI_CLK3_COUNT.
CALL_ELAPS_SEC		FLOAT	Elapsed time for DL/I calls, in seconds. From DLI_CLK3_CLOCK.
DELETE_CALL_CNT		INTEGER	Number of Delete requests. This is the sum of DLI_DELETE.
GET_HOLD_NEXT_CNT		INTEGER	Number of Get Hold Next (GHN) requests. This is the sum of DLI_GETHN.
GET_HOLD_NEXTP_CNT		INTEGER	Number of Get Hold Next within Parent (GHNP) requests. This is the sum of DLI_GETGHNP.
GET_HOLD_UNIQ_CNT		INTEGER	Number of Get Hold Unique (GHU) requests. This is the sum of DLI_GETHU.
GET_NEXT_PAR_CNT		INTEGER	Number of Get Next within Parent (GNP) requests. This is the sum of DLI_GETNP.
GET_NEXT_REQ_CNT		INTEGER	Number of Get Next (GN) requests. This is the sum of DLI_GETN.
GET_UNIQ_REQ_CNT		INTEGER	Number of Get Unique (GU) requests. This is the sum of DLI_GETU.
INSERT_CALL_CNT		INTEGER	Number of Insert requests. This is the sum of DLI_INSERT.
IO_WAIT_CNT		INTEGER	Number of DL/I I/O waits. This is the sum of DLI_CLK4_COUNT.
IO_WAIT_TIME		FLOAT	DL/I I/O wait time, in seconds. From DLI_CLK4_CLOCK.
PSB_SCHED_ACT_CNT		INTEGER	Number of PSB terminations. This is the sum of DLI_CLK2_COUNT.
PSB_SCHED_ACT_SEC		FLOAT	Time that a PSB was scheduled, in seconds. This is measured from completion of the schedule request to termination. From DLI_CLK2_CLOCK.

DLI application user subcomponent data tables

Column name		Data type	Description
PSB_SCHED_REQ_CNT		INTEGER	Number of PSB schedule requests. This is the sum of DLI_CLK1_COUNT.
PSB_SCHED_REQ_SEC		FLOAT	Time to service PSB schedule requests, in seconds. From DLI_CLK1_CLOCK.
RECORDS		INTEGER	Number of performance class monitoring records. This is the number of log records summarized.
REPLACE_CALL_CNT		INTEGER	Number of Replace requests. This is the sum of DLI_REPLACE.

14. CICS TS Transaction Resources subcomponent

The data tables described in this section provide transaction resource data coming from class 5 CMF records.

CICS_FILE_TRAN_H, _D, _W:

These tables provide file resource data grouped by transaction ID. The data is from the CICS transaction resource class monitoring records (SMF 110, subtype 1).

The default retention periods for these tables are:

- 7 days for CICS_FILE_TRAN_H
- 30 days for CICS_FILE_TRAN_D
- 565 days for CICS_FILE_TRAN_W

Column name		Data type	Description
DATE	K	DATE	Date when the record was written to SMF. From SMFMNDTE.
PERIOD_NAME	K	CHAR(8)	Name of the period. This is derived using fields SMFMNSID, SMFMNDTE, and SMFMNTME from the record as parameters in the PERIOD function.
TIME	K	TIME	Time when the record was written to SMF. It applies only to the _H table. From SMFMNTME.
MVS_SYSTEM_ID	K	CHAR(4)	MVS system ID. This is the SMF system ID. From SMFMNSID.
CICS_SYSTEM_ID	K	CHAR(8)	CICS generic APPLID. This is the VTAM application ID that is used when requesting a session with this CICS system. From SMFMNPRN.
TRANSACTION_ID	K	CHAR(4)	Transaction ID. From MNRTRAIID.
FILE_NAME	K	CHAR(8)	File name. From MNRFLNME.
CFDT_IOWAIT_CLOCK		FLOAT	The elapsed time in which the user task waited for a data table access request to the coupling facility data table server to complete for this file. From MNRCFDTT_CLOCK.
FILE_ACCMETH_COUNT		FLOAT	The number of times that the user task invoked file access-method interfaces. From MNRFLAM_COUNT.
FILE_ADD_CLOCK		FLOAT	The elapsed time that the user task waited for completion of ADD requests for this file. From MNRFLADD_CLOCK.
FILE_ADD_COUNT		FLOAT	The number of ADD requests issued against this file. From MNRFLADD_COUNT.
FILE_BRW_CLOCK		FLOAT	The elapsed time that the user task waited for completion of BROWSE requests for this file. From MNRFLBRW_CLOCK.
FILE_BRW_COUNT		FLOAT	The number of BROWSE requests issued against this file. From MNRFLBRW_COUNT.

CICS TS Transaction Resources data tables

Column name		Data type	Description
FILE_DEL_CLOCK		FLOAT	The elapsed time that the user task waited for completion of DELETE requests for this file. From MNRFLDEL_CLOCK.
FILE_DEL_COUNT		FLOAT	The number of DELETE requests issued against this file. From MNRFLDEL_COUNT.
FILE_GET_CLOCK		FLOAT	The elapsed time that the user task waited for completion of GET requests for this file. From MNRFLGET_CLOCK.
FILE_GET_COUNT		FLOAT	The number of GET requests issued against this file. From MNRFLGET_COUNT.
FILE_IOWAIT_CLOCK		FLOAT	The total I/O wait time on this file. From MNRIOWTM_CLOCK.
FILE_PUT_CLOCK		FLOAT	The elapsed time that the user task waited for completion of PUT requests for this file. From MNRFLPUT_CLOCK.
FILE_PUT_COUNT		FLOAT	The number of PUT requests issued against this file. From MNRFLPUT_COUNT.
FILE_TOT_CLOCK		FLOAT	The elapsed time that the user task waited for completion of all requests for this file. From MNRFLTOT_CLOCK.
FILE_TOT_COUNT		FLOAT	The number of all requests issued against this file. From MNRFLTOT_COUNT.
RLS_IOWAIT_CLOCK		FLOAT	The elapsed time in which the user task waited for RLS file I/O on this file. From MNRRLSWT_CLOCK.

CICS_QUEUE_TRAN_H, _D, _W:

These tables provide temporary storage queue resource data grouped by transaction ID. They gather information from the CICS transaction resource class monitoring records (SMF 110, subtype 1).

The default retention periods for these tables are:

7 days for CICS_QUEUE_TRAN_H

30 days for CICS_QUEUE_TRAN_D

565 days for CICS_QUEUE_FILE_TRAN_W

Column name		Data type	Description
DATE	K	DATE	Date when the record was written to SMF. From SMFMNDTE.
PERIOD_NAME	K	CHAR(8)	Name of the period. This is derived using fields SMFMNSID, SMFMNDTE, and SMFMNTME from the record as parameters in the PERIOD function.
TIME	K	TIME	Time when the record was written to SMF. It applies only to the _H table. From SMFMNTME.
MVS_SYSTEM_ID	K	CHAR(4)	MVS system ID. This is the SMF system ID. From SMFMNSID.
CICS_SYSTEM_ID	K	CHAR(8)	CICS generic APPLID. This is the VTAM application ID that is used when requesting a session with this CICS system. From SMFMNPRN.
TRANSACTION_ID	K	CHAR(4)	Transaction ID. From MNRTRAID.
TSQUEUE_NAME	K	CHAR(16)	The name of the temporary storage queue. From MNRTSQNM.

CICS TS Transaction Resources data tables

Column name		Data type	Description
TSQUEUE_GET_CLOCK		FLOAT	The elapsed time that the user task waited for completion of GET requests for this temporary storage queue. From MNRTSQGT_CLOCK.
TSQUEUE_GET_COUNT		FLOAT	The number of GET requests issued against the temporary storage queue. From MNRTSQGT_COUNT.
TSQUEUE_PUT_CLOCK		FLOAT	The elapsed time that the user task waited for completion of PUT requests to auxiliary temporary storage for this temporary storage queue. From MNRTSQPA_CLOCK.
TSQUEUE_PUT_COUNT		FLOAT	The number of PUT requests to auxiliary temporary storage issued against the temporary storage queue. From MNRTSQPA_COUNT.
TSQUEUE_MAIN_CLOCK		FLOAT	The elapsed time that the user task waited for completion of PUT requests to main temporary storage for this temporary storage queue. From MNRTSQPM_CLOCK.
TSQUEUE_MAIN_COUNT		FLOAT	The number of PUT requests to main temporary storage issued against the temporary storage queue. From MNRTSQPM_COUNT.
TSQUEUE_TOT_CLOCK		FLOAT	The elapsed time that the user task waited for completion of all requests for this temporary storage queue. From MNRTSQTO_CLOCK.
TSQUEUE_TOT_COUNT		FLOAT	The number of all requests issued against the temporary storage queue. From MNRTSQTO_COUNT.
TSQUEUE_GETIT_LEN		FLOAT	The total length of all items obtained from this temporary storage queue. From MNRGETIT.
TSQUEUE_PUT_AUX_LEN		FLOAT	The total length of all items written to the auxiliary temporary storage queue. From MNRPUTAX.
TSQUEUE_MAIN_LEN		FLOAT	The total length of all items written to the main temporary storage queue. From MNRPUTMN.
TSQUEUE_IOWT_CLOCK		FLOAT	The total I/O wait time on this temporary storage queue. From MNRIOWAT_CLOCK.
SHQUEUE_IOWT_CLOCK		FLOAT	The total I/O wait time on the shared temporary storage queue. From MNRSHWAT_CLOCK.

15. CICS TS Enterprise Java Beans subcomponent

The data table described in this section provides enterprise bean-related data coming from class 3 CMF records. Data is summarized by CORBA server name.

CICS_BEAN_REQ_H, _D, _W:

These tables provide enterprise bean-related data grouped by CORBA server. The data is from CICS performance class monitoring records (SMF 110, subtype 1).

The default retention periods for these tables are:

- 7 days for CICS_BEAN_REQ_H
- 30 days for CICS_BEAN_REQ_D
- 565 days for CICS_BEAN_REQ_W

Column name		Data type	Description
DATE	K	DATE	Date when the performance records were initialized. This is normally the task start date. From START.

CICS TS Enterprise Java Beans data tables

Column name		Data type	Description
PERIOD_NAME	K	CHAR(8)	Time period. This is the name that you define in the PERIOD_PLAN table. Use it to group time intervals according to operator shift or to separate peak and other periods.
TIME	K	TIME	Hour when the performance records were initialized. It applies only to the _H table. From START.
MVS_SYSTEM_ID	K	CHAR(4)	MVS system ID. This is the SMF system ID. From SMFMNSID.
CICS_SYSTEM_ID	K	CHAR(8)	CICS generic APPLID. This is the VTAM application ID that is used when requesting a session with this CICS system. From SMFMNPRN.
CORBASER_NAME	K	CHAR(4)	The CorbaServer for which this request processor instance is handling requests. From CBSRVNRM.
BEANACT_REQ_NUM		FLOAT	The number of bean activations that have occurred in this request processor. From EJBSACCT.
BEANPAS_REQ_NUM		FLOAT	The number of bean passivations that have occurred in this request processor. From EJBSACT.
BEANCRE_REQ_NUM		FLOAT	The number of bean creation calls that have occurred in this request processor. From EJBCRECT.
BEANREM_REQ_NUM		FLOAT	The number of bean removal calls that have occurred in this request processor. From EJBREMCT.
BEANMET_REQ_NUM		FLOAT	The number of bean method calls that have occurred in this request processor. From EJBMTCT.
BEANTOT_REQ_NUM		FLOAT	Total beans that have occurred in this request processor. From EJBTOTCT.

16. CICS Resource Manager Interface subcomponent

The data table described in this section provides Resource Manager Interface (RMI) data coming from CICS performance class monitoring records, and is grouped by transaction ID.

The default retention periods are:

- 7 days for CICS_RMI_PERF_T
- 7 days for CICS_RMI_PERF_H
- 45 days for CICS_RMI_PERF_D

CICS_RMI_PERF_T:

Column name		Data type	Description
DATETIME	K	TIMESTAMP	Date and Time of the transaction
PERIOD_NAME	K	CHAR(8)	Time period. This is the name that you define in the PERIOD_PLAN table. Use it to group time intervals according to operator shift or to separate peak and other periods.
MVS_SYSTEM_ID	K	CHAR(4)	MVS system ID. This is the SMF system ID. From SMFMNSID.
CICS_SYSTEM_ID	K	CHAR(8)	CICS generic APPLID. This is the VTAM application ID that is used when requesting a session with this CICS system. From SMFMNPRN.
TRANSACTION_ID	K	CHAR(4)	Transaction name. From TRAN

CICS TS Enterprise Java Beans data tables

Column name		Data type	Description
USER_ID	K	CHAR(8)	User ID at task creation.This can also be the remote user ID for a task created as the result of receiving an ATTACH request across an MRO or APPC link with attach-time security. From USERID.
RMI_SEC		FLOAT	Time spent in the Resource Manager Interface (RMI), in seconds. This is the sum of RMITIME.
RMI_COUNT		FLOAT	Number of times that the user task was in the Resource Manager Interface (RMI). This is the sum of RMITIME.
RMI_SUSPEND_SEC		FLOAT	Number of times that the task was suspended while in the Resource Manager Interface (RMI). This is a subset of SUSPENDS and RMI_COUNT. This is the sum of RMISUSP.
RMITOTAL_CLOCK		FLOAT	The total elapsed time spent in the CICS Resource Manager Interface
RMITOTAL_COUNT		FLOAT	Count of RMI calls. From RMITOTAL.
RMIOOTHER_CLOCK		FLOAT	The total elapsed time spent in the CICS RMI for resource manager requests other than DB2, DBCTL, EXEC DLI, WebSphere® MQ, CICSplex® SM, and CICS TCP/IP socket requests.
RMIOOTHER_COUNT		FLOAT	Count of other RMI calls. From RMIOOTHER
RMIDB2_CLOCK		FLOAT	The total elapsed time spent in the CICS RMI forDB2 requests
RMIDB2_COUNT		FLOAT	Count of DB2 RMI calls. From RMIDB2
RMIDBCTL_CLOCK		FLOAT	The total elapsed time spent in the CICS RMI for DBCTL requests
RMIDBCTL_COUNT		FLOAT	Count of DBCTL RMI calls. From RMIDBCTL
RMIEXDLI_CLOCK		FLOAT	The total elapsed time spent in the CICS RMI for EXEC DLI requests
RMIEXDLI_COUNT		FLOAT	Count of DLI RMI calls. From RMIDLI
RMIMQM_CLOCK		FLOAT	The total elapsed time spent in the CICS RMI for WebSphere MQ requests
RMIMQM_COUNT		FLOAT	Count of MQM RMI calls. From RMIMQM
RMICPSM_CLOCK		FLOAT	The total elapsed time spent in the CICS RMI for CICSplex SM requests
RMICPSM_COUNT		FLOAT	Count of CPSM RMI calls. From RMICPSM
RMITCPIP_CLOCK		FLOAT	The total elapsed time spent in the CICS RMI for CICS TCP/IP socket requests
RMITCPIP_COUNT		FLOAT	Count of TCPIP RMI calls. From RMITCPIP

CICS_RMI_PERF_H:

Column name		Data type	Description
DATE	K	DATE	Date of the transaction
TIME	K	TIME	Hour of the transaction
PERIOD_NAME	K	CHAR(8)	Time period. This is the name that you define in the PERIOD_PLAN table. Use it to group time intervals according to operator shift or to separate peak and other periods.
MVS_SYSTEM_ID	K	CHAR(4)	MVS system ID. This is the SMF system ID. From SMFMNSID

CICS TS Enterprise Java Beans data tables

Column name		Data type	Description
CICS_SYSTEM_ID	K	CHAR(8)	CICS generic APPLID. This is the VTAM application ID that is used when requesting a session with this CICS system. From SMFMNPRN.
TRANSACTION_ID	K	CHAR(4)	Transaction name. From TRAN
USER_ID	K	CHAR(8)	User ID at task creation. This can also be the remote user ID for a task created as the result of receiving an ATTACH request across an MRO or APPC link with attach-time security. From USERID.
RMI_SEC		FLOAT	Time spent in the Resource Manager Interface (RMI), in seconds. This is the sum of RMITIME.
RMI_COUNT		FLOAT	Number of times that the user task was in the Resource Manager Interface (RMI). This is the sum of RMITIME.
RMI_SUSPEND_SEC		FLOAT	Number of times that the task was suspended while in the Resource Manager Interface (RMI). This is a subset of SUSPENDS and RMI_COUNT. This is the sum of RMISUSP.
RMITOTAL_CLOCK		FLOAT	The total elapsed time spent in the CICS Resource Manager Interface
RMITOTAL_COUNT		FLOAT	Count of RMI calls. From RMITOTAL.
RMIOOTHER_CLOCK		FLOAT	The total elapsed time spent in the CICS RMI for resource manager requests other than DB2, DBCTL, EXEC DLI, WebSphere MQ, CICSplex SM, and CICS TCP/IP socket requests.
RMIOOTHER_COUNT		FLOAT	Count of other RMI calls. From RMIOOTHER
RMIDB2_CLOCK		FLOAT	The total elapsed time spent in the CICS RMI for DB2 requests
RMIDB2_COUNT		FLOAT	Count of DB2 RMI calls. From RMIDB2
RMIDBCTL_CLOCK		FLOAT	The total elapsed time spent in the CICS RMI for DBCTL requests
RMIDBCTL_COUNT		FLOAT	Count of DBCTL RMI calls. From RMIDBCTL
RMIEXDLI_CLOCK		FLOAT	The total elapsed time spent in the CICS RMI for EXEC DLI requests
RMIEXDLI_COUNT		FLOAT	Count of DLI RMI calls. From RMIDLI
RMIMQM_CLOCK		FLOAT	The total elapsed time spent in the CICS RMI for WebSphere MQ requests
RMIMQM_COUNT		FLOAT	Count of MQM RMI calls. From RMIMQM
RMICPSM_CLOCK		FLOAT	The total elapsed time spent in the CICS RMI for CICSplex SM requests
RMICPSM_COUNT		FLOAT	Count of CPSM RMI calls. From RMICPSM
RMITCPIP_CLOCK		FLOAT	The total elapsed time spent in the CICS RMI for CICS TCP/IP socket requests
RMITCPIP_COUNT		FLOAT	Count of TCPIP RMI calls. From RMITCPIP

CICS_RMI_PERF_D:

Column name		Data type	Description
DATE	K	DATE	Day of the transaction

CICS TS Enterprise Java Beans data tables

Column name		Data type	Description
PERIOD_NAME	K	CHAR(8)	Time period. This is the name that you define in the PERIOD_PLAN table. Use it to group time intervals according to operator shift or to separate peak and other periods.
MVS_SYSTEM_ID	K	CHAR(4)	MVS system ID. This is the SMF system ID. From SMFMNSID
CICS_SYSTEM_ID	K	CHAR(8)	CICS generic APPLID. This is the VTAM application ID that is used when requesting a session with this CICS system. From SMFMNPRN.
TRANSACTION_ID	K	CHAR(4)	Transaction name. From TRAN
USER_ID	K	CHAR(8)	User ID at task creation. This can also be the remote user ID for a task created as the result of receiving an ATTACH request across an MRO or APPC link with attach-time security. From USERID.
RMI_SEC		FLOAT	Time spent in the Resource Manager Interface (RMI), in seconds. This is the sum of RMITIME
RMI_COUNT		FLOAT	Number of times that the user task was in the Resource Manager Interface (RMI). This is the sum of RMITIME.
RMI_SUSPEND_SEC		FLOAT	Number of times that the task was suspended while in the Resource Manager Interface (RMI). This is a subset of SUSPENDS and RMI_COUNT. This is the sum of RMISUSP.
RMITOTAL_CLOCK		FLOAT	The total elapsed time spent in the CICS Resource Manager Interface
RMITOTAL_COUNT		FLOAT	Count of RMI calls. From RMITOTAL.
RMIOOTHER_CLOCK		FLOAT	The total elapsed time spent in the CICS RMI for resource manager requests other than DB2, DBCTL, EXEC DLI, WebSphere MQ, CICSplex SM, and CICS TCP/IP socket requests.
RMIOOTHER_COUNT		FLOAT	Count of other RMI calls. From RMIOOTHER
RMIDB2_CLOCK		FLOAT	The total elapsed time spent in the CICS RMI for DB2 requests
RMIDB2_COUNT		FLOAT	Count of DB2 RMI calls. From RMIDB2
RMIDBCTL_CLOCK		FLOAT	The total elapsed time spent in the CICS RMI for DBCTL requests
RMIDBCTL_COUNT		FLOAT	Count of DBCTL RMI calls. From RMIDBCTL
RMIEXDLI_CLOCK		FLOAT	The total elapsed time spent in the CICS RMI for EXEC DLI requests
RMIEXDLI_COUNT		FLOAT	Count of DLI RMI calls. From RMIDLI
RMIMQM_CLOCK		FLOAT	The total elapsed time spent in the CICS RMI for WebSphere MQ requests
RMIMQM_COUNT		FLOAT	Count of MQM RMI calls. From RMIMQM
RMICPSM_CLOCK		FLOAT	The total elapsed time spent in the CICS RMI for CICSplex SM requests
RMICPSM_COUNT		FLOAT	Count of CPSM RMI calls. From RMICPSM
RMITCPIP_CLOCK		FLOAT	The total elapsed time spent in the CICS RMI for CICS TCP/IP socket requests
RMITCPIP_COUNT		FLOAT	Count of TCPIP RMI calls. From RMITCPIP

Tables in the CICS OMEGAMON monitoring component

As described in “Evaluating the CICS OMEGAMON monitoring component” on page 12, this component contains subcomponents. This section groups data tables for the CICS OMEGAMON monitoring component by these subcomponents:

1. File and Database Subcomponent
2. File and Database Application Subcomponent
3. File and Database Transaction Subcomponent
4. File and Database Application User Subcomponent
5. File and Database Detailed Usage Subcomponent

Tables in subcomponents 1, 2, 3 and 4 contain the same information, differing only in their key structure.

1. File and Database subcomponent data tables

The data tables described in this section are for the file and database subcomponent, which summarizes basic file and database usage information, as appended by OMEGAMON XE for CICS to the SMF type 110 record. The data is summarized by transaction and user, similar to the tables of the Basic subcomponent of the CICS Monitoring component.

CICS_O_FL_H, _D, _W:

These tables provide file and database usage information from SMF type 110 subtype 1 records, as appended by OMEGAMON. The data is grouped by user and transaction.

The default retention periods for these tables are:

- 7 days for CICS_O_FL_H
- 30 days for CICS_O_FL_D
- 565 days for CICS_O_FL_W

Column Name	Key	Data Type	Comment
DATE	k	DATE(4)	Date when the records were initialized. This is normally the task start date. From SMF110DTE.
PERIOD_NAME	k	CHAR(8)	Time period. This is the name that you define in the PERIOD_PLAN table. Use it to group time intervals according to operator shift or to separate peak and other periods.
TIME	k	TIME(4)	The hour when the performance records were initialized. It applies only to the _H table. From SMF110TME.
MVS_SYSTEM_ID	k	CHAR(4)	MVS system ID. This is the SMF system ID. From SMF110SID.
CICS_SYSTEM_ID	k	CHAR(8)	CICS generic APPLID. This is the VTAM application ID that is used when requesting a session with this CICS system. From SMF110PRN.
TRANSACTION_ID	k	CHAR(4)	Transaction name
USER_ID	k	CHAR(8)	User ID at task creation. This can also be the remote user ID for a task created as the result of receiving an ATTACH request across an MRO or APPC link with attach-time security. From USERID.
FILE_DB_TYPE	k	CHAR(10)	File or Database TYPE. Please refer to Table 3 on page 199 for possible values.
FILE_DB_ACTION	k	CHAR(3)	File or Database Action. Please refer to Table 3 on page 199 for possible values.
CLOCK		FLOAT(8)	Elapsed Time for File or Database Action.

File and Database subcomponent data tables

Column Name	Key	Data Type	Comment
COUNT		FLOAT(8)	Number of file or database actions.

FILE_DB_TYPE and FILE_DB_ACTION combinations:

Table 3 lists the possible combinations of FILE_DB_TYPE and FILE_DB_ACTION, as processed by IBM Z Decision Support :

Table 3. FILE_DB_TYPE and FILE_DB_ACTION combinations

FILE_DB_TYPE	FILE_DB_ACTION	Description
DB2	OPN	OPEN CURSOR
	CLO	CLOSE CURSOR
	FET	FETCH
	SEL	SELECT
	INS	INSERT
	UPD	UPDATE
	DEL	DELETE
	PRE	PRERARE
	DES	DESCRIBE
	EXE	EXECUTE
	EXI	EXECUTE IMMEDIATE
	MIS	MISCELLANEOUS
DATAKOM	TOT	TOTAL
SUPRA	TOT	TOTAL
ADABAS	TOT	TOTAL
IDMS	TOT	TOTAL
VSAM	TOT	TOTAL
DLI	SCH	SCHEDULE THE PCB
	TER	TERMINATE THE PCB
	GU	GET UNIQUE
	GN	GET NEXT
	GNP	GET NEXT IN PARENT
	GHU	GET HOLD UNIQUE
	GHN	GET HOLD NEXT
	GHP	GET HOLD NEXT IN PARENT
	INS	INSERT
	DEL	DELETE
	REP	REPLACE

File and Database subcomponent data tables

Table 3. FILE_DB_TYPE and FILE_DB_ACTION combinations (continued)

FILE_DB_TYPE	FILE_DB_ACTION	Description
MQ	TOT	TOTAL
	F1	FUNCTION1
	F2	FUNCTION2
	F3	FUNCTION3
	F4	FUNCTION4
	F5	FUNCTION5
	F6	FUNCTION6
	F7	FUNCTION7
	F8	FUNCTION8
	F9	FUNCTION9
F10	FUNCTION10	

2. File and Database Application subcomponent data tables

The data tables described in this section are for the file and database application subcomponent, which summarizes basic file and database usage information, as appended by OMEGAMON XE for CICS to the SMF type 110 record. The data is summarized by application, similar to the data in the tables of the Basic Application analysis subcomponent of the CICS Monitoring component

CICS_O_A_FL_H,_D,_W:

These tables provide file and database usage information from SMF type 110 subtype 1 records, as appended by OMEGAMON. The data is grouped by application name.

The default retention periods for these tables are:

7 days for CICS_O_A_FL_ H

30 days for CICS_O_A_FL_ D

565 days for CICS_O_A_FL_ W

Column Name	Key	Data Type	Comment
DATE	k	DATE(4)	Date when the records were initialized. This is normally the task start date. From SMF110DTE.
PERIOD_NAME	k	CHAR(8)	Time period. This is the name that you define in the PERIOD_PLAN table. Use it to group time intervals according to operator shift or to separate peak and other periods.
TIME	k	TIME(4)	The hour when the performance records were initialized. It applies only to the _H table. From SMF110TME.
MVS_SYSTEM_ID	k	CHAR(4)	MVS system ID. This is the SMF system ID. From SMF110SID.
CICS_SYSTEM_ID	k	CHAR(8)	CICS generic APPLID. This is the VTAM application ID that is used when requesting a session with this CICS system. From SMF110PRN.
APPLICATION_NAME	k	CHAR(18)	Application name. This comes from the CICS_LOOKUP_APPL lookup table.
FILE_DB_ TYPE	k	CHAR(10)	File or Database TYPE. Please refer to Table 3 on page 199 for possible values.
FILE_DB_ACTION	k	CHAR(3)	File or Database Action. Please refer to Table 3 on page 199 for possible values.

File and Database Application subcomponent data tables

Column Name	Key	Data Type	Comment
CLOCK		FLOAT(8)	Elapsed Time for File or Database Action.
COUNT		FLOAT(8)	Number of file or database actions.

3. File and Database Transaction subcomponent data tables

The data tables described in this section are for the file and database transaction subcomponent, which summarizes basic file and database usage information, as appended by OMEGAMON XE for CICS to the SMF type 110 record. The data is summarized by transaction, similar to the data in the tables of the Basic Transaction subcomponent of the CICS Monitoring component.

CICS_O_TRAN_FL_H,D,W:

These tables provide file and database usage information from SMF type 110 subtype 1 records, as appended by OMEGAMON. The data is grouped by transaction ID.

The default retention periods for these tables are:

- 7 days for CICS_O_TRAN_FL_H
- 30 days for CICS_O_TRAN_FL_D
- 565 days for CICS_O_TRAN_FL_W

Column Name	Key	Data Type	Comment
DATE	k	DATE(4)	Date when the records were initialized. This is normally the task start date. From SMF110DTE.
PERIOD_NAME	k	CHAR(8)	Time period. This is the name that you define in the PERIOD_PLAN table. Use it to group time intervals according to operator shift or to separate peak and other periods.
TIME	k	TIME(4)	The hour when the performance records were initialized. It applies only to the _H table. From SMF110TME.
MVS_SYSTEM_ID	k	CHAR(4)	MVS system ID. This is the SMF system ID. From SMF110SID.
CICS_SYSTEM_ID	k	CHAR(8)	CICS generic APPLID. This is the VTAM application ID that is used when requesting a session with this CICS system. From SMF110PRN.
TRANSACTION_ID	k	CHAR(4)	Transaction name.
FILE_DB_TYPE	k	CHAR(10)	File or Database TYPE. Please refer to Table 3 on page 199 for possible values.
FILE_DB_ACTION	k	CHAR(3)	File or Database Action. Please refer to Table 3 on page 199 for possible values.
CLOCK		FLOAT(8)	Elapsed Time for File or Database Action.
COUNT		FLOAT(8)	Number of file or database actions.

4. File and Database Application User subcomponent data tables

The data tables described in this section are for the file and database application user subcomponent, which summarizes basic file and database usage information, as appended by OMEGAMON XE for CICS to the SMF type 110 record.

The data is summarized by application and user, similar to the data in the tables of the Basic Application User subcomponent of the CICS Monitoring component.

CICS_O_A_USR_FL_H,D,W:

File and Database Application User subcomponent data tables

These tables provide file and database usage information from SMF type 110 subtype 1 records, as appended by OMEGAMON. The data is grouped by application name and user ID.

The default retention periods for these tables are:

7 days for CICS_O_A_USR_FL_H
 30 days for CICS_O_A_USR_FL_D
 565 days for CICS_O_A_USR_FL_W

Column Name	Key	Data Type	Comment
DATE	k	DATE(4)	Date when the records were initialized. This is normally the task start date. From SMF110DTE.
PERIOD_NAME	k	CHAR(8)	Time period. This is the name that you define in the PERIOD_PLAN table. Use it to group time intervals according to operator shift or to separate peak and other periods.
TIME	k	TIME(4)	The hour when the performance records were initialized. It applies only to the _H table. From SMF110TME.
MVS_SYSTEM_ID	k	CHAR(4)	MVS system ID. This is the SMF system ID. From SMF110SID.
CICS_SYSTEM_ID	k	CHAR(8)	CICS generic APPLID. This is the VTAM application ID that is used when requesting a session with this CICS system. From SMF110PRN.
APPLICATION_NAME	k	CHAR(18)	Application name. This comes from the CICS_LOOKUP_APPL lookup table.
USER_ID	k	CHAR(8)	User ID at task creation. This can also be the remote user ID for a task created as the result of receiving an ATTACH request across an MRO or APPC link with attach-time security. From USERID.
FILE_DB_TYPE	k	CHAR(10)	File or Database TYPE. Please refer to Table 3 on page 199 for possible values.
FILE_DB_ACTION	k	CHAR(3)	File or Database Action. Please refer to Table 3 on page 199 for possible values.
CLOCK		FLOAT(8)	Elapsed Time for File or Database Action.
COUNT		FLOAT(8)	Number of file or database actions.

5. File and Database Detailed usage subcomponent data tables

The data tables described in this section are for the file and database detailed usage subcomponent, which summarizes file and database usage information, from the SMF type 112 subtype 203 records, created by OMEGAMON XE for CICS. These tables contain counts and elapsed times for each type of file or database command that a transaction issues.

CICS_O_FL_DTL_H, _D, _W:

These tables provide detailed file and database usage information from the OMEGAMON CICS SMF records (type 112, subtype 203). The data is grouped by transaction ID.

The default retention periods for these tables are:

7 days for CICS_O_FL_DTL_H
 30 days for CICS_O_FL_DTL_D
 565 days for CICS_O_FL_DTL_W

File and Database Detailed usage subcomponent data tables

Column Name	Key	Data Type	Comment
DATE	k	DATE(4)	Date when the records were initialized. This is normally the task start date. From SMF112DTE.
PERIOD_NAME	k	CHAR(8)	Time period. This is the name that you define in the PERIOD_PLAN table. Use it to group time intervals according to operator shift or to separate peak and other periods.
TIME	k	TIME(4)	The hour when the performance records were initialized. It applies only to the _H table. From SMF112TME.
MVS_SYSTEM_ID	k	CHAR(4)	MVS system ID. This is the SMF system ID. From SMF112SID.
CICS_SYSTEM_ID	k	CHAR(8)	CICS generic APPLID. From SMF112GAPL.
TRANSACTION_NAME	k	CHAR(18)	Transaction name. From TRAN.
FILE_DB_TYPE	k	CHAR(10)	File or Database TYPE. Please refer to Table 4 for possible values.
FILE_DB_SUBTYPE	k	CHAR(6)	File or Database Subtype. Please refer to Table 4 for possible values.
FILE_DB_NAME	k	CHAR(48)	File or Database Name. From D_FILE_NAME.
FILE_DB_ACTION	k	CHAR(3)	File or Database Action. This value is derived using the CICS_OMEG_FIELD lookup table. Please refer to Table 5 on page 204 for possible values.
CLOCK		FLOAT(8)	Elapsed Time for File or Database Action. Calculated as SUM(D_CLOCK/625E2).
COUNT		FLOAT(8)	Number of file or database actions. Calculated as SUM(D_COUNT).

FILE_DB_TYPE and FILE_DB_SUBTYPE combinations:

Table 4 lists the possible combinations of FILE_DB_TYPE and FILE_DB_SUBTYPE, as processed by IBM Z Decision Support :

Table 4. FILE_DB_TYPE and FILE_DB_SUBTYPE combinations

FILE_DB_TYPE	FILE_DB_SUBTYPE
VSAM	N/A
DLI	PSB
	DBD
IDMS	RECORD
	AREA
	SET
	NONAME
ADABAS	N/A
SUPRA	N/A
DATACOM	N/A
MQ	N/A
USEREVT	N/A

FILE_DB_TYPE and FILE_DB_ACTION combinations:

Table 5 on page 204 lists the possible combinations of FILE_DB_TYPE and FILE_DB_ACTION, as processed by IBM Z Decision Support :

File and Database Detailed usage subcomponent data tables

Table 5. FILE_DB_TYPE and FILE_DB_ACTION combinations

FILE_DB_TYPE	FILE_DB_ACTION	Description
DLI	SCH	SCHEDULE THE PCB
	TER	TERMINATE THE PCB
	GU	GET UNIQUE
	GN	GET NEXT
	GNP	GET NEXT IN PARENT
	GHU	GET HOLD UNIQUE
	GHN	GET HOLD NEXT
	GHP	GET HOLD NEXT IN PARENT
	INS	INSERT
	DEL	DELETE
	REP	REPLACE
ADABAS	ISN	PROCESS ISN
	SEA	SEARCH
	RRE	READ RECORD
	RFI	READ FIELD
	RDE	READ DESCRIPTOR
	HOL	HOLD
	ADD	ADD
	UPD	UPDATE
	DEL	DELETE
	REL	RELEASE
VSAM	REA	READ
	WRI	WRITE
	UPD	UPDATE
	DEL	DELETE
	BRO	BROWSE
	MIS	MISCELLANEOUS
SUPRA	ADD	ADD
	DEL	DELETE
	FIN	FIND
	REA	READ
	WRI	WRITE

File and Database Detailed usage subcomponent data tables

Table 5. FILE_DB_TYPE and FILE_DB_ACTION combinations (continued)

FILE_DB_TYPE	FILE_DB_ACTION	Description
DATACOM	ADD	ADD
	CNT	COUNT
	DEL	DELETE
	GN	GET NEXT
	GS	GET SET
	LSP	LOCATE SPECIFIC
	REA	READ
	REL	RELEASE
	SEL	SELECT
	SSE	SELECT SET
	UPD	UPDATE
IDMS	BIN	BIND RECORD
	GFO	GET/FIND/OBTAIN
	AR	ACCEPT/RETURN
	KEE	KEEP
	STO	STORE RECORD
	MOD	MODIFY
	ERP	ERASE PERM
	ERS	ERASE SELECT
	ERA	ERASE ALL
	ERU	ERASE UNQUAL
	CON	CONNECT/DISCONNECT
	REA	READY AREA
	IFS	IF SET
MQ	OPN	OPEN
	CLO	CLOSE
	GET	GET
	PUT	PUT
	PU1	PU1
	INQ	INQUIRE
	SET	SET
	MIS	MISCELLANEOUS

File and Database Detailed usage subcomponent data tables

Table 5. FILE_DB_TYPE and FILE_DB_ACTION combinations (continued)

FILE_DB_TYPE	FILE_DB_ACTION	Description
USEREVT	F1	FUNCTION1
	F2	FUNCTION2
	F3	FUNCTION3
	F4	FUNCTION4
	F5	FUNCTION5
	F6	FUNCTION6
	F7	FUNCTION7
	F8	FUNCTION8
	F9	FUNCTION9
	F10	FUNCTION10

Tables in the CICS statistics component

As described in “Evaluating the CICS statistics component” on page 13, the CICS Performance feature supports statistics only for CICS/ESA and CICS/TS. If you install the CICS statistics component, IBM Z Decision Support loads into its system tables the data tables described in this section.

CICS_AVAIL_T

This table provides detailed availability data about the CICS subsystem and CICS-DB2 Connection. The data comes from different CICS records. It is updated by the lookup table “CICS_AVAIL_RES” on page 384.

Column name		Data type	Description
MVS_SYSTEM_ID	K	CHAR(4)	MVS system ID. This is from the SMFSTSID field in the SMF record.
CICS_SYSTEM_ID	K	CHAR(8)	The CICS subsystem ID. This is from the SMFSTPRN field in the SMF record.
RESOURCE_NAME	K	CHAR(18)	Resource Name. This is from the RESOURCE_TARGET_NM or from RESOURCE_SOURCE_NM into CICS_AVAIL_RES lookup table.
RESOURCE_TYPE	K	CHAR(8)	Resource Type. Possible values are: CICSSYS (CICS System), DB2CONN (CICS-DB2 Connection).

CICS statistics component data tables

Column name		Data type	Description
INTERVAL_TYPE	K	CHAR(3)	Interval type. Possible values are: <ul style="list-style-type: none"> • = = = • ! = = • = = ! • = = = ! • ! = ! • XXX • !XX • XX! • !X! where: = Indicates that the resource is up X Indicates that the resource is down ! Indicates an interval start or end blank Means that the status is unknown
START_TIME	K	TIMESTAMP	Start time of the interval.
END_TIME		TIMESTAMP	End time of the interval.
QUIET_INTERVAL_SEC		INTEGER	Number of seconds after the interval end that the resource is expected to remain in the same status. If another intervals with a start time within this range appears, the two interval are merged.

CICS_AVAIL_D,_W

These tables provide daily and weekly statistics on the availability of CICS subsystem CICS-DB2 Connection. They contain consolidated data from the CICS_AVAIL_T table.

The default retention periods for these tables are:

CICS_AVAIL_D

45 days

CICS_AVAIL_W

365 days

Column name		Data type	Description
DATE	K	DATE	Date that the availability data applies to. For the _W table, this is the date of the first day of the week.
MVS_SYSTEM_ID	K	CHAR(4)	MVS system ID. This is from the MVS_SYSTEM_ID collect parameter.
CICS_SYSTEM_ID	K	CHAR(8)	The CICS subsystem ID.
RESOURCE_NAME	K	CHAR(18)	Resource Name.
RESOURCE_TYPE	K	CHAR(8)	Resource Type. Possible values are: CICSSYS (CICS System), DB2CONN (CICS-DB2 Connection).
MEASURED_ HOURS		FLOAT	Number of hours measured.

CICS statistics component data tables

Column name		Data type	Description
AVAIL_OBJ_PCT		DECIMAL(4, 1)	Availability objective for the resource, in percent. This is from the column AVAIL_OBJ_PCT in the CICS_AVAIL_RES lookup table. This value should be compared with the actual availability, which is calculated as: 100*UP_IN_SCHEDULE/SCHEDULE_HOURS.
SCHEDULE_HOURS		FLOAT	Number of hours the resource is scheduled to be up.
STARTS		SMALLINT	Number of times the resource was started.
STOPS		SMALLINT	Number of times the resource was stopped.
STARTS_IN_SCHEDULE		SMALLINT	Number of times the resource was started within the schedule.
STOPS_IN_SCHEDULE		SMALLINT	Number of times the resource was stopped within the schedule.
UP_HOURS		FLOAT	Number of hours the resource was up.
UP_IN_SCHEDULE		FLOAT	Number of hours the resource was up within the schedule.

CICS_MVSTCB_D

This table provides hourly MVS TCB Global statistics from CICS TS (SMF 110, subtype 2). This maps the CICS DFHDSTDS macro.

The default retention period for this table is 30 days.

Column name		Data type	Description
DATE	K	DATE	Date when the statistics record was written to SMF. From SMFSTDTE
MVS_SYSTEM_ID	K	CHAR(4)	MVS system ID. This is the SMF system ID. From SMFSTSID
CICS_SYSTEM_ID	K	CHAR(8)	CICS generic APPLID. This is the VTAM application ID used when requesting a session with this CICS system. From SMFSTPRN
PERIOD_NAME	K	CHAR(8)	Name of the period. This is derived using fields SMFSTSID, SMFSTDTE, and SMFSTTME from the record as parameters in the PERIOD function
DST_CT_CICSTCB		INTEGER	Current number of CICS TCBs. From DSTDS_CTCTCB_COUNT.
DST_CPU_CICSTCB		FLOAT	So far for currently attach. From DSTDS_CTCTCB_CPU.
DST_PRIV_BEL16M		FLOAT	Private stg below 16M. From DSTDS_CTCTCB_SB.
DST_PRIV_OVA16M		FLOAT	Private stg above 16M. From DSTDS_CTCTCB_SA.
DST_CT_NONCICSTCB		INTEGER	Curr number of non-CICS TCB. From DSTDS_NCTCB_COUNT.
DST_CPU_NONCICSTCB		INTEGER	So far for currently attach. From DSTDS_NCTCB_CPU.
DST_NCTCB_BEL16M		FLOAT	Private stg below 16M. From DSTDS_NCTCB_SB.
DST_NCTCB_OVA16M		FLOAT	Private stg above 16M. From DSTDS_NCTCB_SA.
DST_CTCTCB_BEL_USE		FLOAT	<16M in use. From DSTDS_CTCTCB_SB_IN.
DST_CTCTCB_OVA_USE		FLOAT	>16M in use. From DSTDS_CTCTCB_SA_IN.
DST_NCTCB_BEL_USE		FLOAT	<16M in use. From DSTDS_NCTCB_SB_IN.
DST_NCTCB_OVA_USE		FLOAT	>16M in use. From DSTDS_NCTCB_SA_IN.

CICS_MVSTCB_H

This table provides hourly MVS TCB Global statistics from CICS TS (SMF 110, subtype 2). This maps the CICS DFHDSTDS macro.

The default retention period for this table is 7 days.

Column name		Data type	Description
DATE	K	DATE	Date when the statistics record was written to SMF. From SMFSTDTE
TIME	K	TIME	Time when the statistics record was written to SMF. From SMFSTTME
MVS_SYSTEM_ID	K	CHAR(4)	MVS system ID. This is the SMF system ID. From SMFSTSID
CICS_SYSTEM_ID	K	CHAR(8)	CICS generic APPLID. This is the VTAM application ID used when requesting a session with this CICS system. From SMFSTPRN
PERIOD_NAME	K	CHAR(8)	Name of the period. This is derived using fields SMFSTSID, SMFSTDTE, and SMFSTTME from the record as parameters in the PERIOD function
DST_CT_CICSTCB		INTEGER	Current number of CICS TCBs. From DSTDS_CTCB_COUNT.
DST_CPU_CICSTCB		FLOAT	So far for currently attach. From DSTDS_CTCB_CPU.
DST_PRIV_BEL16M		FLOAT	Private stg below 16M. From DSTDS_CTCB_SB.
DST_PRIV_OVA16M		FLOAT	Private stg above 16M. From DSTDS_CTCB_SA.
DST_CT_NONCICSTCB		INTEGER	Curr number of non-CICS TCB. From DSTDS_NCTCB_COUNT.
DST_CPU_NONCICSTCB		INTEGER	So far for currently attach. From DSTDS_NCTCB_CPU.
DST_NCTCB_BEL16M		FLOAT	Private stg below 16M. From DSTDS_NCTCB_SB.
DST_NCTCB_OVA16M		FLOAT	Private stg above 16M. From DSTDS_NCTCB_SA.
DST_CTCB_BEL_USE		FLOAT	<16M in use. From DSTDS_CTCB_SB_IN.
DST_CTCB_OVA_USE		FLOAT	>16M in use. From DSTDS_CTCB_SA_IN.
DST_NCTCB_BEL_USE		FLOAT	<16M in use. From DSTDS_NCTCB_SB_IN.
DST_NCTCB_OVA_USE		FLOAT	>16M in use. From DSTDS_NCTCB_SA_IN.

CICS_MVSTCB_RES_D

This table provides daily MVS TCB Resource statistics from CICS TS (SMF 110, subtype 2). This maps the CICS DFHDRSRS macro.

The default retention period for this table is 30 days.

Column name		Data type	Description
DATE	K	DATE	Date when the statistics record was written to SMF. From SMFSTDTE
MVS_SYSTEM_ID	K	CHAR(4)	MVS system ID. This is the SMF system ID. From SMFSTSID
CICS_SYSTEM_ID	K	CHAR(8)	CICS generic APPLID. This is the VTAM application ID used when requesting a session with this CICS system. From SMFSTPRN
PERIOD_NAME	K	CHAR(8)	Name of the period. This is derived using fields SMFSTSID, SMFSTDTE, and SMFSTTME from the record as parameters in the PERIOD function
DSR_TCB_NAME	K	CHAR(8)	Initial prog or QR, RO etc. From DSRDS_TCB_NAME.

CICS statistics component data tables

Column name		Data type	Description
DSR_TCB_ADDRESS		CHAR(8)	Address of MVS TCB. From DSRDS_TCB_ADDR.
DSR_TCB_TYPE		CHAR(1)	"C" for CICS,"N" for non CICS. From DSRDS_TCB_TYPE
DSR_TCB_CICS_TASK		INTEGER	CICS task number or 0. From DSRDS_TCB_CICS_TSK.
DSR_TCB_MOTHER		CHAR(8)	Address of mother TCB. From DSRDS_TCB_MOTHER.
DSR_TCB_SISTER		CHAR(8)	Address of sister TCB. From DSRDS_TCB_SISTER.
DSR_TCB_DAUGHTER		CHAR(8)	Address of daughter TCB. From DSRDS_TCB_DAUGHTER.
DSR_TCB_CPU		FLOAT	Total CPU time so far. From DSRDS_TCB_CPU.
DSR_TCB_STOR_B16M		FLOAT	Private storage below 16M. From DSRDS_TCB_SB.
DSR_TCB_STOR_A16M		FLOAT	Private storage above 16M. From DSRDS_TCB_SA.
DSR_TCB_INST_B16M		FLOAT	Below 16M in use. From DSRDS_TCB_SB_IN.
DSR_TCB_INST_A16M		FLOAT	Above 16M in use. From DSRDS_TCB_SA_IN.

CICS_MVSTCB_RES_H

This table provides hourly MVS TCB Resource statistics from CICS TS (SMF 110, subtype 2). This maps the CICS DFHDSRDS macro.

The default retention period for this table is 7 days.

Column name		Data type	Description
DATE	K	DATE	Date when the statistics record was written to SMF. From SMFSTDTE
TIME	K	TIME	Time when the statistics record was written to SMF. From SMFSTTME
MVS_SYSTEM_ID	K	CHAR(4)	MVS system ID. This is the SMF system ID. From SMFSTSID
CICS_SYSTEM_ID	K	CHAR(8)	CICS generic APPLID. This is the VTAM application ID used when requesting a session with this CICS system. From SMFSTPRN
PERIOD_NAME	K	CHAR(8)	Name of the period. This is derived using fields SMFSTSID, SMFSTDTE, and SMFSTTME from the record as parameters in the PERIOD function
DSR_TCB_NAME	K	CHAR(8)	Initial prog or QR, RO etc. From DSRDS_TCB_NAME.
DSR_TCB_ADDRESS		CHAR(8)	Address of MVS TCB. From DSRDS_TCB_ADDR.
DSR_TCB_TYPE		CHAR(1)	"C"for CICS,"N" for non CICS. From DSRDS_TCB_TYPE
DSR_TCB_CICS_TASK		INTEGER	CICS task number or 0. From DSRDS_TCB_CICS_TSK.
DSR_TCB_MOTHER		CHAR(8)	Address of mother TCB. From DSRDS_TCB_MOTHER.
DSR_TCB_SISTER		CHAR(8)	Address of sister TCB. From DSRDS_TCB_SISTER.
DSR_TCB_DAUGHTER		CHAR(8)	Address of daughter TCB. From DSRDS_TCB_DAUGHTER.
DSR_TCB_CPU		FLOAT	Total CPU time so far. From DSRDS_TCB_CPU.
DSR_TCB_STOR_B16M		FLOAT	Private storage below 16M. From DSRDS_TCB_SB.
DSR_TCB_STOR_A16M		FLOAT	Private storage above 16M. From DSRDS_TCB_SA.
DSR_TCB_INST_B16M		FLOAT	Below 16M in use. From DSRDS_TCB_SB_IN.
DSR_TCB_INST_A16M		FLOAT	Above 16M in use. From DSRDS_TCB_SA_IN.

CICS_PIPELINE_T

This table provides detailed statistics for PIPELINE. It contains data from CICS statistics records (SMF 110, subtype 2, stid 105). For CICS/TS V3.1 and later, it takes information from the DFHPIRDS CICS dsect.

The default retention period for this table is 7 days.

Column name		Data type	Description
DATE	K	DATE	Date when the statistics record was written to SMF. From SMFSTDTE
PERIOD_NAME	K	CHAR(8)	Name of the period. This is derived using fields SMFSTSID, SMFSTDTE, and SMFSTTME from the record as parameters in the PERIOD function
TIME	K	TIME	Time when the statistics record was written to SMF. From SMFSTTME
MVS_SYSTEM_ID	K	CHAR(4)	MVS system ID. This is the SMF system ID. From SMFSTSID
CICS_SYSTEM_ID	K	CHAR(8)	CICS generic APPLID. This is the VTAM application ID used when requesting a session with this CICS system. From SMFSTPRN
PIPELINE_NAME	K	CHAR(8)	The name of the pipeline resource definition. From PIRPIPNM.
CONFIG_FILE		VARCHAR	The name of the HFS file (254) that provides information about the message handlers and their configuration. From PIRCONF.
SHELF_DIRECTORY		VARCHAR	The fully qualified name of (254) the shelf directory for the pipeline definition. From PIRSHDIR
WSDIR_PICKUP_DIR		VARCHAR	The fully qualified name of (254) the Web service binding directory (also known as the pickup directory). From PIRWSDIR
PIPELINE_USE_COUNT		FLOAT	The number of times this pipeline resource defs was used to install a Web service or to process a Web service request. From PIRUSECNT
PIPELINE_MODE		CHAR(10)	Pipeline Mode.

CICS_DOCT_RES_D

This is a new table. It provides daily DocTemplate resource statistics from CICS TS 3.2 (SMF 110, subtype 2). This maps the CICS DFHDHDDS macro.

The default retention period for this table is 30 days.

Column name		Data type	Description
DATE	K	DATE	Date when the statistics record was written to SMF. From SMFSTDTE
MVS_SYSTEM_ID	K	CHAR(4)	MVS system ID. This is the SMF system ID. From SMFSTSID
CICS_SYSTEM_ID	K	CHAR(8)	CICS generic APPLID. This is the VTAM application ID used when requesting a session with this CICS system. From SMFSTPRN
PERIOD_NAME	K	CHAR(8)	Name of the period. This is derived using fields SMFSTSID, SMFSTDTE, and SMFSTTME from the record as parameters in the PERIOD function
DT_DOCTEMPL_NAME	K	CHAR(8)	Doctemplate name. From DHD_DOCT_NAME.
DT_TEMPLATE_TYPE		CHAR(10)	Doctemplate type. From DHD_TEMPLATE_TYPE.

CICS statistics component data tables

Column name		Data type	Description
DT_APPEND_CRLF		CHAR(1)	Doctemplate append crlf. From DHD_APPEND_CRLF.
DT_TEMPLATE_CONT		CHAR(6)	Doctemplate contents. From DHD_TEMPLATE_CONT.
DT_TEMPLATE_NAME		CHAR(48)	Doctemplate template name. From DHD_TEMPLATE_NAME.
DT_TEMPL_EPROG		CHAR(8)	Template exit program name. From DHD_TEMPL_EPROG.
DT_TEMPL_FILENME		CHAR(8)	Template file name. From DHD_TEMPL_FILENME.
DT_TEMPL_PROGNME		CHAR(8)	Template program name. From DHD_TEMPL_PROGNME.
DT_TEMPL_PDSMEM		CHAR(8)	Template PDS member. From DHD_TEMPL_PDSMEM.
DT_TEMPL_PSDDDNME		CHAR(8)	Template PDS ddname. From DHD_TEMPL_PSDDDNME.
DT_TEMPL_PSDSDNME		CHAR(44)	Template PDS dsname. From DHD_TEMPL_PSDSDNME.
DT_TEMPL_TDQNAME		CHAR(4)	Template tdqueue name. From DHD_TEMPL_TDQNAME.
DT_TEMPL_TSQNAME		CHAR(16)	Template tsqueue name. From DHD_TEMPL_TSQNAME.
DT_TEMPL_HFSFILE		CHAR(254)	Template hfsfile name. From DHD_TEMPL_HFSFILE.
DT_TEMPL_CACHE_SZ		INTEGER	Template cache size. From DHD_TEMPL_CACHE_SZ.
DT_TEMPL_USE_CT		INTEGER	Template use count. From DHD_TEMPL_USE_CT.
DT_TEMPL_NEWCOPY		INTEGER	Template newcopy count. From DHD_TEMPL_NEWCOPY.
DT_TEMPL_READ_CT		INTEGER	Template read count. From DHD_TEMPL_READ_CT.
DT_TEMPL_CACHEUSE		INTEGER	Template cache copy used. From DHD_TEMPL_CACHEUSE.
DT_TEMPL_CACHEDEL		INTEGER	Template cache deleted. From DHD_TEMPL_CACHEDEL.

CICS_DOCT_RES_H

This table provides hourly DocTemplate resource statistics from CICS TS 3.2 (SMF 110, subtype 2). This maps the CICS DFHDHDDS macro.

The default retention period for this table is 7 days.

Column name		Data type	Description
DATE	K	DATE	Date when the statistics record was written to SMF. From SMFSTDTE
TIME	K	TIME	Time when the statistics record was written to SMF. From SMFSTTME
MVS_SYSTEM_ID	K	CHAR(4)	MVS system ID. This is the SMF system ID. From SMFSTSID
CICS_SYSTEM_ID	K	CHAR(8)	CICS generic APPLID. This is the VTAM application ID used when requesting a session with this CICS system. From SMFSTPRN
PERIOD_NAME	K	CHAR(8)	Name of the period. This is derived using fields SMFSTSID, SMFSTDTE, and SMFSTTME from the record as parameters in the PERIOD function
DT_DOCTEMPL_NAME	K	CHAR(8)	Doctemplate name. From DHD_DOCT_NAME.
DT_TEMPLATE_TYPE		CHAR(10)	Doctemplate type. From DHD_TEMPLATE_TYPE.
DT_APPEND_CRLF		CHAR(1)	Doctemplate append crlf. From DHD_APPEND_CRLF.
DT_TEMPLATE_CONT		CHAR(6)	Doctemplate contents. From DHD_TEMPLATE_CONT.
DT_TEMPLATE_NAME		CHAR(48)	Doctemplate template name. From DHD_TEMPLATE_NAME.
DT_TEMPL_EPROG		CHAR(8)	Template exit program name. From DHD_TEMPL_EPROG.
DT_TEMPL_FILENME		CHAR(8)	Template file name. From DHD_TEMPL_FILENME.

Column name		Data type	Description
DT_TEMPL_PROGNME		CHAR(8)	Template program name. From DHD_TEMPL_PROGNME.
DT_TEMPL_PDSMEM		CHAR(8)	Template PDS member. From DHD_TEMPL_PDSMEM.
DT_TEMPL_PSDSDNME		CHAR(8)	Template PDS ddname. From DHD_TEMPL_PSDSDNME.
DT_TEMPL_PSDSNME		CHAR(44)	Template PDS dsname. From DHD_TEMPL_PSDSNME.
DT_TEMPL_TDQNAME		CHAR(4)	Template tdqueue name. From DHD_TEMPL_TDQNAME.
DT_TEMPL_TSQNAME		CHAR(16)	Template tsqueue name. From DHD_TEMPL_TSQNAME.
DT_TEMPL_HFSFILE		CHAR(254)	Template hfsfile name. From DHD_TEMPL_HFSFILE.
DT_TEMPL_CACHE_SZ		INTEGER	Template cache size. From DHD_TEMPL_CACHE_SZ.
DT_TEMPL_USE_CT		INTEGER	Template use count. From DHD_TEMPL_USE_CT.
DT_TEMPL_NEWCOPY		INTEGER	Template newcopy count. From DHD_TEMPL_NEWCOPY.
DT_TEMPL_READ_CT		INTEGER	Template read count. From DHD_TEMPL_READ_CT.
DT_TEMPL_CACHEUSE		INTEGER	Template cache copy used. From DHD_TEMPL_CACHEUSE.
DT_TEMPL_CACHEDEL		INTEGER	Template cache deleted. From DHD_TEMPL_CACHEDEL.

CICS_S_AUTO_TERM_T

This table provides detailed statistics data on CICS systems. It contains data from CICS autoinstalled terminal records from CICS statistics records (SMF 110, subtype 2).

The default retention period for this table is 7 days.

Column name		Data type	Description
DATE	K	DATE	Date when the statistics record was written to SMF. From SMFSTDTE.
PERIOD_NAME	K	CHAR(8)	Name of the period. This is derived using fields SMFSTSID, SMFSTDTE, and SMFSTTME from the record as parameters in the PERIOD function.
TIME	K	TIME	Time when the statistics record was written to SMF. From SMFSTTME.
MVS_SYSTEM_ID	K	CHAR(4)	MVS system ID. This is the SMF system ID. From SMFSTSID.
CICS_SYSTEM_ID	K	CHAR(8)	CICS generic APPLID. This is the VTAM application ID used when requesting a session with this CICS system. From SMFSTPRN.
AUTOINSTALL_ATT		INTEGER	Number of eligible autoinstall attempts made. From A04VADAT.
DELETIONS		INTEGER	Number of deletions of terminal entries. From A04VADLO.
IDLE_CUR_CNT		INTEGER	Current idle count. CICS V4 and later. From A04CIDCT.
IDLE_CUR_TIME		TIME	Time (hh:mm:ss) that all current remote terminal definitions have been idle awaiting reuse. CICS V4 and later. From A04CIDLE.
IDLE_CUR_TIME_MAX		TIME	Maximum time (hh:mm:ss) that a currently idle shipped terminal definition has been idle during the recording period. CICS V4 and later. From A04CMAXI.
IDLE_MAX_TIME		TIME	Maximum time (hh:mm:ss) that a previously idle shipped terminal definition had been idle during the recording period. CICS V4 and later. From A04TMAXI.

CICS statistics component data tables

Column name		Data type	Description
IDLE_TOTAL_CNT		INTEGER	Total number of times that all previously used remote terminal definitions had been idle awaiting reuse. Does not include remote terminal definitions currently idle awaiting reuse. CICS V4 and later. From A04TIDCT.
IDLE_TOTAL_TIME		TIME	Total time (hh:mm:ss) that all previously used remote terminal definitions had been idle awaiting reuse. Does not include remote terminal definitions currently idle awaiting reuse. CICS V4 and later. From A04TIDLE.
INTERVAL_EXP_CNT		INTEGER	Number of times the remote delete interval (REM_DEL_DELAY) expired since the start of the recording period. CICS V4 and later. From A04TIEXP.
QUEUED_LOGONS		INTEGER	Number of attempts that waited for deletion. From A04VADQT.
QUEUED_LOGONS_PEAK		INTEGER	Highest number of logons that waited for deletion. From A04VADQK.
QUEUED_PEAK_COUNT		INTEGER	Number of times the peak number of waiting logons was reached. From A04VADQX.
RECORD_INCOMPLETE		CHAR(3)	Contains YES if the CICS statistics record is incomplete. From SMFSTICD.
RECORD_TYPE		CHAR(3)	Type of CICS statistics record. Can be USS (Unsolicited), EOD (End of day), REQ (Requested), or INT (Interval). From SMFSTRQT.
RECORD_VERSION		CHAR(4)	CICS Version and Release that wrote this record; for example, 0330. From SMFSTRVN.
REJECTED_ATTEMPTS		INTEGER	Number of eligible autoinstall attempts rejected. From A04VADRJ.
REM_DEL_DELAY		TIME	Time delay (hh:mm:ss) between invocations of the timeout delete transaction that removes redundant shipped terminal definitions. Set by the DSHIPINT SIT-parameter, or by a subsequent SET DELETSHIPPED command. CICS V4 and later. From A04RDINT.
REM_DEL_DELETES		INTEGER	Number of shipped terminal definitions deleted from this region because of pre-CICS/ESA 4.1 remote delete instructions, since the start of the recording period. CICS V4 and later. From A04RDDEL.
REM_DEL_IDLE		TIME	Minimum time (hh:mm:ss) that an inactive shipped terminal definition must remain installed in this region, before it becomes eligible for removal by the CICS timeout delete transaction. CICS V4 and later. From A04RDIDL.
REM_DEL_ISSUED		INTEGER	Number of pre-CICS/ESA 4.1 remote delete instructions issued by this region since the start of the recording period. CICS V4 and later. From A04RDISS.
REM_DEL_REC_CNT		INTEGER	Number of pre-CICS/ESA 4.1 remote delete instructions received by this region since the start of the recording period. CICS V4 and later. From A04RDREC.
REM_TERM_BUILDS		INTEGER	Number of shipped remote terminal definitions installed at the start of the recording period, plus the number built during the recording period. CICS V4 and later. From A04SKBLT.
REM_TERM_DELETES		INTEGER	Number of shipped remote terminal definitions deleted during the recording period by the TIMEOUT transaction. CICS V4 and later. From A04SKDEL.

Column name		Data type	Description
REM_TERM_INSTALLS		INTEGER	Number of shipped remote terminal definitions currently installed in this region. CICS V4 and later. From A04SKINS.
SETLOGON_HOLD		INTEGER	Number of times the SETLOGON HOLD command was issued. From A04VADSH.
TERM_CREATE_PEAK		INTEGER	Peak number of attempts to create terminal entries. From A04VADPK.
TERM_PEAK_COUNT		INTEGER	Number of peak attempts reached. From A04VADPX.

CICS_S_AUTO_TERM_D

This table provides daily statistics on CICS autoinstalled terminals. It contains consolidated data from the CICS_S_AUTO_TERM_T table.

The default retention period for this table is 30 days.

Column name		Data type	Description
DATE	K	DATE	Date when the statistics records were written to SMF. From SMFSTDTE.
PERIOD_NAME	K	CHAR(8)	Name of the period. This is derived using fields SMFSTSID, SMFSTDTE, and SMFSTTME from the record as parameters in the PERIOD function.
MVS_SYSTEM_ID	K	CHAR(4)	MVS system ID. This is the SMF system ID. From SMFSTSID.
CICS_SYSTEM_ID	K	CHAR(8)	CICS generic APPLID. This is the VTAM application ID used when requesting a session with this CICS system. From SMFSTPRN.
AUTOINSTALL_ATT		INTEGER	Number of eligible autoinstall attempts made. From A04VADAT.
DELETIONS		INTEGER	Number of deletions of terminal entries. From A04VADLO.
IDLE_MAX_TIME		TIME	Maximum time (hh:mm:ss) that a previously idle shipped terminal definition had been idle during the recording period. CICS V4 and later. From A04TMAXI.
IDLE_TOTAL_CNT		INTEGER	Total number of times that all previously used remote terminal definitions had been idle awaiting reuse. Does not include remote terminal definitions currently idle awaiting reuse. CICS V4 and later. From A04TIDCT.
INTERVAL_EXP_CNT		INTEGER	Number of times the remote delete interval (REM_DEL_DELAY) expired since the start of the recording period. CICS V4 and later. From A04TIEXP.
QUEUED_LOGONS		INTEGER	Number of attempts that waited for deletion. From A04VADQT.
QUEUED_LOGONS_PEAK		INTEGER	Highest number of logons that waited for deletion. From A04VADQK.
QUEUED_PEAK_COUNT		INTEGER	Number of times the peak number of waiting logons was reached. From A04VADQX.
REJECTED_ATTEMPTS		INTEGER	Number of eligible autoinstall attempts rejected. From A04VADRJ.
REM_DEL_DELETES		INTEGER	Number of shipped terminal definitions deleted from this region because of pre-CICS/ESA 4.1 remote delete instructions, since the start of the recording period. CICS V4 and later. From A04RDDEL.

CICS statistics component data tables

Column name		Data type	Description
REM_DEL_ISSUED		INTEGER	Number of pre-CICS/ESA 4.1 remote delete instructions issued by this region since the start of the recording period. CICS V4 and later. From A04RDISS.
REM_DEL_REC_CNT		INTEGER	Number of pre-CICS/ESA 4.1 remote delete instructions received by this region since the start of the recording period. CICS V4 and later. From A04RDREC.
REM_TERM_BUILDS		INTEGER	Number of shipped remote terminal definitions installed at the start of the recording period, plus the number built during the recording period. CICS V4 and later. From A04SKBLT.
REM_TERM_DELETES		INTEGER	Number of shipped remote terminal definitions deleted during the recording period by the TIMEOUT transaction. CICS V4 and later. From A04SKDEL.
SETLOGON_HOLD		INTEGER	Number of times the SETLOGON HOLD command was issued. From A04VADSH.
TERM_CREATE_PEAK		INTEGER	Peak number of attempts to create terminal entries. From A04VADPK.
TERM_PEAK_COUNT		INTEGER	Number of peak attempts reached. From A04VADPX.

CICS_S_CFDT_GREQ_T

This table provides detailed Coupling Facility table server requests statistics. Total table control request statistics for all tables are supplied. For CICS/TS V1.3 and later, this maps the DFHCFS8K record.

The default retention period for this table is 7 days.

Column name		Data type	Description
DATE	K	DATE	Date when the statistics record was written to SMF. From SMFSTDTE.
PERIOD_NAME	K	CHAR(8)	Name of the period. This is derived using fields SMFSTSID, SMFSTDTE, and SMFSTTME from the record as parameters in the PERIOD function.
TIME	K	TIME	Time when the statistics record was written to SMF. From SMFSTTME.
MVS_SYSTEM_ID	K	CHAR(4)	MVS system ID. This is the SMF system ID. From SMFSTSID.
CICS_SYSTEM_ID	K	CHAR(8)	CICS generic APPLID. This is the VTAM application ID used when requesting a session with this CICS system. From SMFSTPRN.
CF_GBACKOUT_UOW		FLOAT	Number of units of work backed out. From S8SPBACK.
CF_GCOMMIT_UOW		FLOAT	Number of units of work committed. From S8SPCOMM.
CF_GCLOSE_TAB		FLOAT	Number of successful CLOSE requests for the table. From S8OCCLOS.
CF_GDEL_MULT		FLOAT	Number of multiple (generic) delete requests. From S8RQDELM.
CF_GDELETE		FLOAT	Number of DELETE requests. From S8RQDELE.
CF_GDELETE_TAB		FLOAT	Number of times a table was deleted. From S8OCDELE.
CF_GEXTR_STATS		FLOAT	Number of extract table statistics. From S8OCSTAT.
CF_GINQUIRE		FLOAT	Number of INQUIRE table requests. From S8IQINQU.

CICS statistics component data tables

Column name		Data type	Description
CF_GINQUIRE_UOW		FLOAT	Number of units of work INQUIRE requests. From S8SPINQU.
CF_GLOAD		FLOAT	Number of records written by initial load requests. From S8RQLOAD.
CF_GOPEN_TAB		FLOAT	Number of successful OPEN requests for the table. From S8SOCOPEN.
CF_GPOINT		FLOAT	Number of POINT requests. From S8RQPOIN.
CF_GPREPARE		FLOAT	Number of units of work prepared. From S8SPPREP.
CF_GREAD		FLOAT	Number of READ requests (including those for update). From S8RQREAD.
CF_GREAD_DEL		FLOAT	Number of combined READ and DELETE requests. From S8RQRDDL.
CF_GRESTART_UOW		FLOAT	Number of times that the connections were restarted. From S8SPREST.
CF_GRETLOCK_UOW		FLOAT	Number of units of work whose locks are retained. From S8SPRETA.
CF_GRETURN_HIGH		FLOAT	Number of requests for current highest key. From S8RQHIG.
CF_GREWRITES		FLOAT	Number of REWRITE requests. From S8RQREWR.
CF_GSET_ATTR		FLOAT	Number of times new table status was set. From S8OCSET.
CF_GUNLOCK		FLOAT	Number of UNLOCK requests. From S8RQUNLK.
CF_GWRITES		FLOAT	Number of WRITE requests for new records. From S8RQWRIT.

CICS_S_CFDT_GREQ_D

This table provides daily Coupling Facility table server requests statistics. Total table control request statistics for all tables are supplied. For CICS/TS V1.3 and later, this maps the DFHCFS8K record.

The default retention period for this table is 30 days.

Column name		Data type	Description
DATE	K	DATE	Date when the statistics record was written to SMF. From SMFSTDTE.
PERIOD_NAME	K	CHAR(8)	Name of the period. This is derived using fields SMFSTSID, SMFSTDTE, and SMFSTTME from the record as parameters in the PERIOD function.
MVS_SYSTEM_ID	K	CHAR(4)	MVS system ID. This is the SMF system ID. From SMFSTSID.
CICS_SYSTEM_ID	K	CHAR(8)	CICS generic APPLID. This is the VTAM application ID used when requesting a session with this CICS system. From SMFSTPRN.
CF_GBACKOUT_UOW		FLOAT	Number of units of work backed out. From S8SPBACK.
CF_GCOMMIT_UOW		FLOAT	Number of units of work committed. From S8SPCOMM.
CF_GCLOSE_TAB		FLOAT	Number of successful CLOSE requests for the table. From S8OCCLOS.
CF_GDEL_MULT		FLOAT	Number of multiple (generic) delete requests. From S8RQDELM.

CICS statistics component data tables

Column name		Data type	Description
CF_GDELETE		FLOAT	Number of DELETE requests. From S8RQDELE.
CF_GDELETE_TAB		FLOAT	Number of times a table was deleted. From S8OCDELE.
CF_GEXTR_STATS		FLOAT	Number of extract table statistics. From S8OCSTAT.
CF_GINQUIRE		FLOAT	Number of INQUIRE table requests. From S8IQINQU.
CF_GINQUIRE_UOW		FLOAT	Number of INQUIRE table requests. From S8SPINQU.
CF_GLOAD		FLOAT	Number of records written by initial load requests. From S8RQLOAD.
CF_GOPEN_TAB		FLOAT	Number of successful OPEN requests for the table. From S8SOCOPEN.
CF_GPOINT		FLOAT	Number of POINT requests. From S8RQPOIN.
CF_GPREPARE		FLOAT	Number of units of work prepared. From S8SPPREP.
CF_GREAD		FLOAT	Number of READ requests (including those for update). From S8RQREAD.
CF_GREAD_DEL		FLOAT	Number of combined READ and DELETE requests. From S8RQRDDL.
CF_GRESTART_UOW		FLOAT	Number of times that the connections were restarted. From S8SPREST.
CF_GRETLOCK_UOW		FLOAT	Number of units of work whose locks are retained. From S8PRETA.
CF_GRETURN_HIGH		FLOAT	Number of requests for current highest key. From S8RQHIG.
CF_GREWRITES		FLOAT	Number of REWRITE requests. From S8RQREWR.
CF_GSET_ATTR		FLOAT	Number of times new table status was set. From S8OCSET.
CF_GUNLOCK		FLOAT	Number of UNLOCK requests. From S8RQUNLK.
CF_GWRITES		FLOAT	Number of WRITE requests for new records. From S8RQWRIT.

CICS_S_CFD_T_SERV_T

This table provides detailed Coupling Facility data tables list structure. For CICS/TS V1.3 and later, this maps the DFHCFS6K record.

The default retention period for this table is 7 days.

Column name		Data type	Description
DATE	K	DATE	Date when the statistics record was written to SMF. From SMFSTDTE.
PERIOD_NAME	K	CHAR(8)	Name of the period. This is derived using fields SMFSTSID, SMFSTDTE, and SMFSTTME from the record as parameters in the PERIOD function.
TIME	K	TIME	Time when the statistics record was written to SMF. From SMFSTTME.
MVS_SYSTEM_ID	K	CHAR(4)	MVS system ID. This is the SMF system ID. From SMFSTSID.
CICS_SYSTEM_ID	K	CHAR(8)	CICS generic APPLID. This is the VTAM application ID used when requesting a session with this CICS system. From SMFSTPRN.
CF_LISTSTRUC_NAME	K	CHAR(16)	Full name of the list structure. From S6NAME.

CICS statistics component data tables

Column name		Data type	Description
CF_CONNECT_NAME	K	CHAR(16)	Name of the connection to the list structure. From S6CONNNAME.
CF_ALLOC_SIZE		FLOAT	Current allocated size of the list structure. From S6SIZE.
CF_ALLOC_SIZE_MAX		FLOAT	Maximum size to which the structure could be altered. From S6SIZEMX.
CF_ASYNC_REQS		FLOAT	Number of requests completion was asynchronous. From S6ASYCT.
CF_AUTH_MISMATCH		FLOAT	Number of times a list authority comparison failed, mismatch caused by table status update. From S6RSP5CT.
CF_BUFF_SHORT		FLOAT	Number of times that entry data was larger than the input buffer length, which normally results in a retry with a larger buffer. From S6RSP2CT.
CF_CNTLIST_HEAD		FLOAT	Maximum number of list headers in the structure could be altered. From S6HDRSCT.
CF_CREATE_LIST		FLOAT	Number of times a new data list was created. From S6CRLCT.
CF_DATAEL_MAX		FLOAT	Maximum element size per entry (for 32 KB). From S6ELEMMLN.
CF_DATAEL_SIZE		FLOAT	Data element size as fullword. From S6ELEMMLN.
CF_DEL_APPL_ENTR		FLOAT	Number of delete APPLID entries. From S6DLACT.
CF_DEL_UOW_ENTRY		FLOAT	Number of unit of work list deletes. From S6DLUCT.
CF_DELETE_DATAIT		FLOAT	Number of data entry deletes. From S6DLDCT.
CF_DELETE_LIST		FLOAT	Number of times a data list was deleted for reuse. From S6DLLCT.
CF_DELTBIX_ENTRY		FLOAT	Number of table index deletes. From S6DLICT.
CF_ELEMFREE_MIN		FLOAT	Lowest number of free elements. From S6ELEMLO.
CF_ELEMRET_MAX		FLOAT	Maximum elements returned by IXLCONN. From S6ELEMMLN.
CF_ELEMUSE_MAX		FLOAT	Highest number of elements in use. From S6ELEMHI.
CF_ELSEID_ENTRY		FLOAT	Element side of entry element ratio. From S6ELEMPE.
CF_ENT_APPLID_MAX		FLOAT	Highest entries on APPLID list. From S6APPLHI.
CF_ENT_FRELST_MAX		FLOAT	Highest entries on the free list. From S6FREEHI.
CF_ENT_TABIND_MAX		FLOAT	Highest entries on the free list. From S6INDXHI.
CF_ENT_UOWLST_MAX		FLOAT	Highest entries in unit of work list. From S6UOWLST.
CF_ENT_USELST_MAX		FLOAT	Highest entries on used list. From S6USEDHI.
CF_ENTRSIDE_ENTRY		FLOAT	Entry side of entry element ratio. From S6ELEMPE.
CF_ENTRYFREE_MIN		FLOAT	Lowest number of entries in use. From S6ENTRLO.
CF_ENTRYRET_MAX		FLOAT	Maximum entries returned by IXLCONN. From S6ENTRMX.
CF_ENTRYUSE_MAX		FLOAT	Highest number of entries in use. From S6ENTRHI.
CF_INQR_DATAI		FLOAT	Number of inquiries on data list. From S6INLCT.
CF_LIST_HEAD_MAX		FLOAT	Headers used for Control List. From S6HDRS.
CF_LIST_OUTSPACE		FLOAT	Number of times the list structure became full. From S6RSP7CT.

CICS statistics component data tables

Column name		Data type	Description
CF_MAXLIST_REACH		FLOAT	Number of times a table reached the maximum number of items causing the relevant list to be marked as full. From S6RSP6CT.
CF_MODIFY_LIST		FLOAT	Number of times that data list controls were modified. From S6MDLCT.
CF_NOMATCH_FOUND		FLOAT	Number of entries not found (table or item). From S6RSP3CT.
CF_NOMATCH_VERS		FLOAT	Number of times a version check failed for an entry being updated, indicating that another task had updated it first. From S6RSP4CT.
CF_NORMAL_RESP		FLOAT	Number of normal responses. From S6RSP1CT.
CF_OTHER_ERROR		FLOAT	Number of times some other error codes were returned by IXLLIST.
CF_READ_APPL_ENTR		FLOAT	Number of read APPLID entries. From S6RDACT.
CF_READ_DATAIT		FLOAT	Number of data entry reads. From S6RDDCT.
CF_READ_MSGQUEUE		FLOAT	Number of lock release messages read by this server. From S6RDMCT.
CF_READ_UOW_ENTRY		FLOAT	Number of unit of work list reads. From S6WRDUCT.
CF_READTBIX_ENTRY		FLOAT	Number of table index reads. From S6RDICT.
CF_REREAD_FULL		FLOAT	Number of reread entries for full data length. From S6RRLCT.
CF_REWRT_APPL_ENTR		FLOAT	Number of rewrite APPLID entries. From S6RWACT.
CF_REWRT_DATAIT		FLOAT	Number of data entry rewrites. From S6RWDCT.
CF_REWRT_UOW_ENTRY		FLOAT	Number of unit of work list rewrites. From S6RWUCT.
CF_REWRRTBIX_ENTRY		FLOAT	Number of table index writes to update table status. From S6RWICT.
CF_SMR_STR_UNAVAIL		FLOAT	Structure temporarily unavailable, during system-managed rebuild. From S6RSP9CT
CF_TBLDATA_HEAD		FLOAT	Headers available for table data. From S6HDRSCD.
CF_WRITE_APPL_ENTR		FLOAT	Number of write APPLID entries. From S6WRACT.
CF_WRITE_DATAIT		FLOAT	Number of data entry writes. From S6WRDCT.
CF_WRITE_UOW_ENTRY		FLOAT	Number of unit of work list writes. From S6WRUCT.
CF_WRITE_MSGQUEUE		FLOAT	Number of lock release messages sent by this server. From S6RDMCT.
CF_WRITETBIX_ENTRY		FLOAT	Number of table index writes to create new tables. From S6WRICT.

CICS_S_CFDT_SERV_D

This table provides daily Coupling Facility data tables list structure. For CICS/TS V1.3 and later, this maps the DFHCFS6K record.

The default retention period for this table is 30 days.

Column name		Data type	Description
DATE	K	DATE	Date when the statistics record was written to SMF. From SMFSTDTE.

CICS statistics component data tables

Column name		Data type	Description
PERIOD_NAME	K	CHAR(8)	Name of the period. This is derived using fields SMFSTSID, SMFSTDTE, and SMFSTTME from the record as parameters in the PERIOD function.
MVS_SYSTEM_ID	K	CHAR(4)	MVS system ID. This is the SMF system ID. From SMFSTSID.
CICS_SYSTEM_ID	K	CHAR(8)	CICS generic APPLID. This is the VTAM application ID used when requesting a session with this CICS system. From SMFSTPRN.
CF_LISTSTRUC_NAME	K	CHAR(16)	Full name of the list structure. From S6NAME.
CF_CONNECT_NAME	K	CHAR(16)	Name of the connection to the list structure. From S6CNNAME.
CF_ALLOC_SIZE		FLOAT	Current allocated size of the list structure. From S6SIZE.
CF_ALLOC_SIZE_MAX		FLOAT	Maximum size to which the structure could be altered. From S6SIZEMX.
CF_ASYNC_REQS		FLOAT	Number of requests for which completion was asynchronous. From S6ASYCT.
CF_AUTH_MISMATCH		FLOAT	Number of times a list authority comparison failed, mismatch caused by table status update. From S6RSP5CT.
CF_BUFF_SHORT		FLOAT	Number of times that entry data was larger than the input buffer length, which normally results in a retry with a larger buffer. From S6RSP2CT.
CF_CNTLIST_HEAD		FLOAT	Maximum number of list headers in the structure could be altered. From S6HDRSCT.
CF_CREATE_LIST		FLOAT	Number of times a new data list was created. From S6CRLCT.
CF_DATAEL_MAX		FLOAT	Maximum elements per entry (for 32 KB). From S6ELEM LN.
CF_DATAEL_SIZE		FLOAT	Data element size as fullword. From S6ELEM LN.
CF_DEL_APPL_ENTR		FLOAT	Number of delete APPLID entries. From S6DLACT.
CF_DEL_UOW_ENTRY		FLOAT	Number of unit of work list deletes. From S6DLUCT.
CF_DELETE_DATAIT		FLOAT	Number of data entries deletes. From S6DL DCT.
CF_DELETE_LIST		FLOAT	Number of times a data list was deleted for reuse. From S6DLLCT.
CF_DELTBIX_ENTRY		FLOAT	Number of table index deletes. From S6DLICT.
CF_ELEMFREE_MIN		FLOAT	Lowest number of free elements. From S6ELEM LO.
CF_ELEMRET_MAX		FLOAT	Maximum elements returned by IXLCONN. From S6ELEM MX.
CF_ELEMUSE_MAX		FLOAT	Highest number of elements in use. From S6ELEM HI.
CF_ELSEDE_ENTRY		FLOAT	Element side of entry element ratio. From S6ELEM PE.
CF_ENT_APPLID_MAX		FLOAT	Highest entries on APPLID list. From S6APPL HI.
CF_ENT_FRELST_MAX		FLOAT	Highest entries on free list. From S6FREE HI.
CF_ENT_TABIND_MAX		FLOAT	Highest entries on free list. From S6INDX HI.
CF_ENT_UOWLST_MAX		FLOAT	Highest entries in unit of work list. From S6UOWLST.
CF_ENT_USELST_MAX		FLOAT	Highest entries on used list. From S6USED HI.
CF_ENTRSIDE_ENTRY		FLOAT	Entry side of entry element ratio. From S6ELEM PE.
CF_ENTRYFREE_MIN		FLOAT	Lowest number of entries in use. From S6ENTR LO.

CICS statistics component data tables

Column name		Data type	Description
CF_ENTRYRET_MAX		FLOAT	Maximum entries returned by IXLCONN. From S6ENTRMX.
CF_ENTRYUSE_MAX		FLOAT	Highest number of entries in use. From S6ENTRHI.
CF_INQR_DATAALST		FLOAT	Number of inquiries on data list. From S6INLCT.
CF_LIST_HEAD_MAX		FLOAT	Headers used for Control List. From S6HDRS.
CF_LIST_OUTSPACE		FLOAT	Number of times the list structure became full. From S6RSP7CT.
CF_MAXLIST_REACH		FLOAT	Number of times a table reached the maximum number of items causing the relevant list to be marked as full. From S6RSP6CT.
CF_MODIFY_LIST		FLOAT	Number of times that data list controls were modified. From S6MDLCT.
CF_NOMATCH_FOUND		FLOAT	Number of entries not found (table or item). From S6RSP3CT.
CF_NOMATCH_VERS		FLOAT	Number of times a version check failed for an entry being updated, indicating that another task had updated it first. From S6RSP4CT.
CF_NORMAL_RESP		FLOAT	Number of normal responses. From S6RSP1CT.
CF_OTHER_ERROR		FLOAT	Number of times some other error codes were returned by IXLLIST.
CF_READ_APPL_ENTR		FLOAT	Number of read APPLID entries. From S6RDACT.
CF_READ_DATAIT		FLOAT	Number of data entry reads. From S6RDDCT.
CF_READ_MSGQUEUE		FLOAT	Number of lock release messages read by this server. From S6RDMCT.
CF_READ_UOW_ENTRY		FLOAT	Number of unit of work list reads. From S6WRDUCT.
CF_READTBIX_ENTRY		FLOAT	Number of table index reads. From S6RDICT.
CF_REREAD_FULL		FLOAT	Number of reread entries for full data length. From S6RRLCT.
CF_REWRT_APPL_ENTR		FLOAT	Number of rewrite APPLID entries. From S6RWACT.
CF_REWRT_DATAIT		FLOAT	Number of data entry rewrites. From S6RWDCT.
CF_REWRT_UOW_ENTRY		FLOAT	Number of unit of work list rewrites. From S6RWUCT.
CF_REWRTTBIX_ENTRY		FLOAT	Number of table index writes to update table status. From S6RWICT.
CF_SMR_STR_UNAVAIL		FLOAT	Structure temporarily unavailable, during system-managed rebuild. From S6RSP9CT
CF_TBLDATA_HEAD		FLOAT	Headers available for Table Data. From S6HDRSCD.
CF_WRITE_APPL_ENTR		FLOAT	Number of write APPLID entries. From S6WRACT.
CF_WRITE_DATAIT		FLOAT	Number of data entry writes. From S6WRDCT.
CF_WRITE_UOW_ENTRY		FLOAT	Number of unit of work list writes. From S6WRUCT.
CF_WRITE_MSGQUEUE		FLOAT	Number of lock release messages sent by this server. From S6RDMCT.
CF_WRITETBIX_ENTRY		FLOAT	Number of table index writes to create new tables. From S6WRICT.

CICS_S_CFDT_STOR_T

This table provides detailed Coupling Facility data table storage statistics. For CICS/TS V1.3 and later, this maps the DFHCFS9K record.

The default retention period for this table is 7 days.

Column name		Data type	Description
DATE	K	DATE	Date when the statistics record was written to SMF. From SMFSTDTE.
PERIOD_NAME	K	CHAR(8)	Name of the period. This is derived using fields SMFSTSID, SMFSTDTE, and SMFSTTME from the record as parameters in the PERIOD function.
TIME	K	TIME	Time when the statistics record was written to SMF. From SMFSTTME.
MVS_SYSTEM_ID	K	CHAR(4)	MVS system ID. This is the SMF system ID. From SMFSTSID.
CICS_SYSTEM_ID	K	CHAR(8)	CICS generic APPLID. This is the VTAM application ID used when requesting a session with this CICS system. From SMFSTPRN.
CF_STORPOOL	K	CHAR(8)	Name of the storage pool AXMPGANY or AXMPGLOW. From S9ANYNAM or S9LOWNAM.
CF_ADDRESS		FLOAT	Address of the storage pool area. From S9ANYPTR or S9LOWPTR.
CF_COMPRESS		FLOAT	Number of compress (defragmentation) attempts. From S9ANYRQC or S9LOWRQC.
CF_FREE_REQS		FLOAT	Number of storage FREE requests. From S9ANYRQS or S9LOWRQS.
CF_FREEPAGE_LOW		FLOAT	Lowest number of free pages (since reset). From S9ANYLO or S9LOWLO.
CF_GET		FLOAT	Number of storage GET requests. From S9ANYRQG or S9LOWRQG.
CF_GET_FAILED		FLOAT	Number of GET requests that failed to obtain storage. From S9ANYRQF or S9LOWRQF.
CF_PAGES_FREE		FLOAT	Number of free pages in the storage pool. From S9ANYFR or S9LOWFR.
CF_PAGES_TOT		FLOAT	Total number of pages in the storage pool. From S9ANYMX or S9LOWMX.
CF_PAGES_USED		FLOAT	Number of used pages in the storage pool. From S9ANYUS or S9LOWUS.
CF_SIZE		FLOAT	Size of the storage pool. From S9ANYSIZ or S9LOWSIZ.

CICS_S_CFDT_TBAC_T

This table provides detailed Coupling Facility table accesses statistics. For CICS/TS V1.3 and later, this maps the DFHCFS7K record.

The default retention period for this table is 7 days.

Column name		Data type	Description
DATE	K	DATE	Date when the statistics record was written to SMF. From SMFSTDTE.

CICS statistics component data tables

Column name		Data type	Description
PERIOD_NAME	K	CHAR(8)	Name of the period. This is derived using fields SMFSTSID, SMFSTDTE, and SMFSTTME from the record as parameters in the PERIOD function.
TIME	K	TIME	Time when the statistics record was written to SMF. From SMFSTTME.
MVS_SYSTEM_ID	K	CHAR(4)	MVS system ID. This is the SMF system ID. From SMFSTSID.
CICS_SYSTEM_ID	K	CHAR(8)	CICS generic APPLID. This is the VTAM application ID used when requesting a session with this CICS system. From SMFSTPRN.
CF_TABLE_NAME	K	CHAR(16)	Table name padded with spaces. From S7TABLE.
CF_CLOSE_TAB		FLOAT	Number of successful CLOSE requests for the table. From S7OCCLOS.
CF_DEL_MULT		FLOAT	Number of multiple (generic) DELETE requests. From S7RQDELM.
CF_DELETE		FLOAT	Number of DELETE requests. From S7RQDELE.
CF_DELETE_TAB		FLOAT	Number of times the table with the name specified was deleted. From S7OCDELE.
CF_EXTR_STATS		FLOAT	Number of extract table statistics. From S7OCSTAT.
CF_LOAD		FLOAT	Number of records written by initial load requests. From S7RQLOAD.
CF_OPEN_TAB		FLOAT	Number of extract table statistics. From S7OCOPEN.
CF_POINT		FLOAT	Number of POINT requests. From S7RQPOIN.
CF_READ		FLOAT	Number of combined READ and DELETE requests. From S7RQRDDL.
CF_READ_DEL		FLOAT	Number of READ requests (including those for UPDATE). From S7RQREAD.
CF_RETURN_HIGH		FLOAT	Number of requests for the current highest key. From S7RQHIGH.
CF_READ		FLOAT	Number of READ requests (including those for UPDATE). From S7RQREAD.
CF_REWRITES		FLOAT	Number of REWRITE requests. From S7RQREWR.
CF_UNLOCK		FLOAT	Number of UNLOCK requests. From S7RQUNLK.
CF_WRITES		FLOAT	Number of WRITE requests for new records. From S7RQWRIT.

CICS_S_CFDT_TBAC_D

This table provides daily Coupling Facility table accesses statistics. For CICS/TS V1.3 and later, this maps the DFHCFS7K record.

The default retention period for this table is 30 days.

Column name		Data type	Description
DATE	K	DATE	Date when the statistics record was written to SMF. From SMFSTDTE.
PERIOD_NAME	K	CHAR(8)	Name of the period. This is derived using fields SMFSTSID, SMFSTDTE, and SMFSTTME from the record as parameters in the PERIOD function.

CICS statistics component data tables

Column name		Data type	Description
MVS_SYSTEM_ID	K	CHAR(4)	MVS system ID. This is the SMF system ID. From SMFSTSID.
CICS_SYSTEM_ID	K	CHAR(8)	CICS generic APPLID. This is the VTAM application ID used when requesting a session with this CICS system. From SMFSTPRN.
CF_TABLE_NAME	K	CHAR(16)	Table name padded with spaces. From S7TABLE.
CF_CLOSE_TAB		FLOAT	Number of successful CLOSE requests for the table. From S7OCCLOS.
CF_DEL_MULT		FLOAT	Number of multiple (generic) DELETE requests. From S7RQDELM.
CF_DELETE		FLOAT	Number of DELETE requests. From S7RQDELE.
CF_DELETE_TAB		FLOAT	Number of times the table with the name specified was deleted. From S7OCDELE.
CF_EXTR_STATS		FLOAT	Number of extract table statistics. From S7OCSTAT.
CF_LOAD		FLOAT	Number of records written by initial load requests. From S7RQLOAD.
CF_OPEN_TAB		FLOAT	Number of extract table statistics. From S7OCOPEN.
CF_POINT		FLOAT	Number of POINT requests. From S7RQPOIN.
CF_READ		FLOAT	Number of combined READ and DELETE requests. From S7RQRDDL.
CF_READ_DEL		FLOAT	Number of READ requests (including those for UPDATE). From S7RQREAD.
CF_RETURN_HIGH		FLOAT	Number of requests for the current highest key. From S7RQHIGH.
CF_READ		FLOAT	Number of READ requests (including those for UPDATE). From S7RQREAD.
CF_REWRITES		FLOAT	Number of REWRITE requests. From S7RQREWR.
CF_UNLOCK		FLOAT	Number of UNLOCK requests. From S7RQUNLK.
CF_WRITES		FLOAT	Number of WRITE requests for new records. From S7RQWRIT.

CICS_S_DB2CONN_T

This table provides detailed CICS/DB2 global statistics. For CICS/TS V1.2 and later, this maps the DFHD2GDS record.

The default retention period for this table is 7 days.

Column name		Data type	Description
DATE	K	DATE	Date when the statistics record was written to SMF. From SMFSTDTE.
PERIOD_NAME	K	CHAR(8)	Name of the period. This is derived using fields SMFSTSID, SMFSTDTE, and SMFSTTME from the record as parameters in the PERIOD function.
TIME	K	TIME	Time when the statistics record was written to SMF. From SMFSTTME.
MVS_SYSTEM_ID	K	CHAR(4)	MVS system ID. This is the SMF system ID. From SMFSTSID.

CICS statistics component data tables

Column name		Data type	Description
CICS_SYSTEM_ID	K	CHAR(8)	CICS generic APPLID. This is the VTAM application ID used when requesting a session with this CICS system. From SMFSTPRN.
DB2_CONN_NAME	K	CHAR(8)	Name of the installed DB2CONN. From DB2CONNM.
DB2_SYSID	K	CHAR(4)	Name of the DB2 subsystem to which the CICS-DB2 attachment is connected or will connect. From DB2SYSID.
DB2_RELEASE	K	CHAR(4)	Version and release level of the DB2 subsystem to which CICS is currently connected. From DB2RLS.
DB2_COMD_AUTHID		CHAR(8)	Static ID that is to be used for DB2 security checking of command threads. From DB2CMAUT.
DB2_COMD_AUTHTYPE		CHAR(8)	Type of ID that is to be used for DB2 security checking of command threads. From DB2CMATT.
DB2_COMD_CALLS		FLOAT	Number of DB2 commands that are issued using the DSNB transaction. From DB2CMDN.
DB2_COMD_SIGNONS		FLOAT	Number of signons that are performed for command threads. From DB2CMSIG.
DB2_COMD_THR_CRT		FLOAT	The number of create thread requests made to DB2 for command threads. From DB2CMTHREADCRT.
DB2_COMD_THR_CUR		FLOAT	Current number of active command threads. From DB2CMCTH.
DB2_COMD_THR_HWM		FLOAT	Peak number of active command threads. From DB2CMHWM.
DB2_COMD_THR_LIMIT		FLOAT	Current maximum number of command threads that are allowed. From DB2CMMTH.
DB2_COMD_THR_OVERF		FLOAT	Number of times that a DSNB DB2 results in a pool thread being used because the number of active command threads exceeds the command threads limit. From DB2CMOVF.
DB2_COMD_THR_TERM		FLOAT	Number of terminate thread requests that are made to DB2 for command threads. From DB2CMTHT.
DB2_GMT_CONN_TIME		TIMESTAMP	GMT when CICS connected to DB2 (STCK). From DB2GCONN.
DB2_GMT_DISC_TIME		TIMESTAMP	GMT when CICS disconnected from DB2 (STCK). From DB2GDISC.
DB2_LOC_CONN_TIME		TIMESTAMP	Local time when CICS connected to DB2. From DB2LCONN.
DB2_LOC_DISC_TIME		TIMESTAMP	Local time when CICS disconnected from DB2. From DB2LDISC.
DB2_PART_SIGNON		FLOAT	Number of partial signons. From DB2POPSI.
DB2_POOL_ABORTS		FLOAT	Number of UOWs (using pool threads) that were rolled back. From DB2POABO.
DB2_POOL_ACCNTREC		CHAR(4)	Maximum frequency of DB2 accounting records that are to be used for transactions using pool threads. From DB2POACC.
DB2_POOL_AUTHID		CHAR(8)	Static ID that is to be used for DB2 security checking of pool threads. If an Authtype is being used for pool threads, this field contains nulls. From DB2POAUT.
DB2_POOL_AUTHTYPE		CHAR(8)	Type of ID that is to be used for DB2 security checking of pool threads. If an Authtype is being used for pool threads, this field contains nulls. From DB2POAUT.

CICS statistics component data tables

Column name		Data type	Description
DB2_POOL_CALLS		FLOAT	Number of SQL calls that are made using pool threads. From DB2POCAL.
DB2_POOL_COMMITS		FLOAT	Number of 2-phase commits that are performed for UOWs using pool threads. From DB2POCOM.
DB2_POOL_PLAN_NAME		CHAR(8)	Name of the plan being used for the pool. If a dynamic plan exit is being used for the pool, this field is null. From DB2POPNM.
DB2_POOL_PLEX_NAME		CHAR(8)	Name of the dynamic plan exit to be used for the pool. If a static plan is being used for the pool, this field contains nulls. From DB2POPEX.
DB2_POOL_PRIORITY		CHAR(8)	Priority of the pool thread subtasks relative to the CICS main task. From DB2POPRI.
DB2_POOL_RDQ_CUR		FLOAT	Current number of CICS tasks that are waiting for a pool thread to become available. From DB2POTRE.
DB2_POOL_RDQ_HWM		FLOAT	Peak number of CICS tasks that waited for a pool thread to become available. From DB2POHRE.
DB2_POOL_SIGNONS		FLOAT	Number of DB2 signons that are performed for pool threads. From DB2POSIG.
DB2_POOL_SINGLE_PH		FLOAT	Number of UOWs (using pool threads) that used single-phase commit, either because they were R/O UOWs or because DB2 was the only recoverable resource updated in the UOWs. From DB2POSPH.
DB2_POOL_TASK_CUR		FLOAT	Current number of CICS tasks that have used a pool thread. From DB2POTSK.
DB2_POOL_TASK_HWM		FLOAT	Peak number of CICS tasks that have used a pool thread. From DB2POTSH.
DB2_POOL_TASK_TOT		FLOAT	Total number of completed tasks that have used a pool thread. From DB2POTOT.
DB2_POOL_THRWAIT		CHAR(4)	Specifies whether transactions should wait for a pool thread or should be abended if the number of active pool threads exceeds the pool thread limit. From DB2POTHW.
DB2_POOL_THR_CRT		FLOAT	The number of times CICS transactions using the pool create a DB2 thread. From DB2POTHCRT.
DB2_POOL_THR_CUR		FLOAT	Current number of active pool threads. From DB2POTHC.
DB2_POOL_THR_HWM		FLOAT	Peak number of active pool threads. From DB2POTHH.
DB2_POOL_THR_LIMIT		FLOAT	Current maximum number of pool threads that are allowed. From DB2POTHM.
DB2_POOL_THR_REUSE		FLOAT	Number of times that CICS transactions, using the pool, reused an existing DB2 thread. From DB2POTHR.
DB2_POOL_THR_TERM		FLOAT	Number of terminate thread requests made to DB2 for pool threads. From DB2POTHT.
DB2_POOL_THR_WAITS		FLOAT	Number of times that all available threads in the pool were busy and a transaction had to wait for a thread to become available. From DB2POTHW.
DB2_TCB_CURRENT		FLOAT	Current number of subtask TCBs that are attached to service DB2 requests. From DB2CRTCB.
DB2_TCB_FREE		FLOAT	Current number of subtask TCBs without a DB2 thread. From DB2FREET.

CICS statistics component data tables

Column name		Data type	Description
DB2_TCB_HWM		FLOAT	Peak number of subtask TCBs that are attached to service DB2 requests. From DB2HWMTC.
DB2_TCB_LIMIT		FLOAT	Maximum number of subtask TCBs that can be attached to service DB2 requests. From DB2MXTCB.
DB2_TCB_READYQ_CUR		FLOAT	Number of CICS tasks that are queued waiting for a DB2 subtask TCB to become available. From DB2QUTCB.
DB2_TCB_READYQ_HWM		FLOAT	Peak number of CICS tasks that are queued waiting for a DB2 subtask TCB to become available. From DB2RQUHW.

CICS_S_DB2CONN_D

This table provides daily CICS/DB2 global statistics. For CICS/TS V1.2 and later, this maps the DFHD2GDS record.

The default retention period for this table is 30 days.

Column name		Data type	Description
DATE	K	DATE	Date when the statistics record was written to SMF. From SMFSTDTE.
PERIOD_NAME	K	CHAR(8)	Name of the period. This is derived using fields SMFSTSID, SMFSTDTE, and SMFSTTME from the record as parameters in the PERIOD function.
MVS_SYSTEM_ID	K	CHAR(4)	MVS system ID. This is the SMF system ID. From SMFSTSID.
CICS_SYSTEM_ID	K	CHAR(8)	CICS generic APPLID. This is the VTAM application ID used when requesting a session with this CICS system. From SMFSTPRN.
DB2_CONN_NAME	K	CHAR(8)	Name of the installed DB2CONN. From DB2CONNM.
DB2_SYSID	K	CHAR(4)	Name of the DB2 subsystem to which the CICS-DB2 attachment is connected or will connect. From DB2SYSID.
DB2_RELEASE	K	CHAR(4)	Version and release level of the DB2 subsystem to which CICS is currently connected. From DB2RLS.
DB2_COMD_AUTHID		CHAR(8)	Static ID that is to be used for DB2 security checking of command threads. From DB2CMAUT.
DB2_COMD_AUTHTYPE		CHAR(8)	Type of ID that is to be used for DB2 security checking of command threads. From DB2CMATT.
DB2_COMD_CALLS		FLOAT	Number of DB2 commands that are issued using the DSNB transaction. From DB2CMDSN.
DB2_COMD_THR_CUR		FLOAT	The number of create thread requests made to DB2 for command threads. From DB2CMTHREADCRT.
DB2_COMD_THR_CUR		FLOAT	Current number of active command threads. From DB2CMCTH.
DB2_COMD_THR_HWM		FLOAT	Peak number of active command threads. From DB2CMHWM.
DB2_COMD_THR_LIMIT		FLOAT	Current maximum number of command threads that are allowed. From DB2CMMTH.
DB2_COMD_THR_OVERF		FLOAT	Number of times that a DSNB DB2 results in a pool thread being used because the number of active command threads exceeds the command threads limit. From DB2CMOVE.

CICS statistics component data tables

Column name		Data type	Description
DB2_COMD_THR_TERM		FLOAT	Number of terminate thread requests that are made to DB2 for command threads. From DB2CMTHT.
DB2_COMD_SIGNONS		FLOAT	Number of signons that are performed for command threads. From DB2CMSIG.
DB2_GMT_CONN_TIME		TIMESTAMP	GMT when CICS connected to DB2 (STCK). From DB2GCONN.
DB2_GMT_DISC_TIME		TIMESTAMP	GMT when CICS disconnected from DB2 (STCK). From DB2GDISC.
DB2_LOC_CONN_TIME		TIMESTAMP	Local time when CICS connected to DB2. From DB2LCONN.
DB2_LOC_DISC_TIME		TIMESTAMP	Local time when CICS disconnected from DB2. From DB2LDISC.
DB2_PART_SIGNON		FLOAT	Number of partial signons. From DB2POPSI.
DB2_POOL_ABORTS		FLOAT	Number of UOWs (using pool threads) that were rolled back. From DB2POABO.
DB2_POOL_ACCNTREC		CHAR(4)	Maximum frequency of DB2 accounting records that are to be used for transactions using pool threads. From DB2POACC.
DB2_POOL_AUTHID		CHAR(8)	Static ID that is to be used for DB2 security checking of pool threads. If an Authtype is being used for pool threads, this field contains nulls. From DB2POAUI.
DB2_POOL_AUTHTYPE		CHAR(8)	Type of ID that is to be used for DB2 security checking of pool threads. If an Authtype is being used for pool threads, this field contains nulls. From DB2POAUT.
DB2_POOL_CALLS		FLOAT	Number of SQL calls that are made using pool threads. From DB2POCAL.
DB2_POOL_COMMITS		FLOAT	Number of 2-phase commits that are performed for UOWs using pool threads. From DB2POCOM.
DB2_POOL_PLAN_NAME		CHAR(8)	Name of the plan being used for the pool. If a dynamic plan exit is being used for the pool, this field will be null. From DB2POPNM.
DB2_POOL_PLEX_NAME		CHAR(8)	Name of the dynamic plan exit to be used for the pool. If a static plan is being used for the pool, this field contains nulls. From DB2POPEX.
DB2_POOL_PRIORITY		CHAR(8)	Priority of the pool thread subtasks relative to the CICS main task. From DB2POPRI.
DB2_POOL_RDQ_CUR		FLOAT	Current number of CICS tasks that are waiting for a pool thread to become available. From DB2POTRE.
DB2_POOL_RDQ_HWM		FLOAT	Peak number of CICS tasks that waited for a pool thread to become available. From DB2POHRE.
DB2_POOL_SIGNONS		FLOAT	Number of DB2 signons that are performed for pool threads. From DB2POSIG.
DB2_POOL_SINGLE_PH		FLOAT	Number of UOWs (using pool threads) that used single-phase commit, either because they were R/O UOWs or because DB2 was the only recoverable resource updated in the UOWs. From DB2POSPH.
DB2_POOL_TASK_CUR		FLOAT	Current number of CICS tasks that have used a pool thread. From DB2POTSK.

CICS statistics component data tables

Column name		Data type	Description
DB2_POOL_TASK_HWM		FLOAT	Peak number of CICS tasks that have used a pool thread. From DB2POTSH.
DB2_POOL_TASK_TOT		FLOAT	Total number of completed tasks that have used a pool thread. From DB2POTOT.
DB2_POOL_THRWAIT		CHAR(4)	Specifies whether transactions should wait for a pool thread or should be abended if the number of active pool threads exceeds the pool thread limit. From DB2POTHW.
DB2_POOL_THR_CRT		FLOAT	The number of times that CICS transactions using the pool create a DB2 thread. From DB2POTTHREADCRT.
DB2_POOL_THR_CUR		FLOAT	Current number of active pool threads. From DB2POTHC.
DB2_POOL_THR_HWM		FLOAT	Peak number of active pool threads. From DB2POTHH.
DB2_POOL_THR_LIMIT		FLOAT	Current maximum number of pool threads that are allowed. From DB2POTHM.
DB2_POOL_THR_REUSE		FLOAT	Number of times that CICS transactions, using the pool, reused an existing DB2 thread. From DB2POTHR.
DB2_POOL_THR_TERM		FLOAT	Number of terminate thread requests made to DB2 for pool threads. From DB2POTHT.
DB2_POOL_THR_WAITS		FLOAT	Number of times that all available threads in the pool were busy and a transaction had to wait for a thread to become available. From DB2POTHW.
DB2_TCB_CURRENT		FLOAT	Current number of subtask TCBs that are attached to service DB2 requests. From DB2CRTCB.
DB2_TCB_FREE		FLOAT	Current number of subtask TCBs without a DB2 thread. From DB2FREET.
DB2_TCB_HWM		FLOAT	Peak number of subtask TCBs that are attached to service DB2 requests. From DB2HWMTC.
DB2_TCB_LIMIT		FLOAT	Maximum number of subtask TCBs that can be attached to service DB2 requests. From DB2MXTCB.
DB2_TCB_READYQ_CUR		FLOAT	Number of CICS tasks that are queued waiting for a DB2 subtask TCB to become available. From DB2QUTC.
DB2_TCB_READYQ_HWM		FLOAT	Peak number of CICS tasks that are queued waiting for a DB2 subtask TCB to become available. From DB2RQUHW.

CICS_S_DB2ENTRY_T

This table provides detailed CICS/DB2 resource statistics. The resource is a DB2ENTRY. For CICS/TS V1.2 and later, this maps the DFHD2RDS record.

The default retention period for this table is 7 days.

Column name		Data type	Description
DATE	K	DATE	Date when the statistics record was written to SMF. From SMFSTDTE.
PERIOD_NAME	K	CHAR(8)	Name of the period. This is derived using fields SMFSTSID, SMFSTDTE, and SMFSTTME from the record as parameters in the PERIOD function.
TIME	K	TIME	Time when the statistics record was written to SMF. From SMFSTTME.
MVS_SYSTEM_ID	K	CHAR(4)	MVS system ID. This is the SMF system ID. From SMFSTSID.

CICS statistics component data tables

Column name		Data type	Description
CICS_SYSTEM_ID	K	CHAR(8)	CICS generic APPLID. This is the VTAM application ID used when requesting a session with this CICS system. From SMFSTPRN.
DB2_ENTRY_NAME	K	CHAR(8)	Name of the installed DB2ENTRY. From DB2ENTNM.
DB2_ABORTS		FLOAT	Number of UOWs (using this DB2ENTRY) that were rolled back. From DB2ABORT.
DB2_ACCOUNTREC		CHAR(4)	Frequency of DB2 accounting records that are to be produced for transactions using this DB2ENTRY. From DB2ACCSE.
DB2_AUTHID		CHAR(8)	Static ID that is to be used for DB2 security checking of this DB2ENTRY. If an Authtype is being used for the DB2ENTRY, this field is null. From DB2GSTAU.
DB2_AUTHTYPE		CHAR(8)	Type of ID that is to be used for DB2 security checking of this DB2ENTRY. If an Authtype is being used for the DB2ENTRY, this field is null. From DB2AUTTY.
DB2_CALLS		FLOAT	Number of SQL calls that are made using this DB2ENTRY. From DB2CALLS.
DB2_COMMITS		FLOAT	Number of 2-phase commits that are performed for UOWs using this DB2ENTRY. From DB2COMMT.
DB2_PART_SIGNON		FLOAT	Number of partial signons. From DB2POPSI.
DB2_PLAN_NAME		CHAR(8)	Name of the plan being used for this DB2ENTRY. If a dynamic plan exit is being used for the DB2ENTRY, this field is null. From DB2PLNNM.
DB2_PLANEXIT_NAME		CHAR(8)	Name of the dynamic plan exit to be used for this DB2ENTRY. If a static plan is being used for the DB2ENTRY, this field is null. From DB2PLXNM.
DB2_PRIORITY		CHAR(8)	Priority of the DB2ENTRY thread subtasks relative to the CICS main task. From DB2TRHPR.
DB2_PTHREAD_CUR		FLOAT	Current number of protected threads for this DB2ENTRY. From DB2PTHCU.
DB2_PTHREAD_HWM		FLOAT	Peak number of protected threads for this DB2ENTRY. From DB2PTHHW.
DB2_PTHREAD_LIMIT		FLOAT	Current maximum number of protected threads that are allowed for the DB2ENTRY. From DB2PTHMX.
DB2_READYQ_CUR		FLOAT	Current number of CICS tasks that are waiting for a thread to become available on this DB2ENTRY. From DB2PASKR.
DB2_READYQ_HWM		FLOAT	Peak number of CICS tasks that waited for a thread to become available on this DB2ENTRY. From DB2EHWMT.
DB2_SIGNONS		FLOAT	Number of DB2 signons that are performed for this DB2ENTRY. From DB2SIGNO.
DB2_SINGLE_PHASE		FLOAT	Number of UOWs (using the DB2ENTRY) that used single-phase commit, either because they were R/O UOWs or because DB2 was the only recoverable resource updated in the UOWs. From DB2SINPH.
DB2_TASK_CUR		FLOAT	Current number of CICS tasks that are using this DB2ENTRY. From DB2PTASKC.
DB2_TASK_HWM		FLOAT	Peak number of CICS tasks that have used this DB2ENTRY. From DB2PTASKH.
DB2_TASK_TOT		FLOAT	Total number of completed tasks that have used this DB2ENTRY. From DB2PTASKT.

CICS statistics component data tables

Column name		Data type	Description
DB2_THREAD_CRT		FLOAT	The number of create thread requests made to to DB2 for command threads. From DB2CMTHREADCRT.
DB2_THREAD_CUR		FLOAT	Current number of active threads for this DB2ENTRY. From DB2THCUR.
DB2_THREAD_HWM		FLOAT	Peak number of active threads for this DB2ENTRY. From DB2THHWM.
DB2_THREAD_LIMIT		FLOAT	Current maximum number of threads that are allowed for the DB2ENTRY. From DB2THLIM.
DB2_THREAD_REUSE		FLOAT	Number of times that CICS transactions, using the DB2ENTRY, were able to use an existing created DB2 thread. From DB2THRRE.
DB2_THREAD_TERM		FLOAT	Number of terminate thread requests made to DB2 for threads of this DB2ENTRY. From DB2THRTE.
DB2_THREAD_WAIT_OV		FLOAT	Number of times that all available threads in the DB2ENTRY were busy and a transaction had to wait for a thread to become available or overflow to the pool and use a pool thread instead. From DB2THWOV.
DB2_THREADWAIT		CHAR(4)	Specifies whether transactions should wait for a thread abend or overflow to the pool if the number of active threads for this DB2ENTRY exceeds its thread limit. From DB2TRWSE.

CICS_S_DB2ENTRY_D

This table provides daily CICS/DB2 resource statistics. The resource is a DB2ENTRY. For CICS/TS V1.2 and later, this maps the DFHD2RDS record.

The default retention period for this table is 30 days.

Column name		Data type	Description
DATE	K	DATE	Date when the statistics record was written to SMF. From SMFSTDTE.
PERIOD_NAME	K	CHAR(8)	Name of the period. This is derived using fields SMFSTSID, SMFSTDTE, and SMFSTTME from the record as parameters in the PERIOD function.
MVS_SYSTEM_ID	K	CHAR(4)	MVS system ID. This is the SMF system ID. From SMFSTSID.
CICS_SYSTEM_ID	K	CHAR(8)	CICS generic APPLID. This is the VTAM application ID used when requesting a session with this CICS system. From SMFSTPRN.
DB2_ENTRY_NAME	K	CHAR(8)	Name of the installed DB2ENTRY. From DB2ENTNM.
DB2_ABORTS		FLOAT	Number of UOWs (using this DB2ENTRY) that were totaled back. From DB2ABORT.
DB2_ACCOUNTREC		CHAR(4)	Frequency of DB2 accounting records that are to be produced for transactions using this DB2ENTRY. From DB2ACCSE.
DB2_AUTHID		CHAR(8)	Static ID that is to be used for DB2 security checking of this DB2ENTRY. If an Authtype is being used for the DB2ENTRY, this field is null. From DB2GSTAU.
DB2_AUTHTYPE		CHAR(8)	Type of ID that is to be used for DB2 security checking of this DB2ENTRY. If an Authtype is being used for the DB2ENTRY, this field is null. From DB2AUTTY.
DB2_CALLS		FLOAT	Number of SQL calls that are made using this DB2ENTRY. From DB2CALLS.

CICS statistics component data tables

Column name		Data type	Description
DB2_COMMITS		FLOAT	Number of 2-phase commits that are performed for UOWs using this DB2ENTRY. From DB2COMMT.
DB2_PART_SIGNON		FLOAT	Number of partial signons. From DB2POPSI.
DB2_PLAN_NAME		CHAR(8)	Name of the plan being used for this DB2ENTRY. If a dynamic plan exit is being used for the DB2ENTRY, this field is null. From DB2PLNNM.
DB2_PLANEXIT_NAME		CHAR(8)	Name of the dynamic plan exit to be used for this DB2ENTRY. If a static plan is being used for the DB2ENTRY, this field is null. From DB2PLXNM.
DB2_PRIORITY		CHAR(8)	Priority of the DB2ENTRY thread subtasks relative to the CICS main task. From DB2TRHPR.
DB2_PTHREAD_CUR		FLOAT	Current number of protected threads for this DB2ENTRY. From DB2PTHCU.
DB2_PTHREAD_HWM		FLOAT	Peak number of protected threads for this DB2ENTRY. From DB2PTHHW.
DB2_PTHREAD_LIMIT		FLOAT	Current maximum number of protected threads that are allowed for the DB2ENTRY. From DB2PTHMX.
DB2_SIGNONS		FLOAT	Number of DB2 signons that are performed for this DB2ENTRY. From DB2SIGNO.
DB2_SINGLE_PHASE		FLOAT	Number of UOWs (using the DB2ENTRY) that used single-phase commit, either because they were R/O UOWs or because DB2 was the only recoverable resource updated in the UOWs. From DB2SINPH.
DB2_READYQ_CUR		FLOAT	Current number of CICS tasks that are waiting for a thread to become available on this DB2ENTRY. From DB2PASKR.
DB2_READYQ_HWM		FLOAT	Peak number of CICS tasks that waited for a thread to become available on this DB2ENTRY. From DB2EHWMT.
DB2_TASK_CUR		FLOAT	Current number of CICS tasks that are using this DB2ENTRY. From DB2PTASKC.
DB2_TASK_TOT		FLOAT	Total number of completed tasks that have used this DB2ENTRY. From DB2PTASKT.
DB2_TASK_HWM		FLOAT	Peak number of CICS tasks that have used this DB2ENTRY. From DB2PTASKH.
DB2_THREAD_CRT		FLOAT	The number of create thread requests made to DB2 for threads of this DB2ENTRY. From D2RTHREADCRT.
DB2_THREAD_CUR		FLOAT	Current number of active threads for this DB2ENTRY. From DB2THCUR.
DB2_THREAD_HWM		FLOAT	Peak number of active threads for this DB2ENTRY. From DB2THHWM.
DB2_THREAD_LIMIT		FLOAT	Current maximum number of threads that are allowed for the DB2ENTRY. From DB2THLIM.
DB2_THREAD_REUSE		FLOAT	Number of times that CICS transactions, using the DB2ENTRY, were able to use an existing DB2 thread. From DB2THRRE.
DB2_THREAD_TERM		FLOAT	Number of terminate thread requests made to DB2 for threads of this DB2ENTRY. From DB2THRTE.
DB2_THREAD_WAIT_OV		FLOAT	Number of times that all available threads in the DB2ENTRY were busy and a transaction had to wait for a thread to become available or overflow to the pool and use a pool thread instead. From DB2THWOV.

CICS statistics component data tables

Column name		Data type	Description
DB2_THREADWAIT		CHAR(4)	Specifies whether transactions should wait for a thread abend or overflow to the pool if the number of active threads for this DB2ENTRY exceeds its thread limit. From DB2TRWSE.

CICS_S_DBCTL_T

This table provides detailed CICS DBCTL statistics. For CICS/ESA and CICS/TS, this maps the DFHDBUDS record.

The default retention period for this table is 7 days.

Column name		Data type	Description
DATE	K	DATE	Date when the statistics record was written to SMF. From SMFSTDTE.
PERIOD_NAME	K	CHAR(8)	Name of the period. This is derived using fields SMFSTSID, SMFSTDTE, and SMFSTTME from the record as parameters in the PERIOD function.
TIME	K	TIME	Time when the statistics record was written to SMF. From SMFSTTME.
MVS_SYSTEM_ID	K	CHAR(4)	MVS system ID. This is the SMF system ID. From SMFSTSID.
CICS_SYSTEM_ID	K	CHAR(8)	CICS generic APPLID. This is the VTAM application ID used when requesting a session with this CICS system. From SMFSTPRN.
DBCTL_ID	K	CHAR(4)	Name of the DBCTL session. From STATDBID.
SESSION_NUMBER	K	INTEGER	Number of the CICS DBCTL session. It is incremented every time a user connects and disconnects. From STATSENO.
CONNECT_TIME		TIMESTAMP	Time (GMT) when CICS connected to DBCTL. From STACTIME.
CONNECT_TIME_L		TIMESTAMP	Local time when CICS connected to DBCTL. CICS/ESA V4 and later. From STALCTIM.
DBCTL_RSE_NAME		CHAR(8)	Name of the DBCTL recoverable service element (RSE). From STARSEN.
DISCONNECT_TIME		TIMESTAMP	Time (GMT) when CICS disconnected from DBCTL. From STADTIME.
DISCONNECT_TIME_L		TIMESTAMP	Local time when CICS disconnected from DBCTL. CICS/ESA V4 and later. From STALDTIM.
PSB_SCHEDULE_COUNT		INTEGER	Number of times the DBCTL session successfully scheduled a PSB. From STAPSBUSU.
RECORD_INCOMPLETE		CHAR(3)	Contains YES if the CICS statistics record is incomplete. From SMFSTICD.
RECORD_TYPE		CHAR(3)	Type of CICS statistics record. Can be USS (Unsolicited), EOD (End of day), REQ (Requested), or INT (Interval). From SMFSTRQT.
RECORD_VERSION		CHAR(4)	CICS Version and Release that wrote this record. Example: 0330. From SMFSTRVN.
THREADS_HIT_MAX		INTEGER	Number of times the CICS-DBCTL session used the maximum number of threads. From STANOMATHD.
THREADS_HIT_MIN		INTEGER	Number of times the CICS-DBCTL session used the minimum number of threads. From STANOMITHD.

CICS statistics component data tables

Column name		Data type	Description
THREADS_MAX		INTEGER	Maximum threads specified in the DRA startup parameter table. From STAMATHD.
THREADS_MAX_TIME		FLOAT	Elapsed time that the DBCTL session used the maximum number of threads. From STAELMAX.
THREADS_MIN		INTEGER	Minimum threads specified in the DRA startup parameter table. From STAMITHD.
THREADS_PEAK		INTEGER	Highest number of threads used. From STAHIWAT.

CICS_S_DBCTL_D

This table provides daily statistics on the DBCTL session in the CICS system. It contains summarized data from the CICS_S_DBCTL_T table.

The default retention period for this table is 30 days.

Column name		Data type	Description
DATE	K	DATE	Date when the statistics records were written to SMF. From SMFSTDTE.
PERIOD_NAME	K	CHAR(8)	Name of the period. This is derived using fields SMFSTSID, SMFSTDTE, and SMFSTTME from the record as parameters in the PERIOD function.
MVS_SYSTEM_ID	K	CHAR(4)	MVS system ID. This is the SMF system ID. From SMFSTSID.
CICS_SYSTEM_ID	K	CHAR(8)	CICS generic APPLID. This is the VTAM application ID used when requesting a session with this CICS system. From SMFSTPRN.
DBCTL_ID	K	CHAR(4)	Name of the DBCTL session. From STATDBID.
SESSION_NUMBER	K	INTEGER	Number of the CICS DBCTL session. It is incremented every time a user connects and disconnects. From STATSENO.
PSB_SCHEDULE_COUNT		INTEGER	Number of times the DBCTL session successfully scheduled a PSB. From STAPPSBU.
THREADS_HIT_MAX		INTEGER	Number of times the CICS-DBCTL session used the maximum number of threads. From STANOMATHD.
THREADS_HIT_MIN		INTEGER	Number of times the CICS-DBCTL session used the minimum number of threads. From STANOMITHD.
THREADS_MAX		INTEGER	Maximum threads specified in the DRA startup parameter table. From STAMATHD.
THREADS_MIN		INTEGER	Minimum threads specified in the DRA startup parameter table. From STAMITHD.
THREADS_PEAK		INTEGER	Highest number of threads used. From STAHIWAT.

CICS_S_DISPATCH_T

This table provides detailed data from the dispatcher domain statistics records. The data is from CICS statistics records (SMF 110, subtype 2).

The default retention period for this table is 7 days.

Column name		Data type	Description
DATE	K	DATE	Date when the statistics record was written to SMF. From SMFSTDTE.

CICS statistics component data tables

Column name		Data type	Description
PERIOD_NAME	K	CHAR(8)	Name of the period. This is derived using fields SMFSTSID, SMFSTDTE, and SMFSTTME from the record as parameters in the PERIOD function.
TIME	K	TIME	Time when the statistics record was written to SMF. From SMFSTTME.
MVS_SYSTEM_ID	K	CHAR(4)	MVS system ID. This is the SMF system ID. From SMFSTSID.
CICS_SYSTEM_ID	K	CHAR(8)	CICS generic APPLID. This is the VTAM application ID used when requesting a session with this CICS system. From SMFSTPRN.
TCB_MODE	K	CHAR(8)	This is the name of the CICS dispatcher TCB mode. It can be either QR, RO, CO, SZ, RP, FO, SL, SO, S8, D2, JM, L8, L9, J8, J9, X8, or X9 depending on the TCB. It contains MISSING for CICS 3.2.1, and GLOBAL for summary data. From DSGTCBNM.
AMAXTASK_COUNT		INTEGER	Current number of user tasks eligible for dispatching. From DSGAMXTC. This is valid for CICS TS Version 2.1 and later.
AMAXTASK_LIMIT		INTEGER	AMXT value. From DSGAMXTL. This is valid for CICS TS Version 2.1 and later.
AMAXTASK_PEAK		INTEGER	Peak value of the current number of user tasks eligible for dispatching. From DSGAMXTP. This is valid for CICS TS Version 2.1 and later.
CPU_SEC		FLOAT	Accumulated processor time used by this TCB when executing the default dispatcher task, in seconds. From DSGTCT.
DISPATCHER_START		TIMESTAMP	Time (GMT) when the dispatcher started. It is the approximate time when CICS started. From DSGSTART.
DISPATCHER_START_L		TIMESTAMP	Local time when the dispatcher started. It is the approximate time when CICS started. For CICS V4 and later. From DSGLSTRT.
ELAPS_JSTEP_SEC		REAL	Total CPU time for all TCBs in this address space, accumulated during the interval. From DSGJEST.
ICVR_MSEC		INTEGER	This is the current ICVR time. From DSGICVRT.
ICVT_MSEC		INTEGER	ICV time, in milliseconds. From DSGICVT.
ICVTS_MSEC		INTEGER	ICVTS time, in milliseconds. From DSGICVSD.
LAST_RESET_TIME		TIMESTAMP	Last time all resettable values in this table were reset to zero. From DSGLRT. This is valid for CICS TS Version 2.1 and later.
MAX_WAITS		REAL	MAXOPENTCBs value specified in the SIT, or as an override, or changed dynamically. From DSGMAXOP. This is valid for CICS TS Version 2.1 and later.
MAXTASK_LIMIT		INTEGER	MXT value. From DSGTL. This is valid for CICS TS Version 2.1 and later.
MAXTASK_REACHED		INTEGER	Number of times the MXT value has been reached. From DSGTAMXT. This is valid for CICS TS Version 2.1 and later.
MVS_DISPATCH_SEC		FLOAT	Time that this TCB was dispatched, in seconds. From DSGTDT.
MVS_TCB_COUNT		INTEGER	Number of MVS TCBs under which the CICS dispatcher runs. From DSGASIZE.
MVS_WAITS		FLOAT	Number of MVS waits on this TCB. From DSGSYSW.

CICS statistics component data tables

Column name		Data type	Description
MVS_WAIT_SEC		FLOAT	Time that this TCB was in an MVS wait, in seconds. From DSGTWT.
PEAK_NO_TCB_USED		REAL	Peak number of TCB used. From DSGTCBUP.
PEAK_TCB_ATTACHS		REAL	Peak value of the number of MVS TCBs attached in this CICS dispatcher TCB mode. From DSGTCBPA.
PROCESSOR_USE_PCT		INTEGER	Percentage use of the processor for this TCB since the start of CICS. From DSGPERCT. This is valid for CICS TS Version 2.1 and later.
RECORD_INCOMPLETE		CHAR(3)	Contains YES if the CICS statistics record is incomplete. From SMFSTICD.
RECORD_TYPE		CHAR(3)	Type of CICS statistics record. Can be USS (Unsolicited), EOD (End of day), REQ (Requested), or INT (Interval). From SMFSTRQT.
RECORD_VERSION		CHAR(4)	CICS Version and Release that wrote this record. Example: 0330. From SMFSTRVN.
SRB_CPU_SEC		REAL	Total CPU time for all service request blocks (SRB) executed in this address space, accumulated during the interval. From DSGSRBT.
TASKS		INTEGER	Current number of tasks in the system. From DSGCNT.
TASKS_PEAK		INTEGER	Peak value of the number of tasks in the system. From DSGPNT.
TCB_ALL_TO_TASK		REAL	TCB allocates to task. From DSGTCBAL.
TCB_ATTACHS		REAL	Current number of MVS TCBs attached in this CICS dispatcher TCB mode. From DSGTCBCA.
TCB_CPU_SEC		FLOAT	Accumulated processor time for this TCB since CICS startup, in seconds. From DSGACT.
TCB_DET_EXCESS		REAL	Number of detached TCB in excess. From DSGTCBDE.
TCB_DETACHES		REAL	Current number of MVS TCBs detached in this CICS dispatcher TCB mode. From DSGTCBDS+DSGTCBDO+DSGTCBST.
TCB_MISMATCH		REAL	Number of TCB mismatches. From DSGNTCBM.
TCB_STEALS		REAL	Current number of MVS TCBs that have been stolen from other TCBs. From DSGTCBST.
TCB_USED_CUR		REAL	TCB used current. From DSGTCBUC.

CICS_S_DISPATCH_D

This table provides daily data from the dispatcher domain statistics records. The data is from CICS statistics records (SMF 110, subtype 2). It contains consolidated data from the CICS_S_DISPATCH_T table.

The default retention period for this table is 30 days.

Column name		Data type	Description
DATE	K	DATE	Date when the statistics records were written to SMF. From SMFSTDTE.
PERIOD_NAME	K	CHAR(8)	Name of the period. This is derived using fields SMFSTSID, SMFSTDTE, and SMFSTTME from the record as parameters in the PERIOD function.

CICS statistics component data tables

Column name		Data type	Description
MVS_SYSTEM_ID	K	CHAR(4)	MVS system ID. This is the SMF system ID. From SMFSTSID.
CICS_SYSTEM_ID	K	CHAR(8)	CICS generic APPLID. This is the VTAM application ID used when requesting a session with this CICS system. From SMFSTPRN.
TCB_MODE	K	CHAR(8)	This is the name of the CICS dispatcher TCB mode. It can be either QR, RO, CO, SZ, RP, FO, SL, SO, S8, D2, JM, L8, L9, J8, J9, X8, or X9 depending on the TCB. It contains MISSING for CICS 3.2.1.
AMAXTASK_LIMIT		INTEGER	AMXT value. From DSGAMXTL. This is valid for CICS TS Version 2.1 and later. This is valid for CICS TS Version 2.1 and later.
AMAXTASK_PEAK		INTEGER	Peak value of the current number of user tasks eligible for dispatching. From DSGAMXTP. This is valid for CICS TS Version 2.1 and later.
CPU_SEC		FLOAT	Accumulated processor time used by this TCB when executing the default dispatcher task, in seconds. From DSGTCT.
DISPATCHER_START		TIMESTAMP	Time (GMT) when the dispatcher started. It is the approximate time when CICS started. From DSGSTART.
DISPATCHER_START_L		TIMESTAMP	Local time when the dispatcher started. It is the approximate time when CICS started. For CICS V4 and later. From DSGLSTRT.
ELAPS_JSTEP_SEC		REAL	Total CPU time for all TCBs in this address space, accumulated during the interval. From DSGJEST.
ICVR_MSEC		INTEGER	This is the current ICVR time. From DSGICVRT.
LAST_RESET_TIME		TIMESTAMP	Last time all resettable values in this table were reset to zero. From DSGLRT. This is valid for CICS TS Version 2.1 and later.
MAX_WAITS		REAL	MAXOPENTCBs value specified in the SIT, or as an override, or changed dynamically. From DSGMAXOP. This is valid for CICS TS Version 2.1 and later.
MAXTASK_LIMIT		INTEGER	MXT value. From DSGTL. This is valid for CICS TS Version 2.1 and later.
MAXTASK_REACHED		INTEGER	Number of times the MXT value has been reached. From DSGTAMXT. This is valid for CICS TS Version 2.1 and later.
MVS_DISPATCH_SEC		FLOAT	Time that this TCB was dispatched, in seconds. From DSGTDT.
MVS_WAITS		FLOAT	Number of MVS waits on this TCB. From DSGSYSW.
MVS_WAIT_SEC		FLOAT	Time that this TCB was in an MVS wait, in seconds. From DSGTWT.
PEAK_NO_TCB_USED		REAL	Peak number of TCB used. From DSGTCBUP.
PEAK_TCB_ATTACHS		REAL	Peak value of the number of MVS TCBs attached in this CICS dispatcher TCB mode. From DSGTCBPA.
SRB_CPU_SEC		REAL	Total CPU time for all service request blocks (SRB) executed in this address space, accumulated during the interval. From DSGSRBT.
PROCESSOR_USE_PCT		INTEGER	Maximum percentage use of the processor for this TCB since the start of CICS. From DSGPERCT. This is valid for CICS TS Version 2.1 and later.
TASKS_PEAK		INTEGER	Peak value of the number of tasks in the system. From DSGPNT.
TCB_ALL_TO_TASK		REAL	TCB allocates to task. From DSGTCBAL.

CICS statistics component data tables

Column name		Data type	Description
TCB_ATTACHS		REAL	Current number of MVS TCBs attached in this CICS dispatcher TCB mode. From DSGTCBCA.
TCB_CPU_SEC		FLOAT	Accumulated processor time for this TCB since CICS startup, in seconds. From DSGACT.
TCB_DET_EXCESS		REAL	Number of exceeding TCB detached. From DSGTCBDE.
TCB_DETACHES		REAL	Current number of MVS TCBs detached in this CICS dispatcher TCB mode. From DSGTCBDS+DSGTCBDO+DSGTCBST.
TCB_MISMATCH		REAL	Number of TCB mismatches. From DSGNTCBM.
TCB_STEALS		REAL	Current number of MVS TCBs that have been stolen from other TCBs. From DSGTCBST.
TCB_USED_CUR		REAL	TCB used current. From DSGTCBUC.

CICS_S_DLI_T

This table provides detailed data for each DL/I database. The data is from CICS statistics records (SMF 110, subtype 2).

The default retention period for this table is 7 days.

Column name		Data type	Description
DATE	K	DATE	Date when the statistics record was written to SMF. From SMFSTDTE.
PERIOD_NAME	K	CHAR(8)	Name of the period. This is derived using fields SMFSTSID, SMFSTDTE, and SMFSTTME from the record as parameters in the PERIOD function.
TIME	K	TIME	Time when the statistics record was written to SMF. From SMFSTTME.
MVS_SYSTEM_ID	K	CHAR(4)	MVS system ID. This is the SMF system ID. From SMFSTSID.
CICS_SYSTEM_ID	K	CHAR(8)	CICS generic APPLID. This is the VTAM application ID used when requesting a session with this CICS system. From SMFSTPRN.
DBD_NAME	K	CHAR(8)	Database name. From A18FNAM if Resource Statistics (STID=70), GLOBAL if Global Statistics (STID=71).
DBRC_REGISTRATION		CHAR(4)	DBRC registration indicator. From A18IODR. Value is YES if the database is registered, NO if not registered, and UNK if no PSB has yet been scheduled.
DELETE_REQ		INTEGER	Number of delete requests. From A18EDLT.
ERRORS_GLOBAL		INTEGER	Number of EEQEs across all subsystems that use this database. Valid if DBRC_REGISTRATION = YES. From A18IOTG.
ERRORS_LOCAL		INTEGER	Number of extended error queue elements (EEQEs) created for this database. From A18IOTL.
ERRORS_LOCAL_READ		INTEGER	Number of read EEQEs created for this database. From A18IORL.
GET_HOLD_NEXT_PAR		INTEGER	Number of get hold next in parent requests against the physical database. From A18EGHNP.
GET_HOLD_NEXT_REQ		INTEGER	Number of get hold next requests processed against the physical database. From A18EGHN.

CICS statistics component data tables

Column name		Data type	Description
GET_HOLD_UNIQUE_RQ		INTEGER	Number of get hold unique requests processed against the physical database. From A18EGHU.
GET_NEXT_PARENT_RQ		INTEGER	Number of get next in parent requests processed against the physical database. From A18EGNP.
GET_NEXT_REQ		INTEGER	Number of get next requests processed against the physical database. From A18EGN.
GET_UNIQUE_REQ		INTEGER	Number of get unique requests processed against the physical database. From A18EGU.
IMS_VERSION_FLAG		CHAR(4)	IMS version flag. From A18IMSVR.
INSERT_REQ		INTEGER	Number of insert requests. From A18EISR.
POOL_DMB_PEAK		INTEGER	Peak number of bytes used from the DMB pool. From A18DMBMU.
POOL_DMB_SIZE_BYTE		INTEGER	Maximum number of bytes in the DMB pool. From A18DMBMS.
POOL_DMB_WAITS		INTEGER	Number of times a DMB pool request exceeded the number of bytes available in the pool. From A18DMBEX.
POOL_ENQ_PEAK		INTEGER	Peak number of bytes used from the ENQ pool during the entire CICS session. From A18ENQMU.
POOL_ENQ_SIZE_BYTE		INTEGER	Maximum number of bytes in the ENQ pool. From A18ENQMS.
POOL_PSB_PEAK		INTEGER	Peak number of bytes used from the PSB pool. From A18PSBMU.
POOL_PSB_SIZE_BYTE		INTEGER	Maximum number of bytes in the PSB pool. From A18PSBMS.
POOL_PSB_WAITS		INTEGER	Number of times a PSB pool request exceeded the number of bytes available in the pool. From A18PSBEX.
RECORD_INCOMPLETE		CHAR(3)	Contains YES if the CICS statistics record is incomplete. From SMFSTICD.
RECORD_TYPE		CHAR(3)	Type of CICS statistics record. Can be USS (Unsolicited), EOD (End of day), REQ (Requested), or INT (Interval). From SMFSTRQT.
RECORD_VERSION		CHAR(4)	CICS Version and Release that wrote this record; for example, 0330. From SMFSTRVN.
REPLACE_REQ		INTEGER	Number of replace requests. From A18EREP.
REQUESTS		INTEGER	Number of calls on the database. From A18LTOT.
THREADS		INTEGER	Maximum number of threads, specified in the DLTHRED SIT parameter. From A18THRDS.
THREADS_IN_USE		INTEGER	Number of DL/I threads currently in use. From A18THRDA.
THREADS_USED_PEAK		INTEGER	Peak number of DL/I threads used during the entire CICS session. From A18THRDM.
THREADS_WAITS		INTEGER	Number of times a DL/I thread was waiting during the entire CICS session. From A18THRDW.

CICS_S_DLI_D

This table provides daily data for each DL/I database. It contains consolidated data from the CICS_S_DLI_T table.

The default retention period for this table is 30 days.

CICS statistics component data tables

Column name		Data type	Description
DATE	K	DATE	Date when the statistics records were written to SMF. From SMFSTDTE.
PERIOD_NAME	K	CHAR(8)	Name of the period. This is derived using fields SMFSTSID, SMFSTDTE, and SMFSTTME from the record as parameters in the PERIOD function.
MVS_SYSTEM_ID	K	CHAR(4)	MVS system ID. This is the SMF system ID. From SMFSTSID.
CICS_SYSTEM_ID	K	CHAR(8)	CICS generic APPLID. This is the VTAM application ID used when requesting a session with this CICS system. From SMFSTPRN.
DBD_NAME	K	CHAR(8)	Database name. From A18FNAM if Resource Statistics (STID=70), GLOBAL if Global Statistics (STID=71).
DELETE_REQ		INTEGER	Number of delete requests. From A18EDLT.
ERRORS_GLOBAL		INTEGER	Number of EEQEs across all subsystems that use this database. Valid if DBRC_REGISTRATION = YES. From A18IOTG.
ERRORS_LOCAL		INTEGER	Number of extended error queue elements (EEQEs) created for this database. From A18IOTL.
ERRORS_LOCAL_READ		INTEGER	Number of read EEQEs created for this database. From A18IORL.
GET_HOLD_NEXT_PAR		INTEGER	Number of get hold next in parent requests against the physical database. From A18EGHNP.
GET_HOLD_NEXT_REQ		INTEGER	Number of get hold next requests processed against the physical database. From A18EGHN.
GET_HOLD_UNIQUE_RQ		INTEGER	Number of get hold unique requests processed against the physical database. From A18EGHU.
GET_NEXT_PARENT_RQ		INTEGER	Number of get next in parent requests processed against the physical database. From A18EGNP.
GET_NEXT_REQ		INTEGER	Number of get next requests processed against the physical database. From A18EGN.
GET_UNIQUE_REQ		INTEGER	Number of get unique requests processed against the physical database. From A18EGU.
INSERT_REQ		INTEGER	Number of insert requests. From A18EISR.
POOL_DMB_PEAK		INTEGER	Peak number of bytes used from the DMB pool. From A18DMBMU.
POOL_DMB_SIZE_BYTE		INTEGER	Maximum number of bytes in the DMB pool. From A18DMBMS.
POOL_DMB_WAITS		INTEGER	Number of times a DMB pool request exceeded the number of bytes available in the pool. From A18DMBEX.
POOL_ENQ_PEAK		INTEGER	Peak number of bytes used from the ENQ pool during the entire CICS session. From A18ENQMU.
POOL_ENQ_SIZE_BYTE		INTEGER	Maximum number of bytes in the ENQ pool. From A18ENQMS.
POOL_PSB_PEAK		INTEGER	Peak number of bytes used from the PSB pool. From A18PSBMU.
POOL_PSB_SIZE_BYTE		INTEGER	Maximum number of bytes in the PSB pool. From A18PSBMS.
POOL_PSB_WAITS		INTEGER	Number of times a PSB pool request exceeded the number of bytes available in the pool. From A18PSBEX.
RECORDS		INTEGER	Number of records with a valid value for the number of threads in use.

CICS statistics component data tables

Column name		Data type	Description
REPLACE_REQ		INTEGER	Number of replace requests. From A18EREP.
REQUESTS		INTEGER	Number of calls on the database. From A18LTOT.
THREADS		INTEGER	Maximum number of threads, specified in the DLTHRED SIT parameter. From A18THRDS.
THREADS_IN_USE		INTEGER	Total number of DL/I threads in use. This is a work field. Divide by RECORDS to get the average number of current threads in use. From A18THRDA.
THREADS_USED_PEAK		INTEGER	Peak number of DL/I threads used during the entire CICS session. From A18THRDM.
THREADS_WAITS		INTEGER	Number of times a DL/I thread was waiting during the entire CICS session. From A18THRDW.

CICS_S_DSPOOL_T

This table provides detailed data from the dispatcher TCB pool statistic section. The data is from CICS statistics records (SMF 110, subtype 2).

The default retention period for this table is 7 days.

Column name		Data type	Description
DATE	K	DATE	Date when the statistics records were written to SMF. From SMFSTDTE.
PERIOD_NAME	K	CHAR(8)	Name of the period. This is derived using fields SMFSTSID, SMFSTDTE, and SMFSTTME from the record as parameters in the PERIOD function.
TIME	K	TIME	Time when the statistics record was written to SMF. idd:break>From SMFSTTME.
MVS_SYSTEM_ID	K	CHAR(4)	MVS system ID. This is the SMF system ID. From SMFSTSID.
CICS_SYSTEM_ID	K	CHAR(8)	CICS generic APPLID. This is the VTAM application ID used when requesting a session with this CICS system. From SMFSTPRN.
TCB_POOL_NUM	K	INTEGER	TCB Pool Number. From DSGTPOON.
CUR_MISM_WAIT		REAL	Current Mismatch Waits. From DSGCUMIW.
CUR_NUM_TASK		REAL	Current num of task wait for a TCB. From DSGCURWA.
CUR_TCB_ATTACH		REAL	Current TCBs attached. From DSGCURAT.
CUR_TCB_IN_USE		REAL	Current TCBs in use. From DSGCURUS.
CUR_WAIT_TIME		CHAR(8)	Current waiting time. From DSGCUWAT.
DISPATCHER_START		TIMESTAMP	Time (GMT) when the dispatcher started. It is the approximate time when CICS started. From DSGSTART.
DISPATCHER_START_L		TIMESTAMP	Local time when the dispatcher started. It is the approximate time when CICS started. For CICS V4 and later. From DSGLSTRT.
ELAPS_JSTEP_SEC		REAL	Total CPU time for all TCBs in this address space, accumulated during the interval. From DSGJEST.
ICVT_MSEC		INTEGER	ICV time, in milliseconds. From DSGICVT.
MAX_TCB_POOL_LIM		REAL	Max TCB Pool Limiter. From DSGMAXPT.
MISM_WAIT_TIME		CHAR(8)	Mismatch Wait Time. From DSGPOMIT.

CICS statistics component data tables

Column name		Data type	Description
MVS_REQS_TOT		FLOAT	The total number of MVS storage requests. From DSGTOTMW.
MVS_REQS_TIME_TOT		FLOAT	The total time spent in MVS storage waits. From DSGTOTMT.
NO_MAX_TCB_LIM		REAL	Number of times at Max TCB pool limit. From DSGTPOOL.
NO_TCB_MISMATCH		REAL	Number of TCB Mismatch Waits. From DSGPOMIW.
NUM_WAIT_TCB_LIM		REAL	Total number of waits Max TCB pool limit. From DSGTOTLI.
PEAK_MISM_WAIT		REAL	The peak mismatch wait. From DSGPEMIW.
PEAK_NUM_TASK		REAL	Peak number of task wait for a TCB. From DSGPEAWA.
PEAK_TCB_ATTAC		REAL	Peak TCBs attached. From DSGPEAAT.
PEAK_TCB_IN_USE		REAL	Peak TCBs in use. From DSGPEAUS.
RECORD_INCOMPLETE		CHAR(3)	Contains YES if the CICS statistics record is incomplete. From SMFSTICD.
RECORD_TYPE		CHAR(3)	Type of CICS statistics record. Can be USS (Unsolicited), EOD (End of day), REQ (Requested), or INT (Interval). From SMFSTRQT.
RECORD_VERSION		CHAR(4)	CICS Version and Release that wrote this record. Example: 0330. From SMFSTRVN.
SRB_CPU_SEC		REAL	Total CPU time for all service request blocks (SRB) executed in this address space, accumulated during the interval. From DSGSRBT.
WAIT_MAX_TCB_LIM		CHAR(8)	Total Wait time at Max TCB pool limit. From DSGTOWAL.

CICS_S_DSPPOOL_D

This table provides daily user DRLFPROF data from the dispatcher TCB pool statistic section. The data is from CICS statistics records (SMF 110, subtype 2).

The default retention period for this table is 30 days.

Column name		Data type	Description
MVS_SYSTEM_ID	K	CHAR(4)	MVS system ID. This is the SMF system ID. From SMFSTSID.
DATE	K	DATE	Date when the statistics records were written to SMF. From SMFSTDTE.
PERIOD_NAME	K	CHAR(8)	Name of the period. This is derived using fields SMFSTSID, SMFSTDTE, and SMFSTTME from the record as parameters in the PERIOD function.
CICS_SYSTEM_ID	K	CHAR(8)	CICS generic APPLID. This is the VTAM application ID used when requesting a session with this CICS system. From SMFSTPRN.
TCB_POOL_NUM	K	INTEGER	TCB Pool Number. From DSGTPOON.
CUR_MISM_WAIT		REAL	Current Mismatch Waits. From DSGCUMIW.
CUR_MISM_WAIT_T		CHAR(8)	Current Mismatch Wait Time. From DSGCUMIT.
CUR_NUM_TASK		REAL	Current number of task wait for a TCB. From DSGCURWA.
CUR_TCB_ATTACH		REAL	Current TCBs attached. From DSGCURAT.
CUR_TCB_IN_USE		REAL	Current TCBs in use. From DSGCURUS.
CUR_WAIT_TIME		CHAR(8)	Current waiting time. From DSGCUWAT.

CICS statistics component data tables

Column name		Data type	Description
DISPATCHER_START		TIMESTAMP	Time (GMT) when the dispatcher started. It is the approximate time when CICS started. From DSGSTART.
DISPATCHER_START_L		TIMESTAMP	Local time when the dispatcher started. It is the approximate time when CICS started. For CICS V4 and later. From DSGLSTRT.
ELAPS_JSTEP_SEC		REAL	Total CPU time for all TCBs in this address space, accumulated during the interval. From DSGJEST.
ICVR_MSEC		INTEGER	The current ICVR time. From DSGICVRT.
ICVT_MSEC		INTEGER	ICV time, in milliseconds. From DSGICVT.
MAX_TCB_POOL_LIM		REAL	Max TCB Pool Limiter. From DSGMAXPT.
MISM_WAIT_TIME		CHAR(8)	Mismatch Wait Time. From DSGPOMIT.
MVS_REQS_TOT		REAL	The total number of MVS storage requests. From DSGTOTMW.
MVS_REQS_TIME_TOT		REAL	The total time spent in MVS storage waits. From DSGTOTMT.
MVS_TCB_P_COUNT		INTEGER	The current number of TCB pools. From DSGTCPOS.
NO_MAX_TCB_LIM		REAL	Number of times at Max TCB pool limit. From DSGTPOOL.
NO_TCB_MISMATCH		REAL	Number of TCB Mismatch Waits. From DSGPOMIW.
NUM_WAIT_TCB_LIM		REAL	Total number of waits Max TCB pool limit. From DSGTOTLI.
PEAK_MISM_WAIT		REAL	This is the peak mismatch wait. From DSGPEMIW.
PEAK_NUM_TASK		REAL	Peak number of task waits for a TCB. From DSGPEAWA.
PEAK_TCB_ATTAC		REAL	Peak TCBs attached. From DSGPEAAT.
PEAK_TCB_IN_USE		REAL	Peak TCBs in use. From DSGPEAUS.
SRB_CPU_SEC		REAL	Total CPU time for all service request blocks (SRB) executed in this address space, accumulated during the interval. From DSGSRBT.
WAIT_MAX_TCB_LIM		CHAR(8)	Total Wait time at Max TCB pool limit. From DSGTOWAL.

CICS_S_DUMP_T

This table provides detailed CICS dump statistics. It maps the system and transaction dump statistics at the specific (not global) level. For CICS/ESA and CICS/TS, this maps the DFHSDGDS, DFHSDRDS, DFHTDGDS, and DFHTDRDS records.

The default retention period for this table is 7 days.

Column name		Data type	Description
DATE	K	DATE	Date when the statistics record was written to SMF. From START.
PERIOD_NAME	K	CHAR(8)	Name of the period. This is derived using fields SMFSTSID, SMFSTDTE, and SMFSTTME from the record as parameters in the PERIOD function.
TIME	K	TIME	Time when the statistics record was written to SMF. From START.
MVS_SYSTEM_ID	K	CHAR(4)	MVS system ID. This is the SMF system ID. From SMFSTSID.
CICS_SYSTEM_ID	K	CHAR(8)	CICS generic APPLID. This is the VTAM application ID used when requesting a session with this CICS system. From SMFSTPRN.

Column name		Data type	Description
SYSTEM_OR_TRANSACT	K	CHAR(8)	System or transaction dump. It contains SYSTEM if STID=85 and TRANSACT if STID=88.
DUMP_CODE	K	CHAR(8)	Dump code. From SDRCODE if STID=85 and from TDRCODE if STID=88.
DUMPS		INTEGER	Number of dumps. From TDRITKN (for transaction dumps) or from SDRSTKN (for system dumps).
DUMPS_DUE2T		INTEGER	Number of system dumps forced by transaction dumps. From TDRSTKN. This is always zero for system dumps.
DUMPS_DUE2T_SUPPR		INTEGER	Number of suppressed system dumps that were forced by transaction dumps. From TDRSSUPR. This is always zero for system dumps.
DUMPS_SUPPR		INTEGER	Number of dumps suppressed. From TDRTSUPR (for transaction dumps) or SDRSSUPR (for system dumps).
RECORD_INCOMPLETE		CHAR(3)	Contains YES if the CICS statistics record is incomplete. From SMFSTICD.
RECORD_TYPE		CHAR(3)	Type of CICS statistics record. Can be USS (Unsolicited), EOD (End of day), REQ (Requested), or INT (Interval). From SMFSTRQT.
RECORD_VERSION		CHAR(4)	CICS Version and Release that wrote this record; for example, 0330. From SMFSTRVN.

CICS_S_DUMP_D

This table provides daily CICS dump statistics. It maps the system and transaction dump statistics at the specific (not global) level. It contains summarized data from the CICS_S_DUMP_T table.

The default retention period for this table is 30 days.

Column name		Data type	Description
DATE	K	DATE	Date when the statistics record was written to SMF. From START.
PERIOD_NAME	K	CHAR(8)	Derived from fields SMFSTSID, SMFSTDTE and SMFSTTME using the PERIOD function
MVS_SYSTEM_ID	K	CHAR(4)	MVS system ID. This is the SMF system ID. From SMFSTSID.
CICS_SYSTEM_ID	K	CHAR(8)	CICS generic APPLID. VTAM application ID used when requesting a session with this CICS system. From SMFSTPRN.
SYSTEM_OR_TRANSACT	K	CHAR(8)	System or transaction dump. It contains "SYSTEM" if STID=85 and "TRANSACT" if STID=88.
DUMP_CODE	K	CHAR(8)	Dump code. From SDRCODE if STID=85 and from TDRCODE if STID=88.
DUMPS		INTEGER	Number of dumps. From TDRITKN (for transaction dumps) or from SDRSTKN (for system dumps).
DUMPS_DUE2T		INTEGER	Number of system dumps forced by transaction dumps. From TDRSTKN. This is always zero for system dumps.
DUMPS_DUE2T_SUPPR		INTEGER	Number of suppressed system dumps that were forced by transaction dumps. From TDRSSUPR. This is always zero for system dumps.

CICS statistics component data tables

Column name		Data type	Description
DUMPS_SUPPR		INTEGER	Number of dumps suppressed. From TDRTSUPR (for transaction dumps) or SDRSSUPR (for system dumps).

CICS_S_ENQUE_MGR_T

This table provides detailed CICS Enqueue Manager statistics. For CICS/TS V1.1 and later, this maps the DFHNQGDS record.

The default retention period for this table is 7 days.

Column name		Data type	Description
DATE	K	DATE	Date when the statistics record was written to SMF. From SMFSTDTE.
PERIOD_NAME	K	CHAR(8)	Name of the period. This is derived using fields SMFSTSID, SMFSTDTE, and SMFSTTME from the record as parameters in the PERIOD function.
TIME	K	TIME	Time when the statistics record was written to SMF. From SMFSTTME.
MVS_SYSTEM_ID	K	CHAR(4)	MVS system ID. This is the SMF system ID. From SMFSTSID.
CICS_SYSTEM_ID	K	CHAR(8)	CICS generic APPLID. This is the VTAM application ID used when requesting a session with this CICS system. From SMFSTPRN.
ENQ_POOL_ID	K	CHAR(8)	Enqueue pool ID. From NQGNPOOL for CICS/TS V1.1.
ENQ_ISSUED		FLOAT	Total number of enqueue requests issued. From NQGTNQSI for CICS/TS V1.1.
ENQ_RETN_TOT		FLOAT	Total number of enqueue requests that were retained due to the owning UOW being shunted. From NQGTNQSR for CICS/TS V1.1.
ENQ_RETN_TOT_TIME		FLOAT	Total retention time for the enqueue requests that were retained due to the owning UOW being shunted. From NQGTNQRT for CICS/TS V1.1.
ENQ_RETN_CUR		FLOAT	Current number of enqueue requests that are retained. From NQGCNQSR for CICS/TS V1.1.
ENQ_RETN_CUR_TIME		FLOAT	Current enqueue retention time. From NQGCNQRT for CICS/TS V1.1.
ENQ_SYS_WAITED		FLOAT	Total number of sysplex enqueue requests that had waited due to enqueues being held. From NQGGNQSW.
ENQ_SYS_WAITED_TM		FLOAT	Total waiting time for the sysplex enqueue requests that waited (NQGGNQSW). From NQGGNQST.
ENQ_SYS_WAITING		FLOAT	Current number of sysplex enqueues that are waiting. From NQGSNQSW.
ENQ_SYS_WAITING_TM		FLOAT	Total waiting time for the sysplex enqueues that are currently waiting (NQGSNQSW). From NQGSNQWT.
ENQ_WAIT_REQ		FLOAT	Current number of enqueue requests that are waiting. From NQGCNQSW for CICS/TS V1.1.
ENQ_WAIT_REQ_TIME		FLOAT	Total waiting time for the enqueue requests that are currently waiting due to the enqueue being held by another transaction. From NQGCNQWT for CICS/TS V1.1.

CICS statistics component data tables

Column name		Data type	Description
ENQ_WAITED		FLOAT	Total number of enqueue requests that have waited due to the enqueues being held. This value is a subset of the total number of enqueue requests (NQGTNQSI). From NQGTNQSW for CICS/TS V1.1.
ENQ_WAITED_TIME		FLOAT	Total waiting time for the enqueue requests that waited. From NQGTNQWT.
TOT_REJECT_ENQBUSY		FLOAT	Total number of enqueue requests that were immediately rejected due to the enqueue being busy (ENQBUSY response). This value is a subset of the total number of enqueue requests (NQGTNQSI). From NQGTIRJB for CICS/TS V1.1.
TOT_REJECT_ENQRETN		FLOAT	Total number of enqueue requests that were immediately rejected due to the enqueue being in a retained state. This value is a subset of the total number of enqueue requests (NQGTNQSI). From NQGTIRJR for CICS/TS V1.1.
TOT_WAITREJ_RETAIN		FLOAT	Total number of waiting enqueue requests that were rejected due to the required enqueue moving into a retained state. This value is a subset of the number of enqueue requests that waited (NQGTNQSW). From NQGTWRJR for CICS/TS V1.1.
TOT_WAITPURGE_OPER		FLOAT	Total number of waiting enqueue requests that were rejected due to the operator purging the waiting transaction. This value is a subset of the number of enqueue requests that waited (NQGTNQSW). From NQGTWPOP for CICS/TS V1.1.
TOT_WAITPURGE_TOUT		FLOAT	Total number of waiting enqueue requests that were rejected due to the timeout value (DTIMEOUT) being exceeded. This value is a subset of the number of enqueue requests that waited (NQGTNQSW). From NQGTWPTO for CICS/TS V1.1.

CICS_S_ENQUE_MGR_D

This table provides daily CICS Enqueue Manager statistics. For CICS/TS V1.1 and later, this maps the DFHNQGDS record.

The default retention period for this table is 30 days.

Column name		Data type	Description
DATE	K	DATE	Date when the statistics record was written to SMF. From SMFSTDTE.
PERIOD_NAME	K	CHAR(8)	Name of the period. This is derived using fields SMFSTSID, SMFSTDTE, and SMFSTTME from the record as parameters in the PERIOD function.
MVS_SYSTEM_ID	K	CHAR(4)	MVS system ID. This is the SMF system ID. From SMFSTSID.
CICS_SYSTEM_ID	K	CHAR(8)	CICS generic APPLID. This is the VTAM application ID used when requesting a session with this CICS system. From SMFSTPRN.
ENQ_POOL_ID	K	CHAR(8)	Enqueue pool ID. From NQGNPOOL for CICS/TS V1.1.
ENQ_ISSUED		FLOAT	Total number of enqueue requests issued. From NQGTNQSI for CICS/TS V1.1.
ENQ_RETN_TOT		FLOAT	Total number of enqueue requests that were retained due to the owning UOW being shunted. From NQGTNQSR for CICS/TS V1.1.

CICS statistics component data tables

Column name		Data type	Description
ENQ_RETN_TOT_TIME		FLOAT	Total retention time for the enqueue requests that were retained due to the owning UOW being shunted. From NQGTNQRRT for CICS/TS V1.1.
ENQ_RETN_CUR		FLOAT	Current number of enqueue requests that are retained. From NQGCNQRSR for CICS/TS V1.1.
ENQ_RETN_CUR_TIME		FLOAT	Current enqueue retention time. From NQGCNQRRT for CICS/TS V1.1.
ENQ_SYS_WAITED		FLOAT	Total number of sysplex enqueue requests that had waited due to enqueues being held. From NQGGNQSW.
ENQ_SYS_WAITED_TM		FLOAT	Total waiting time for the sysplex enqueue requests that waited (NQGGNQSW). From NQGGNQST.
ENQ_SYS_WAITING		FLOAT	Current number of sysplex enqueues that are waiting. From NQGSNQSW.
ENQ_SYS_WAITING_TM		FLOAT	Total waiting time for the sysplex enqueues that are currently waiting (NQGSNQSW). From NQGSNQWT.
ENQ_WAIT_REQ		FLOAT	Current number of enqueue requests that are waiting. From NQGCNQSW for CICS/TS V1.1.
ENQ_WAIT_REQ_TIME		FLOAT	Total waiting time for the enqueue requests that are currently waiting due to the enqueue being held by another transaction. From NQGCNQWT for CICS/TS V1.1.
ENQ_WAITED		FLOAT	Total number of enqueue requests that have waited due to the enqueues being held. This value is a subset of the total number of enqueue requests (NQGTNQSI). From NQGTNQSW for CICS/TS V1.1.
ENQ_WAITED_TIME		FLOAT	Total waiting time for the enqueue requests that waited. From NQGTNQWT.
TOT_REJECT_ENQBUSY		FLOAT	Total number of enqueue requests that were immediately rejected due to the enqueue being busy (ENQBUSY response). This value is a subset of the total number of enqueue requests (NQGTNQSI). From NQGTIRJB for CICS/TS V1.1.
TOT_REJECT_ENQRETN		FLOAT	Total number of enqueue requests that were immediately rejected due to the enqueue being in a retained state. This value is a subset of the total number of enqueue requests (NQGTNQSI). From NQGTIRJR for CICS/TS V1.1.
TOT_WAITREJ_RETAIN		FLOAT	Total number of waiting enqueue requests that were rejected due to the required enqueue moving into a retained state. This value is a subset of the number of enqueue requests that waited (NQGTNQSW). From NQGTWRJR for CICS/TS V1.1.
TOT_WAITPURGE_OPER		FLOAT	Total number of waiting enqueue requests that were rejected due to the operator purging the waiting transaction. This value is a subset of the number of enqueue requests that waited (NQGTNQSW). From NQGTWPOP for CICS/TS V1.1.
TOT_WAITPURGE_TOUT		FLOAT	Total number of waiting enqueue requests that were rejected due to the timeout value (DTIMEOUT) being exceeded. This value is a subset of the number of enqueue requests that waited (NQGTNQSW). From NQGTWPPTO for CICS/TS V1.1.

CICS_S_ENTBEANS_T_D

This tables provides detailed data about resources used for each bean. The data is from CICS statistics records (SMF 110, subtype 2).

CICS statistics component data tables

The default retention periods for these tables are:

7 days for CICS_S_ENTBEANS_T

30 days for CICS_S_ENTBEANS_D

Column name		Data type	Description
DATE	K	DATE	Date when the statistics record was written to SMF. From SMFSTDTE.
PERIOD_NAME	K	CHAR(8)	Name of the period. This is derived using fields SMFSTSID, SMFSTDTE, and SMFSTTME from the record as parameters in the PERIOD function.
TIME	K	TIME	Time when the statistics record was written to SMF. From SMFSTTME.
MVS_SYSTEM_ID	K	CHAR(4)	MVS system ID. This is the SMF system ID. From SMFSTSID.
CICS_SYSTEM_ID	K	CHAR(8)	CICS generic APPLID. This is the VTAM application ID that is used when requesting a session with this CICS system. From SMFSTPRN.
EJB_CORBASERVER_NM	K	CHAR(4)	Name of the CorbaServer in which the bean is installed. From EJBCORBASVNM.
EJB_BEAN_NM	K	VARCHAR(222)	Name of the bean. From EJBBEANNAME.
EJB_ACT_COUNT		FLOAT	Number of times a bean of this type has been activated. From EJBACTINUM.
EJB_CREATE_COUNT		FLOAT	Number of times a bean of this type has been created. From EJBCREATE.
EJB_DJAR_NM		CHAR(32)	Name of the DJar from which this bean originated. From EJB DJARNAME.
EJB_METCALLS_COUNT		FLOAT	Number of times a remote method call has been invoked against a bean of this type. From EJBMETHODCAL.
EJB_PASS_COUNT		FLOAT	Number of times a bean of this type has been passivated. From EJBPASSNUM.
EJB_REMOVES_COUNT		FLOAT	Number of times a bean of this type has been removed. From EJBREMOVES.

CICS_S_FEPI_T

This table provides detailed statistics for the CICS Front End Programming Interface (FEPI). It contains data about the use of each FEPI pool, a target in any pool, and each connection. The data is from CICS statistics records (SMF 110, subtype 2).

The default retention period for this table is 7 days.

Column name		Data type	Description
DATE	K	DATE	Date when the statistics record was written to SMF. From SMFSTDTE.
PERIOD_NAME	K	CHAR(8)	Name of the period. This is derived using fields SMFSTSID, SMFSTDTE, and SMFSTTME from the record as parameters in the PERIOD function.
TIME	K	TIME	Time when the statistics record was written to SMF. From SMFSTTME.
MVS_SYSTEM_ID	K	CHAR(4)	MVS system ID. This is the SMF system ID. From SMFSTSID.

CICS statistics component data tables

Column name		Data type	Description
CICS_SYSTEM_ID	K	CHAR(8)	CICS generic APPLID. This is the VTAM application ID used when requesting a session with this CICS system. From SMFSTPRN.
POOL_NAME	K	CHAR(8)	FEPI pool name. From A22POOL, A23POOL or A24POOL.
TARGET_NAME	K	CHAR(8)	FEPI target pool name. From A23TARG or A24TARG.
NODE_NAME	K	CHAR(8)	FEPI node. From A23NODE.
VTAM_APPL_ID	K	CHAR(8)	This is the VTAM applid for the target. From A24APPL.
ALLOC_COUNT		INTEGER	Number of conversations that have been allocated from this pool, or the number of conversations specifically allocated to this target in this pool. From A22ALLOC or A24ALLOC.
ALLOC_PEAK		INTEGER	Peak number of concurrent conversations allocated from this pool. From A22PKALL.
ALLOC_TIMEOUT_CNT		INTEGER	Number of conversation allocates that timed out in this pool, or the number of conversation allocates to this target in this pool that timed out. From A22TIOUT or A24TIOUT.
ALLOC_WAIT_COUNT		INTEGER	Current number of conversations waiting to be allocated in this pool, or the number of current conversations waiting to be allocated to this target in this pool. From A22WAIT or A24WAIT.
ALLOC_WAIT_PEAK		INTEGER	Peak number of conversations that had to wait to be allocated in this pool or the peak number of conversations that had to wait to be allocated to this target in this pool. From A22PKWT or A24PKWT.
ALLOC_WAIT_TOTAL		INTEGER	Number of conversations that had to wait to be allocated in this pool, or the number of conversations that had to wait to be allocated to this target in this pool. From A22TOTWT or A24TOTWT.
CHARS_RECEIVED_CNT		INTEGER	Number of characters of data received on this connection. From A23CHIN.
CHARS_SENT_CNT		INTEGER	Number of characters of data sent on this connection. From A23CHOUT.
CONN_ACQUIRE_CNT		INTEGER	Number of times the connection was acquired. From A23ACQ.
CONN_CONV_USE_CNT		INTEGER	Number of conversations that have used this connection. From A23CNV.
CONNECTION_COUNT		INTEGER	Number of connections in the pool. From A22CONCT.
CONNECTION_PEAK		INTEGER	Peak number of connections in the pool. This column is needed because targets and nodes may be deleted between intervals. From A22CONPK.
ERROR_COUNT		INTEGER	Number of VTAM error conditions raised for this connection. From A23ERROR.
NODE_COUNT		INTEGER	Current number of nodes in the pool or number of nodes connected to this target. From A22NDCT or A24NDCT.
RECEIVE_TO_CNT		INTEGER	Number of times a FEPI RECEIVE timed-out on this connection. From A23RTOUT.
RECORD_INCOMPLETE		CHAR(3)	Contains YES if the CICS statistics record is incomplete. From SMFSTICD.
RECORD_TYPE		CHAR(3)	Type of CICS statistics record. Can be USS (Unsolicited), EOD (End of day), REQ (Requested), or INT (Interval). From SMFSTRQT.

CICS statistics component data tables

Column name		Data type	Description
RECORD_VERSION		CHAR(4)	CICS version and release that wrote this record; for example, 0410. From SMFSTRVN.
TARGET_COUNT		INTEGER	Current number of targets in the pool. From A22TRGCT.
UNSOL_INPUT_CNT		INTEGER	Number of times unsolicited input was received on this connection. From A23USI.

CICS_S_FEPI_D

This table provides daily statistics for the CICS Front End Programming Interface (FEPI). It contains data about the use of each FEPI pool, a target in any pool, and each connection. The data is from CICS statistics records (SMF 110, subtype 2).

The default retention period for this table is 7 days.

Column name		Data type	Description
DATE	K	DATE	Date when the statistics records were written to SMF. From SMFSTDTE.
PERIOD_NAME	K	CHAR(8)	Name of the period. This is derived using fields SMFSTSID, SMFSTDTE, and SMFSTTME from the record as parameters in the PERIOD function.
MVS_SYSTEM_ID	K	CHAR(4)	MVS system ID. This is the SMF system ID. From SMFSTSID.
CICS_SYSTEM_ID	K	CHAR(8)	CICS generic APPLID. This is the VTAM application ID used when requesting a session with this CICS system. From SMFSTPRN.
POOL_NAME	K	CHAR(8)	FEPI pool name. From A22POOL, A23POOL or A24POOL.
TARGET_NAME	K	CHAR(8)	FEPI target pool name. From A23TARG or A24TARG.
NODE_NAME	K	CHAR(8)	FEPI node. From A23NODE.
VTAM_APPL_ID	K	CHAR(8)	VTAM applid for the target. From A24APPL.
ALLOC_COUNT		INTEGER	Number of conversations that have been allocated from this pool, or the number of conversations specifically allocated to this target in this pool. From A22ALLOC or A24ALLOC.
ALLOC_PEAK		INTEGER	Peak number of concurrent conversations allocated from this pool. From A22PKALL.
ALLOC_TIMEOUT_CNT		INTEGER	Number of conversation allocates that timed out in this pool, or the number of conversation allocates to this target in this pool that timed out. From A22TIOUT or A24TIOUT.
ALLOC_WAIT_PEAK		INTEGER	Peak number of conversations that had to wait to be allocated in this pool, or the peak number of conversations that had to wait to be allocated to this target in this pool. From A22PKWT or A24PKWT.
ALLOC_WAIT_TOTAL		INTEGER	Number of conversations that had to wait to be allocated in this pool, or the number of conversations that had to wait to be allocated to this target in this pool. From A22TOTWT or A24TOTWT.
CHARS_RECEIVED_CNT		INTEGER	Number of characters of data received on this connection. From A23CHIN.
CHARS_SENT_CNT		INTEGER	Number of characters of data sent on this connection. From A23CHOUT.
CONN_ACQUIRE_CNT		INTEGER	Number of times the connection was acquired. From A23ACQ.

CICS statistics component data tables

Column name		Data type	Description
CONN_CONV_USE_CNT		INTEGER	Number of conversations that have used this connection. From A23CNV.
CONNECTION_PEAK		INTEGER	This is the peak number of connections in the pool. This column is needed because targets and nodes may be deleted between intervals. From A22CONPK.
ERROR_COUNT		INTEGER	Number of VTAM error conditions raised for this connection. From A23ERROR.
RECEIVE_TO_CNT		INTEGER	Number of times a FEPI RECEIVE timed-out on this connection. From A23RTOUT.
UNSOL_INPUT_CNT		INTEGER	Number of times unsolicited input was received on this connection. From A23USI.

CICS_S_FILE_T

This table provides detailed file statistics. The data is from CICS statistics records (SMF 110, subtype 2).

The default retention period for this table is 7 days.

Column name		Data type	Description
DATE	K	DATE	Date when the statistics record was written to SMF. From SMFSTDTE.
PERIOD_NAME	K	CHAR(8)	Name of the period. This is derived using fields SMFSTSID, SMFSTDTE, and SMFSTTME from the record as parameters in the PERIOD function.
TIME	K	TIME	Time when the statistics record was written to SMF. From SMFSTTME.
MVS_SYSTEM_ID	K	CHAR(4)	MVS system ID. This is the SMF system ID. From SMFSTSID.
CICS_SYSTEM_ID	K	CHAR(8)	CICS generic APPLID. This is the VTAM application ID used when requesting a session with this CICS system. From SMFSTPRN.
EXCL_CNTL_CONF		FLOAT	Is the No. Exclusive Control conflicts. From A17FCXCC.
FILE_NAME	K	CHAR(8)	Name of the file. From A17FNAM.
ADD_REQUESTS		INTEGER	Number of PUT requests issued. From A17DSWRA.
BASE_DATASET_NAME		CHAR(44)	Base data set name for VSAM paths. For CICS V4 and later. From A17BDSNM.
BROWSE_REQUESTS		INTEGER	Number of GETNEXT and GETPREV requests issued. From A17DSBR.
BRWS_UPD_REQUESTS		FLOAT	Number of browse READNEXT and READPREV requests issued against this file. Note that this field is only applicable to RLS accessed files. For CICS/TS V1.1 and later. From A17DSBRU.
CICS_SYSTEM_ID_REM		CHAR(4)	When operating in an ISC or MRO environment, and the file is held by a remote system, this column specifies the system where the file is resident. For CICS V4 and later. From A17RSYS.
CFDT_POOL_NAME		CHAR(8)	Coupling facility data table (CFDT) pool name. From A17DTCFP.
DATA_BUFF_CNT		INTEGER	Number of buffers to be used for data. For CICS V4 and later. From A17DSDNB.

CICS statistics component data tables

Column name		Data type	Description
DATASET_NAME		CHAR(44)	44-character data set name, or blank if no data set is allocated. From A17DSNAM.
DATASET_TYPE		CHAR(1)	This is the data set type. B=BDAM, E=VSAM ESDS, K=VSAM KSDS, R=VSAM RRDS and P=VSAM PATH. For CICS V4 and later. From A17DSTYP.
DELETE_REQ_LOCAL		INTEGER	Number of DELETE requests against this local file. From A17DSDEL.
DELETE_REQ_REMOTE		INTEGER	Number of DELETE requests for a VSAM file in a remote system. From A17RMDEL.
FILE_CLOSED_TIME		TIME	Local time when the file was closed. From A17CLOST.
FILE_CLOSE_GMT		TIME	GMT time, in hh:mm:ss format, when this file was closed. Set to 00:00:00 if not closed. For CICS V4 and later. From A17GCLST.
FILE_CLOSE_TIME		TIME	Local time, in hh:mm:ss format, when this file was closed. Set to 00:00:00 if not closed. For CICS V4 and later. From A17LCLST.
FILE_NAME_REMOTE		CHAR(8)	Name by which this file is known in the system or region in which it is resident. For CICS V4 and later. From A17RNAME.
FILE_OPENED_TIME		TIME	Local time when the file was opened. From A17OPENT.
FILE_OPEN_GMT		TIME	GMT time, in hh:mm:ss format, when this file was opened. Set to 00:00:00 if not opened. For CICS V4 and later. From A17GOPNT.
FILE_OPEN_TIME		TIME	Local time, in hh:mm:ss format, when this file was opened. Set to 00:00:00 if not opened. For CICS V4 and later. From A17LOPNT.
GET_REQUESTS		INTEGER	Number of GET requests issued. From A17DSRD.
GET_UPDATE_REQ		INTEGER	Number of GET UPDATE requests issued. From A17DSGU.
INDX_BUFF_CNT		INTEGER	Number of buffers to be used for index. For CICS V4 and later. From A17DSINB.
LOAD_RESPONSES		FLOAT	Number of times that a LOADING response was issued. From A17DTLDS.
LOCK_WAITS		FLOAT	Number of times that it was necessary to WAIT for an already locked name. From A17DTCON.
POOL_NUMBER		INTEGER	Identity of the local shared resource pool. This value is that specified by the LSRPOOLID operand of the resource definition online DEFINE FILE command. 'N' means that it is not defined in an LSR pool. For CICS V4 and later. From A17POOL.
RECORD_INCOMPLETE		CHAR(3)	Contains YES if the CICS statistics record is incomplete. From SMFSTICD.
RECORD_TYPE		CHAR(3)	Type of CICS statistics record. Can be USS (Unsolicited), EOD (End of day), REQ (Requested), or INT (Interval). From SMFSTRQT.
RECORD_VERSION		CHAR(4)	CICS Version and Release that wrote this record; for example, 0330. From SMFSTRVN.
REMOTE_OR_LOCAL		CHAR(1)	Set to R if this is a remote file. From A17FLOC.
RLS_FILE_INDICATOR		CHAR(1)	Indicator of whether the file is RLS or not. The value can be R (RLS accessed file) or a blank (non RLS file). For CICS/TS V1.1 and later. From A17DSRSL.

CICS statistics component data tables

Column name		Data type	Description
RLS_REQ_TIMEOUTS		FLOAT	Number of RLS requests to this file that were not serviced in the specified time limit and as a result were terminated. For CICS/TS V1.1 and later. From A17RLSWT.
STORAGE_ALLOC		INTEGER	Total storage allocated for the data table, in kilobytes. From A17DTALT.
STORAGE_ALLOC_DATA		INTEGER	Storage allocated for the record data. This is valid only if the shared data tables feature is used. From A17DTALD.
STORAGE_ALLOC_ENT		INTEGER	Storage allocated for record entry blocks. This is valid only if the shared data tables feature is used. From A17DTALE.
STORAGE_ALLOC_INDXX		INTEGER	Storage allocated for the index. This is valid only if the shared data tables feature is used. From A17DTALI.
STORAGE_IN_USE		INTEGER	Total storage in use for the data table. This is valid only if the shared data tables feature is used. From A17DTUST.
STORAGE_IN_USE_DTA		INTEGER	Storage in use for the record data. This is valid only if the shared data tables feature is used. From A17DTUSD.
STORAGE_IN_USE_ENT		INTEGER	Storage in use for record entry blocks. This is valid only if the shared data tables feature is used. From A17DTUSE.
STORAGE_IN_USE_IDX		INTEGER	Storage in use for the index. This is valid only if the shared data tables feature is used. From A17DTUSI.
STRINGS		INTEGER	Maximum permissible number of concurrent updates. For CICS V4 and later. From A17STRNO.
STRINGS_ACTIVE_CNT		INTEGER	Current number of updates against the file. For CICS V4 and later. From A17DSASC.
STRING_WAITS		INTEGER	Number of string waits. For CICS V4 and later. From A17DSASW.
TAB_DELETES		INTEGER	Number of attempts to delete records from the table using DELETE requests. From A17DTDLS.
TAB_FIELDS_PRESENT		CHAR(1)	R-remote file with table read and source read data. S-there is data from an associated table. T-this is a data table. X-there is an associated CICS-maintained data table. From A17DT.
TAB_READ_REQUESTS		INTEGER	Number of attempts to retrieve records from the table. From A17DTRDS.
TAB_READ_RETRIES		INTEGER	Read retries because a file-only region changed the table during the read. This is valid only if the shared data tables feature is used. From A17DTRRS.
TAB_REC_NOT_FOUND		INTEGER	Number of times READ requests were directed to the source data set because the record was not found in the table. From A17DTRNF.
TAB_RECORDS		INTEGER	Number of records in the data table. This is valid only if the shared data tables feature is used. From A17DTSIZ.
TAB_RECORDS_PEAK		INTEGER	Peak number of records in the table. From A17DTSHI.
TAB_REJECTS_EXIT		INTEGER	Number of records rejected by the global user exit. From A17DTARJ.
TAB_REJECTS_FULL		INTEGER	Number of records that CICS attempted to add, but was unable to because the table already contained the specified maximum. From A17DTATF.
TAB_REWRITES		INTEGER	Number of attempts to update records in the table using REWRITE requests. From A17DTRWS.

CICS statistics component data tables

Column name		Data type	Description
TAB_STATUS		CHAR(1)	Unsolicited data only. C-a CICS-maintained table is closed. P-a file closed but table still open. S-a source data set for a user table is being closed. U-a user-maintained table is closed. From A17DTTYP.
TAB_WRITE_REQUESTS		INTEGER	Number of attempts to add records to the table using WRITE requests. From A17DTADS.
TAB_WRITES_BY_READ		INTEGER	Number of writes caused by loading or READ requests while loading. From A17DTAVR.
UPDATE_REQUESTS		INTEGER	Number of PUT UPDATE requests issued. From A17DSWRU.
VSAM_EXCP_REQ_DATA		INTEGER	Number of data I/O operations on this VSAM file. From A17DSXCP.
VSAM_EXCP_REQ_INDX		INTEGER	Number of index I/O operations on this VSAM file. From A17DSIXP.
WAIT_ON_STRING		INTEGER	Number of requests queued because all the strings are in use. From A17DSTSW.
WAIT_ON_STRNG_PEAK		INTEGER	Peak number of requests that were waiting for a string. From A17DSHSW.

CICS_S_FILE_D

This table provides daily CICS file statistics. It contains consolidated data from the CICS_S_FILE_T table.

The default retention period for this table is 30 days.

Column name		Data type	Description
DATE	K	DATE	Date when the statistics records were written to SMF. From SMFSTDTE.
PERIOD_NAME	K	CHAR(8)	Name of the period. This is derived using fields SMFSTSID, SMFSTDTE, and SMFSTTME from the record as parameters in the PERIOD function.
MVS_SYSTEM_ID	K	CHAR(4)	MVS system ID. This is the SMF system ID. From SMFSTSID.
CICS_SYSTEM_ID	K	CHAR(8)	CICS generic APPLID. This is the VTAM application ID used when requesting a session with this CICS system. From SMFSTPRN.
FILE_NAME	K	CHAR(8)	Name of the file. From A17FNAM.
ADD_REQUESTS		INTEGER	Number of PUT requests issued. From A17DSWRA.
BROWSE_REQUESTS		INTEGER	Number of GETNEXT and GETPREV requests issued. From A17DSBR.
BRWS_UPD_REQUESTS		FLOAT	Number of browse READNEXT and READPREV requests issued against this file. Note that this field is only applicable to RLS accessed files. For CICS/TS V1.1 and later. From A17DSBRU.
CFDT_POOL_NAME		CHAR(8)	CFDT pool name. From A17DTCFP.
DATA_BUFF_CNT		INTEGER	Number of buffers to be used for data. For CICS V4 and later. From A17DSDNB.
DELETE_REQ_LOCAL		INTEGER	Number of DELETE requests against this local file. From A17DSDEL.
DELETE_REQ_REMOTE		INTEGER	Number of DELETE requests for a VSAM file in a remote system. From A17RMDEL.

CICS statistics component data tables

Column name		Data type	Description
EXCL_CNTL_CONF		FLOAT	Is the No. Exclusive Control conflicts. From A17FCXCC.
GET_REQUESTS		INTEGER	Number of GET requests issued. From A17DSRD.
GET_UPDATE_REQ		INTEGER	Number of GET UPDATE requests issued. From A17DSGU.
INDX_BUFF_CNT		INTEGER	Number of buffers to be used for index. For CICS V4 and later. From A17DSINB.
LOAD_RESPONSES		FLOAT	Number of times that a LOADING response was issued. From A17DTLDS.
LOCK_WAITS		FLOAT	Number of times that it was necessary to WAIT for an already locked name. From A17DTCON.
RLS_FILE_INDICATOR		CHAR(1)	Indicator of whether the file is RLS or not. The value can be R (RLS accessed file) or a blank (non RLS file). For CICS/TS V1.1 and later. From A17DSRLS.
RLS_REQ_TIMEOUTS		FLOAT	Number of RLS requests to this file that were not serviced in the specified time limit and as a result were terminated. For CICS/TS V1.1 and later. From A17RLSWT.
STORAGE_ALLOC		INTEGER	Total storage allocated for the data table, in kilobytes. From A17DTALT.
STORAGE_ALLOC_DATA		INTEGER	Storage allocated for the record data. This is valid only if the shared data tables feature is used. From A17DTALD.
STORAGE_ALLOC_ENT		INTEGER	Storage allocated for record entry blocks. This is valid only if the shared data tables feature is used. From A17DTALE.
STORAGE_ALLOC_INDX		INTEGER	Storage allocated for the index. This is valid only if the shared data tables feature is used. From A17DTALI.
STORAGE_IN_USE		INTEGER	Total storage in use for the data table. This is valid only if the shared data tables feature is used. From A17DTUST.
STORAGE_IN_USE_DTA		INTEGER	Storage in use for the record data. This is valid only if the shared data tables feature is used. From A17DTUSD.
STORAGE_IN_USE_ENT		INTEGER	Storage in use for record entry blocks. This is valid only if the shared data tables feature is used. From A17DTUSE.
STORAGE_IN_USE_IDX		INTEGER	Storage in use for the index. This is valid only if the shared data tables feature is used. From A17DTUSI.
STRINGS		INTEGER	Maximum permissible number of concurrent updates. For CICS V4 and later. From A17STRNO.
TAB_DELETES		INTEGER	Number of attempts to delete records from the table using DELETE requests. From A17DTDLS.
TAB_READ_REQUESTS		INTEGER	Number of attempts to retrieve records from the table. From A17DTRDS.
TAB_READ_RETRIES		INTEGER	Read retries because a file-only region changed the table during the read. This is valid only if the shared data tables feature is used. From A17DTRRS.
TAB_REC_NOT_FOUND		INTEGER	Number of times READ requests were directed to the source data set because the record was not found in the table. From A17DTRNF.
TAB_RECORDS		INTEGER	Number of records in the data table. This is valid only if the shared data tables feature is used. From A17DTSIZ.
TAB_RECORDS_PEAK		INTEGER	Peak number of records in the table. From A17DTSHI.
TAB_REJECTS_EXIT		INTEGER	Number of records rejected by the global user exit. From A17DTARJ.

CICS statistics component data tables

Column name		Data type	Description
TAB_REJECTS_FULL		INTEGER	Number of records that CICS attempted to add, but was unable to because the table already contained the specified maximum. From A17DTATE.
TAB_REWRITES		INTEGER	Number of attempts to update records in the table using REWRITE requests. From A17DTRWS.
TAB_WRITE_REQUESTS		INTEGER	Number of attempts to add records to the table using WRITE requests. From A17DTADS.
TAB_WRITES_BY_READ		INTEGER	Number of writes caused by loading or READ requests whilst loading. From A17DTAVR.
UPDATE_REQUESTS		INTEGER	Number of PUT UPDATE requests issued. From A17DSWRU.
VSAM_EXCP_REQ_DATA		INTEGER	Number of data I/O operations on this VSAM file. From A17DSXCP.
VSAM_EXCP_REQ_INDX		INTEGER	Number of index I/O operations on this VSAM file. From A17DSIXP.
WAIT_ON_STRING		INTEGER	Number of requests queued because all the strings are in use. From A17DSTSW.
WAIT_ON_STRNG_PEAK		INTEGER	Peak number of requests that were waiting for a string. From A17DSHSW.

CICS_S_GLB_TCPIP_T

This table provides detailed global statistics on TCP/IP. It contains data from CICS statistics records (SMF 110, subtype 2 stid 107). For CICS/TS V3.1 and later, it takes information from the DFHSOGDS CICS dsect.

The default retention period for this table is 7 days.

Column name		Data type	Description
DATE	K	DATE	Date when the statistics records were written to SMF. From SMFSTDTE.
PERIOD_NAME	K	CHAR(8)	Name of the period. This is derived using fields SMFSTSID, SMFSTDTE, and SMFSTTME from the record as parameters in the PERIOD function.
TIME	K	TIME	Time when the statistics record was written to SMF. From SMFSTTME. (For _T table only.)
MVS_SYSTEM_ID	K	CHAR(4)	MVS system ID. This is the SMF system ID. From SMFSTSID.
CICS_SYSTEM_ID	K	CHAR(8)	CICS generic APPLID. This is the VTAM application ID used when requesting a session with this CICS system. From SMFSTPRN.
SSLCACHE_SETTING		CHAR(8)	Indicates the setting for the SSLCACHE system initialization parameter, which specifies whether SSL is to use the local or sysplex caching of session ids. Possible values are 'CICS' or 'SYSPLEX'. From SOGSSLCA.
MAXSOCKETS		FLOAT	The maximum number of IP sockets that can be managed by the CICS sockets domain. From SOGMAXSO.
MAXSOCKETS_REACHED		FLOAT	The number of times the maximum number of IP sockets limit (MAXSOCKETS) was reached. From SOGTMXS.
IN SOCK_CUR		FLOAT	The current number of inbound sockets. From SOGCINSO.
IN SOCK_PEAK		FLOAT	The peak number of non-persistent outbound sockets. From SOGPOUSO.

CICS statistics component data tables

Column name		Data type	Description
OUT SOCK_CUR		FLOAT	The current number of non-persistent outbound sockets. From SOGCOUSO.
OUT SOCK_PEAK		FLOAT	The peak number of non-persistent outbound sockets. From SOGPOUSO.
OUT_PSOCK_CUR		FLOAT	The current number of persistent outbound sockets. From SOGCPOUS.
OUT_PSOCK_PEAK		FLOAT	The peak number of persistent outbound sockets. From SOGPPOUS.
IN SOCK_CREATED		FLOAT	The total number of inbound sockets created. From SOGISCR.
OUT SOCK_CREATED		FLOAT	The total number of outbound sockets created. From SOGOSCR.
OUT SOCK_CLOSED		FLOAT	The total number of outbound sockets closed. From SOGOSCL.
DLY_AT_MAXSOCKETS		FLOAT	The number of create socket requests that were delayed because the system had reached the MAXSOCKETS limit. From SOGDMAXS.
MAXSOCK_DLY_TIME		TIME	The total time that create socket requests were delayed because the system had reached the MAXSOCKETS limit. From SOGQTIMEMAXS.
TOUT_MAXSOCKETS		FLOAT	The number of create socket requests that were timed out whilst delayed because the system had reached the MAXSOCKETS limit. From SOGTOMAXS.
TOUT_MAXSOCK_CUR		FLOAT	The current number of create socket requests delayed because the system is at the MAXSOCKETS limit. From SOGCDELAY.
TOUT_MAXSOCK_PEAK		FLOAT	The peak number of create socket requests delayed because the system had reached the MAXSOCKETS limit. From SOGPDELAY.
MAXSOCK_CURDLY_TIM		TIME	The total delay time for the create socket requests that are currently delayed because the system is at the MAXSOCKETS limit. From SOGCQTIMEMAXS.

CICS_S_GLB_TCPIP_D

This table provides daily global statistics on TCP/IP. It contains data from CICS statistics records (SMF 110, subtype 2 stid 107). For CICS/TS V3.1 and later, it takes information from the DFHSOGDS CICS dsect.

The default retention period for this table is 30 days.

Column name		Data type	Description
DATE	K	DATE	Date when the statistics records were written to SMF. From SMFSTDTE.
PERIOD_NAME	K	CHAR(8)	Name of the period. This is derived using fields SMFSTSID, SMFSTDTE, and SMFSTTME from the record as parameters in the PERIOD function.
TIME	K	TIME	Time when the statistics record was written to SMF. From SMFSTTME. (For _T table only.)
MVS_SYSTEM_ID	K	CHAR(4)	MVS system ID. This is the SMF system ID. From SMFSTSID.
CICS_SYSTEM_ID	K	CHAR(8)	CICS generic APPLID. This is the VTAM application ID used when requesting a session with this CICS system. From SMFSTPRN.

CICS statistics component data tables

Column name		Data type	Description
SSLCACHE_SETTING		CHAR(8)	Indicates the setting for the SSLCACHE system initialization parameter, which specifies whether SSL is to use the local or sysplex caching of session ids. Possible values are 'CICS' or 'SYSPLEX'. From SOGSSLCA.
MAXSOCKETS		FLOAT	The maximum number of IP sockets that can be managed by the CICS sockets domain. From SOGMAXSO.
MAXSOCKETS_REACHED		FLOAT	The number of times the maximum number of IP sockets limit (MAXSOCKETS) was reached. From SOGTMAXS.
IN SOCK_CUR		FLOAT	The current number of inbound sockets. From SOGCINSO.
IN SOCK_PEAK		FLOAT	The peak number of non-persistent outbound sockets. From SOGPOUSO.
OUT SOCK_CUR		FLOAT	The current number of non-persistent outbound sockets. From SOGCOUSO.
OUT SOCK_PEAK		FLOAT	The peak number of non-persistent outbound sockets. From SOGPOUSO.
OUT_PSOCK_CUR		FLOAT	The current number of persistent outbound sockets. From SOGCPOUS.
OUT_PSOCK_PEAK		FLOAT	The peak number of persistent outbound sockets. From SOGPPOUS.
IN SOCK_CREATED		FLOAT	The total number of inbound sockets created. From SOGISCR.
OUT SOCK_CREATED		FLOAT	The total number of outbound sockets created. From SOGOSCR.
OUT SOCK_CLOSED		FLOAT	The total number of outbound sockets closed. From SOGOSCL.
DLY_AT_MAXSOCKETS		FLOAT	The number of create socket requests that were delayed because the system had reached the MAXSOCKETS limit. From SOGDMAXS.
MAXSOCK_DLY_TIME		TIME	The total time that create socket requests were delayed because the system had reached the MAXSOCKETS limit. From SOGQTIMEMAXS.
TOUT_MAXSOCKETS		FLOAT	The number of create socket requests that were timed out whilst delayed because the system had reached the MAXSOCKETS limit. From SOGTOMAXS.
TOUT_MAXSOCK_CUR		FLOAT	The current number of create socket requests delayed because the system is at the MAXSOCKETS limit. From SOGCDELAY.
TOUT_MAXSOCK_PEAK		FLOAT	The peak number of create socket requests delayed because the system had reached the MAXSOCKETS limit. From SOGPDELAY.
MAXSOCK_CURDLY_TIM		TIME	The total delay time for the create socket requests that are currently delayed because the system is at the MAXSOCKETS limit. From SOGCQTIMEMAXS.

CICS_S_GLBURIMAP_T

This table provides detailed global statistics on URIMAP. It contains data from CICS statistics records (SMF 110, subtype 2 std 101). For CICS/TS V3.1 and later, it takes information from the DFHWBGDS CICS dsect.).

The default retention period for this table is 7 days.

CICS statistics component data tables

Column name		Data type	Description
DATE	K	DATE	Date when the statistics records were written to SMF. From SMFSTDTE.
PERIOD_NAME	K	CHAR(8)	Name of the period. This is derived using fields SMFSTSID, SMFSTDTE, and SMFSTTME from the record as parameters in the PERIOD function.
TIME	K	TIME	Time when the statistics record was written to SMF. From SMFSTTME. (For _T table only.)
MVS_SYSTEM_ID	K	CHAR(4)	MVS system ID. This is the SMF system ID. From SMFSTSID.
CICS_SYSTEM_ID	K	CHAR(8)	CICS generic APPLID. This is the VTAM application ID used when requesting a session with this CICS system. From SMFSTPRN.
URIMAP_ATOMSERV		FLOAT	Number of times a URIMAP definition with a matching host and path was found, and the request was handled by a Atom service. From WBGUATOMSRVREQS.
URIMAP_REF_COUNT		FLOAT	The number of times a search for matching URIMAP definition was made. From WBGUREFCNT.
URIMAP_DISABLED		FLOAT	The Number of times a URIMAP definition with a matching host and path was found, but the URIMAP definition was disabled. From WBGUMATDISAB.
HOST_PATH_NOMATCH		FLOAT	The number of times a search for a matching URIMAP definition was made, but no URIMAP definition with a matching host and path was found. From WBGUNOMATCH.
HOST_PATH_MATCH		FLOAT	The number of times a search for a matching URIMAP definition was made, and a URIMAP definition with a matching host and path was found. From WBGUMATCH.
URIMAP_REDIRECTED		FLOAT	The number of times a URIMAP definition with a matching host and path was found and the request was redirected. From WBGUMATREDIR.
ANALYZER_USED		FLOAT	The number of times a URIMAP definition with a matching host and path was found, and the analyzer program associated with the TCPIPSERVICE definition was called. From WBGUANCALL.
STAT_CONT_DELIVER		FLOAT	The number of times a URIMAP definition with a matching host and path was found, and static content (document template or HFS file) was delivered as a response. From WBGUSTATCONT.
DYN_CONT_DELIVER		FLOAT	The number of times a URIMAP definition with a matching host and path was found, and dynamic content (produced by an application program) was delivered as a response. From WBGUDYNCONT.
PIPELINE_REQS		FLOAT	The number of times a URIMAP definition with a matching host and path was found, and the request was handled by a Web service. From WBGUPIPEREQ.
SCHEME_HTTP_REQS		FLOAT	Number of times a URIMAP definition with a matching host and path was found, and the scheme was HTTP. From WBGUSCHEMHTTP.
SCHEME_HTTPS_REQS		FLOAT	Number of times a URIMAP definition with a matching host and path was found, and the scheme was HTTPS (HTTP with SSL). From WBGUSCHEMHTTPS.

CICS statistics component data tables

Column name		Data type	Description
SCHEME_WMQ_REQS		FLOAT	Number of times a URIMAP definition with a matching host and path was found, and the scheme was WMQ. From WBGUSCHEMWMQ.
VHOST_DISABLED		FLOAT	Number of times a URIMAP definition with a matching host and path was found, but the virtual host was disabled. From WBGUHOSTDISCNT.

CICS_S_GLBURIMAP_D

This table provides daily global statistics on URIMAP. It contains data from CICS statistics records (SMF 110, subtype 2 std 101). For CICS/TS V3.1 and later, it takes information from the DFHWBGDS CICS dsect.).

The default retention period for this table is 30 days.

Column name		Data type	Description
DATE	K	DATE	Date when the statistics records were written to SMF. From SMFSTDTE.
PERIOD_NAME	K	CHAR(8)	Name of the period. This is derived using fields SMFSTSID, SMFSTDTE, and SMFSTTME from the record as parameters in the PERIOD function.
TIME	K	TIME	Time when the statistics record was written to SMF. From SMFSTTME. (For _T table only.)
MVS_SYSTEM_ID	K	CHAR(4)	MVS system ID. This is the SMF system ID. From SMFSTSID.
CICS_SYSTEM_ID	K	CHAR(8)	CICS generic APPLID. This is the VTAM application ID used when requesting a session with this CICS system. From SMFSTPRN.
URIMAP_ATOMSERV		FLOAT	Number of times a URIMAP definition with a matching host and path was found, and the request was handled by a Atom service. From WBGUATOMSRVREQS.
URIMAP_REF_COUNT		FLOAT	The number of times a search for matching URIMAP definition was made. From WBGUREFCNT.
URIMAP_DISABLED		FLOAT	The Number of times a URIMAP definition with a matching host and path was found, but the URIMAP definition was disabled. From WBGUMATDISAB.
HOST_PATH_NOMATCH		FLOAT	The number of times a search for a matching URIMAP definition was made, but no URIMAP definition with a matching host and path was found. From WBGUNOMATCH.
HOST_PATH_MATCH		FLOAT	The number of times a search for a matching URIMAP definition was made, and a URIMAP definition with a matching host and path was found. From WBGUMATCH.
URIMAP_REDIRECTED		FLOAT	The number of times a URIMAP definition with a matching host and path was found and the request was redirected. From WBGUMATREDIR.
ANALYZER_USED		FLOAT	The number of times a URIMAP definition with a matching host and path was found, and the analyzer program associated with the TCPISERVICE definition was called. From WBGUANCALL.
STAT_CONT_DELIVER		FLOAT	The number of times a URIMAP definition with a matching host and path was found, and static content (document template or HFS file) was delivered as a response. From WBGUSTATCONT.

CICS statistics component data tables

Column name		Data type	Description
DYN_CONT_DELIVER		FLOAT	The number of times a URIMAP definition with a matching host and path was found, and dynamic content (produced by an application program) was delivered as a response. From WBGUDYNCONT.
PIPELINE_REQS		FLOAT	The number of times a URIMAP definition with a matching host and path was found, and the request was handled by a Web service. From WBGUPIPEREQ.
SCHEME_HTTP_REQS		FLOAT	Number of times a URIMAP definition with a matching host and path was found, and the scheme was HTTP. From WBGUSCHEMHTTP.
SCHEME_HTTPS_REQS		FLOAT	Number of times a URIMAP definition with a matching host and path was found, and the scheme was HTTPS (HTTP with SSL). From WBGUSCHEMHTTPS.
SCHEME_WMQ_REQS		FLOAT	Number of times a URIMAP definition with a matching host and path was found, and the scheme was WMQ. From WBGUSCHEMWMQ.
VHOST_DISABLED		FLOAT	Number of times a URIMAP definition with a matching host and path was found, but the virtual host was disabled. From WBGUHOSTDISCNT.

CICS_S_GLOBAL_T

This table provides detailed statistics data on a global level from six statistics areas:

- VTAM
- Temporary storage
- Interregion communication (IRC) batch
- Loader
- Dynamic transaction backout (DTB)
- Task control

The table contains data from CICS/ESA and CICS/TS (SMF 110, subtype 2).

The default retention period for this table is 7 days.

Column name		Data type	Description
DATE	K	DATE	Date when the statistics record was written to SMF. From SMFSTDTE.
PERIOD_NAME	K	CHAR(8)	Name of the period. This is derived using fields SMFSTSID, SMFSTDTE, and SMFSTTME from the record as parameters in the PERIOD function.
TIME	K	TIME	Time when the statistics record was written to SMF. From SMFSTTME.
MVS_SYSTEM_ID	K	CHAR(4)	MVS system ID. This is the SMF system ID. From SMFSTSID.
CICS_SYSTEM_ID	K	CHAR(8)	CICS generic APPLID. This is the VTAM application ID used when requesting a session with this CICS system. From SMFSTPRN.
STATISTICS_AREA	K	CHAR(12)	One of six strings derived from the CICS statistics record read: VTAM, TEMP_STORAGE, LOADER, DTB, TASK_CONTROL, or IRC_BATCH.
ACCUMULATED_TASKS		INTEGER	Number of tasks that this CICS job has run. From A01KCTTA.

CICS statistics component data tables

Column name		Data type	Description
DFHRPL_REOPENED		INTEGER	Number of times the loader received an end-of-extent condition. From LDGDREBS.
DTB_OVERFLOWES		INTEGER	Number of times the dynamic transaction backout overflow mechanism was used. From A05DBSA.
DTB_RECORDS_LOGGED		INTEGER	Number of dynamic transaction backout records logged. From A05DBLA.
JOBS_PEAK		INTEGER	Peak number of batch jobs sharing the database. From A19EMCTH.
JOBS_SHARING_DB		INTEGER	Accumulated count of batch jobs that have shared the database. From A19ETOTH.
LIBRARY_LOAD_REQ		INTEGER	Number of times the loader has issued an MVS LOAD request. From LDGLLR.
LOAD_SEC		FLOAT	Time taken for all the library loads, in seconds. From LDGLLT.
LOAD_SEC_AVG		FLOAT	Average time to load a program, in seconds. Calculated as LDGLLT/LDGLLR.
LU_LOGGED_ON_CNT		INTEGER	Current number of LUs in session. These types of LUs are included: LU6.1 primaries and secondaries in session (bound), LU6.2 primaries and secondaries in session (bound) and VTAM terminals. For CICS V4 and later. From A03LUNUM.
LU_LOGGED_ON_PEAK		INTEGER	Current highest number of LUs in session. These types of LUs are included: LU6.1 primaries and secondaries in session (bound), LU6.2 primaries and secondaries in session (bound) and VTAM terminals. For CICS V4 and later. From A03LUHWM.
NOT_USED_AVG_SEC		FLOAT	Average length of time a program is eligible for removal, in seconds. Calculated as LDGDPSCT/LDGDPSCR.
NOT_USED_CDSA_KB		INTEGER	Current amount of CDSA storage which is occupied by not-in-use programs. From LDGCNIU.
NOT_USED_DSA_KB		INTEGER	Current amount of DSA storage which is occupied by not-in-use programs. CICS 3.2.1 only. From LDGESNIU.
NOT_USED_ECDSA_KB		INTEGER	Current amount of ECDSA storage which is occupied by not-in-use programs. From LDGECNIU.
NOT_USED_EDSA_KB		INTEGER	Current amount of EDSA storage which is occupied by not-in-use programs. CICS 3.2.1 only. From LDGDSNIU.
NOT_USED_ERDSA_KB		INTEGER	Current amount of ERDSA storage which is occupied by not-in-use programs. From LDGERNIU.
NOT_USED_EUDSA_KB		INTEGER	Current amount of EUDSA storage which is occupied by not-in-use programs. From LDGEUNIU.
NOT_USED_PROGRAMS		INTEGER	Number of programs in the not-in-use queue. From LDGPNIU.
NOT_USED_RECLAIMS		INTEGER	Number of reclaims that CICS has made from the not-in-use queue. From LDGRNIU.
NOT_USED_SEC		FLOAT	Time that all programs spend in the not-in-use queue, in seconds. From LDGDPSCT.
NOT_USED_UDSA_KB		INTEGER	Current amount of UDSA storage which is occupied by not-in-use programs. From LDGUNIU.

CICS statistics component data tables

Column name		Data type	Description
PROGRAMS_REMOVED		INTEGER	Number of program instances removed from storage. From LDGDPSCR.
PROGRAM_USES		INTEGER	Number of uses of all programs by the CICS system. From LDGPUSES.
PS_COUNT		INTEGER	Number of VTAM sessions that persisted. For CICS V4 and later. From A03PSNC.
PS_ERROR_CNT		INTEGER	Number of persisting sessions that were already unbound when CICS tried to restore them. For CICS V4 and later. From A03PSEC.
PS_INQUIRE_COUNT		INTEGER	Number of times CICS issued INQUIRE OPTCD=PERSESS. For CICS V4 and later. From A03PSIC.
PS_RESTORED_CNT		INTEGER	Number of persisting sessions that were successfully restored. For CICS V4 and later. From A03PSOC.
PS_TERMINATED_CNT		INTEGER	Number of persisting sessions that were terminated. For CICS V4 and later. From A03PSUC.
RECORD_INCOMPLETE		CHAR(3)	Contains YES if the CICS statistics record is incomplete. From SMFSTICD.
RECORD_TYPE		CHAR(3)	Type of CICS statistics record. Can be USS (Unsolicited), EOD (End of day), REQ (Requested), or INT (Interval). From SMFSTRQT.
RECORD_VERSION		CHAR(4)	CICS Version and Release that wrote this record; for example, 0330. From SMFSTRVN.
REQ_PEAK_WAIT		INTEGER	Peak number of tasks waiting for the loader. From LDGWLRRHW.
REQ_TIMES_AT_PEAK		INTEGER	Number of times the peak number of waiting tasks was reached. From LDGHWMT.
REQ_WAITED		INTEGER	Number of loader domain requests that were forced to suspend. From LDGWTDLR.
REQ_WAITING		INTEGER	Number of loader domain requests currently forced to suspend. From LDGWLR.
RPL_PEAK_USED		INTEGER	Peak number of VTAM RPLs posted. From A03RPLX.
RPL_TIMES_AT_PEAK		INTEGER	Number of times the peak number of posted VTAM RPLs was reached. From A03RPLXT.
TRAN_CUR_ACTIVE		INTEGER	Current active user transactions. For CICS V4 and later. From XMGCAT.
TRAN_CUR_QUEUED		INTEGER	Current queued user transactions. For CICS V4 and later. From XMGCQT.
TRAN_CURRENT_Q_SEC		FLOAT	Total time, in seconds, spent by transactions currently queued for MXT. From XMGCQTME.
TRAN_MXT		INTEGER	Current MAXTASK value. For CICS V4 and later. From XMGMXT.
TRAN_PEAK_ACTIVE		INTEGER	Peak active user transactions. For CICS V4 and later. From XMGPAT.
TRAN_PEAK_QUEUED		INTEGER	Peak queued user transactions. For CICS V4 and later. From XMGPQT.
TRAN_TIMES_AT_MXT		INTEGER	Times at MAXTASK. For CICS V4 and later. From XMGTAMXT.

CICS statistics component data tables

Column name		Data type	Description
TRAN_TOTAL_ACTIVE		INTEGER	Total active user transactions. For CICS V4 and later. From XMGTAT.
TRAN_TOTAL_DELAYED		INTEGER	Total delayed user transactions. This does not include those transactions currently queueing. For CICS V4 and later. From XMGTDT.
TRAN_TOTAL_Q_SEC		FLOAT	Total time, in seconds, spent waiting by transactions that had to queue for MXT but not including transactions currently queued. For CICS V4 and later. From XMGTQTIME.
TRAN_TOTAL_TASKS		FLOAT	Total number of transactions at the time of the last reset. For CICS V4 and later. From XMGTNUM.
TS_AUX_CISIZE		INTEGER	Control interval size for the auxiliary temporary storage data set, in bytes. From A12CSZ.
TS_AUX_GETS		INTEGER	Number of records that application programs have obtained from auxiliary temporary storage. From A12NAG.
TS_AUX_LONGEST		INTEGER	Size of the longest record written, in bytes. From A12LAR.
TS_AUX_NOSPACE_CNT		INTEGER	Number of transaction suspensions because of a NOSPACE condition on the auxiliary temporary storage data set. From A12STA8F.
TS_AUX_PUTS		INTEGER	Number of records that application programs have written to auxiliary temporary storage. From A12STA7F.
TS_BFR_COMPRESSES		INTEGER	Number of times temporary storage buffers were compressed. From A12STA9F.
TS_BFR_CUR_WAITING		INTEGER	Current number of requests queued because no buffers are available. From A12BUWT.
TS_BFR_PEAK_WAITS		INTEGER	Peak number of requests queued because no buffers were available. From A12BUWTH.
TS_BFR_READS		INTEGER	Number of times a CI has to be read from disk. From A12TRDN.
TS_BFRS_SPECIFIED		INTEGER	Number of temporary storage buffers. From A12NBCA.
TS_BFR_WAITS		INTEGER	Number of times a request was queued because all buffers were allocated to other tasks. From A12BWTN.
TS_BFR_WRITES_FRC		INTEGER	Number of writes to the temporary storage data set because of recovery. From A12TWTNR.
TS_BFR_WRITES_TOT		INTEGER	Number of writes to the temporary storage data set. From A12TWTN.
TS_CI_AVAILABLE		INTEGER	Number of control intervals in the auxiliary temporary storage data set. From A12NCI.
TS_CI_AVAIL_BYTES		INTEGER	Number of bytes available for use in the auxiliary temporary storage control interval. From A12NAVB.
TS_CI_IN_USE_CNT		INTEGER	Current number of control intervals in use. From A12NCIA.
TS_CI_PEAK_USED		INTEGER	Peak number of control intervals in use. From A12NCIAH.
TS_CI_SEG_BYTES		INTEGER	Number of bytes per segment. From A12BPSEG.
TS_CI_SEGMENTS		INTEGER	Number of segments available in the auxiliary temporary storage control interval. From A12SPCI.
TS_CISIZE_EXCEEDED		INTEGER	Number of writes of records whose length was greater than the control interval. From A12STABF.
TS_FORMAT_WRITES		INTEGER	Number of times a new CI was successfully written at the end of the data set. From A12TWTNF.

CICS statistics component data tables

Column name		Data type	Description
TS_IO_ERRORS		INTEGER	Number of IO errors which occurred on the temporary storage data set. From A12STAAF.
TS_LONGEST_Q		INTEGER	Peak number of items in any one queue. From A12QINH.
TS_MAIN_CURR_BYTES		FLOAT	Current value, in bytes, of virtual storage used for temporary storage. From A12STA6A or TSGTSMUS(CTS 4.2+).
TS_MAIN_GETS		INTEGER	Number of records that the application programs obtained from main temporary storage. From A12NMG.
TS_MAIN_PEAK_BYTES		FLOAT	Peak value, in bytes, of virtual storage used for temporary storage. From A12STA6F or TSGTSMAX(CTS 4.2+).
TS_MAIN_PUTS		INTEGER	Number of records that the application programs wrote to main temporary storage. From A12STA5F.
TS_MGSET_VALUE		INTEGER	Number of records held in a single temporary storage group identifier, TSGID. FROM TSMGSET SIT parameter and A12GIDNE.
TS_PEAK_Q_NAMES		INTEGER	Peak number of temporary storage queue names in use. From A12QNUMH.
TS_Q_EXTENSIONS		INTEGER	Number of times it was necessary to create a TSGID extension. From A12STA4F.
TS_Q_NAMES		INTEGER	Current number of temporary storage queue names in use. From A12QNUM.
TS_QUEUES_CREATED		INTEGER	Number of times CICS created individual storage queues. From A12STA3F.
TS_SHR_POOL_CONN		INTEGER	Number of shared TS pools currently connected in the TST. From TSGSHPCN.
TS_SHR_POOL_DEF		INTEGER	Number of shared TS pools defined in the TST. From TSGSHPDF.
TS_SHR_READ_REQS		INTEGER	Number of read requests to all shared TS pools. From TSGSHRDS.
TS_SHR_WRITE_REQS		INTEGER	Number of write requests to all shared TS pools. From TSGSHWTS.
TS_STRING_CUR_WAIT		INTEGER	Current number of IO requests that are queued because all strings are in use. From A12VUWT.
TS_STRING_WAITS		INTEGER	Number of IO requests that were queued because no strings were available. From A12VWTN.
TS_STRNG_PEAK_USED		INTEGER	Peak number of concurrent IO operations to the temporary storage data set. From A12NVCAH.
TS_STRNG_PEAK_WAIT		INTEGER	Peak number of IO requests that were queued because all strings were in use. From A12VUWTH.
TS_STRNG_SPECIFIED		INTEGER	Number of temporary storage strings. From A12NVCA.
VTAM_ACB_DYN_OPENS		INTEGER	Number of times the VTAM ACB was opened by the operator.
VTAM_SOS_COUNT		INTEGER	Number of times VTAM was short on storage. From A03VTSOS.
WAIT_TIME		FLOAT	Time spent waiting for the loader, in seconds. From LDGTTW.

CICS_S_GLOBAL_D

This table provides daily CICS statistics data on a global level from six statistics areas:

- VTAM
- Temporary storage
- Interregion communication (IRC) batch
- Loader
- Dynamic transaction backout (DTB)
- Task control

The table contains consolidated data from the CICS_S_GLOBAL_T table.

The default retention period for this table is 30 days.

Column name		Data type	Description
DATE	K	DATE	Date when the statistics records were written to SMF. From SMFSTDTE.
PERIOD_NAME	K	CHAR(8)	Name of the period. This is derived using fields SMFSTSID, SMFSTDTE, and SMFSTTME from the record as parameters in the PERIOD function.
MVS_SYSTEM_ID	K	CHAR(4)	MVS system ID. This is the SMF system ID. From SMFSTSID.
CICS_SYSTEM_ID	K	CHAR(8)	CICS generic APPLID. This is the VTAM application ID used when requesting a session with this CICS system. From SMFSTPRN.
STATISTICS_AREA	K	CHAR(12)	One of six strings derived from the CICS statistics record read: VTAM, TEMP_STORAGE, LOADER, DTB, TASK_CONTROL, or IRC_BATCH.
ACCUMULATED_TASKS		INTEGER	Number of tasks that this CICS job has run. From A01KCTTA.
DFHRPL_REOPENED		INTEGER	Number of times the loader received an end-of-extent condition. From LDGDREBS.
DTB_OVERFLOWES		INTEGER	Number of times the dynamic transaction backout overflow mechanism was used. From A05DBSA.
DTB_RECORDS_LOGGED		INTEGER	Number of dynamic transaction backout records logged. From A05DBLA.
JOBS_PEAK		INTEGER	Peak number of batch jobs sharing the database. From A19EMCTH.
JOBS_SHARING_DB		INTEGER	Accumulated count of batch jobs that have shared the database. From A19ETOTH.
LIBRARY_LOAD_REQ		INTEGER	Number of times the loader has issued an MVS LOAD request. From LDGLLR.
LOAD_SEC		FLOAT	Time taken for all the library loads, in seconds. From LDGLLT.
LOAD_SEC_AVG		FLOAT	Average time to load a program, in seconds. Calculated as LDGLLT/LDGLLR.
LU_LOGGED_ON_PEAK		INTEGER	Current highest number of LUs in session. These types of LUs are included: LU6.1 primaries and secondaries in session (bound), LU6.2 primaries and secondaries in session (bound) and VTAM terminals. For CICS V4 and later. From A03LUHWM.
NOT_USED_AVG_SEC		FLOAT	Average length of time a program is eligible for removal, in seconds. Calculated as LDGDPSCS/LDGDPSCT.
NOT_USED_CDSA_KB		INTEGER	Current amount of CDSA storage which is occupied by not-in-use programs. From LDGCNIU.

CICS statistics component data tables

Column name		Data type	Description
NOT_USED_DSA_KB		INTEGER	Current amount of DSA storage which is occupied by not-in-use programs. CICS 3.2.1 only. From LDGESNIU.
NOT_USED_ECDSA_KB		INTEGER	Current amount of ECDSA storage which is occupied by not-in-use programs. From LDGECNIU.
NOT_USED_EDSA_KB		INTEGER	Current amount of EDSA storage which is occupied by not-in-use programs. CICS 3.2.1 only. From LDGDSNIU.
NOT_USED_ERDSA_KB		INTEGER	Current amount of ERDSA storage which is occupied by not-in-use programs. From LDGERNIU.
NOT_USED_EUDSA_KB		INTEGER	Current amount of EUDSA storage which is occupied by not-in-use programs. From LDGEUNIU.
NOT_USED_PROGRAMS		INTEGER	Number of programs in the not-in-use queue. From LDGPNIU.
NOT_USED_RECLAIMS		INTEGER	Number of reclaims that CICS has made from the not-in-use queue. From LDGRNIU.
NOT_USED_SEC		FLOAT	Time that all programs spend in the not-in-use queue, in seconds. From LDGDPST.
NOT_USED_UDSA_KB		INTEGER	Current amount of UDSA storage which is occupied by not-in-use programs. From LDGUNIU.
PROGRAMS_REMOVED		INTEGER	Number of program instances removed from storage. From LDGDPSCR.
PROGRAM_USES		INTEGER	Number of uses of all programs by the CICS system. From LDGPUSES.
PS_COUNT		INTEGER	Number of VTAM sessions that persisted. For CICS V4 and later. From A03PSNC.
PS_ERROR_CNT		INTEGER	Number of persisting sessions that were already unbound when CICS tried to restore them. For CICS V4 and later. From A03PSEC.
PS_INQUIRE_COUNT		INTEGER	Number of times CICS issued INQUIRE OPTCD=PERSESS. For CICS V4 and later. From A03PSIC.
PS_RESTORED_CNT		INTEGER	Number of persisting sessions that were successfully restored. For CICS V4 and later. From A03PSOC.
PS_TERMINATED_CNT		INTEGER	Number of persisting sessions that were terminated. For CICS V4 and later. From A03PSUC.
REQ_PEAK_WAIT		INTEGER	Peak number of tasks waiting for the loader. From LDGWLRRHW.
REQ_WAITED		INTEGER	Number of loader domain requests that were forced to suspend. From LDGWTDLR.
REQ_WAITING		INTEGER	Number of loader domain requests currently forced to suspend. From LDGWLR.
RPL_PEAK_USED		INTEGER	Peak number of VTAM RPLs posted. From A03RPLX.
TRAN_MXT		INTEGER	Current MAXTASK value. For CICS V4 and later. From XMGMXT.
TRAN_PEAK_ACTIVE		INTEGER	Peak active user transactions. For CICS V4 and later. From XMGPAT.
TRAN_PEAK_QUEUED		INTEGER	Peak queued user transactions. For CICS V4 and later. From XMGPQT.
TRAN_TIMES_AT_MXT		INTEGER	Times at MAXTASK. For CICS V4 and later. From XMGTAMXT.

CICS statistics component data tables

Column name		Data type	Description
TRAN_TOTAL_ACTIVE		INTEGER	Total active user transactions. For CICS V4 and later. From XMGTAT.
TRAN_TOTAL_DELAYED		INTEGER	Total delayed user transactions. This does not include those transactions currently queueing. For CICS V4 and later. From XMGTDT.
TRAN_TOTAL_Q_SEC		FLOAT	Total time, in seconds, spent waiting by transactions that had to queue for MXT but not including transactions currently queued. For CICS V4 and later. From XMGTQTIME.
TRAN_TOTAL_TASKS		FLOAT	Total number of transactions at the time of the last reset. For CICS V4 and later. From XMGTNUM.
TS_AUX_CISIZE		INTEGER	Control interval size for the auxiliary temporary storage data set, in bytes. From A12CSZ.
TS_AUX_GETS		INTEGER	Number of records that application programs have obtained from auxiliary temporary storage. From A12NAG.
TS_AUX_LONGEST		INTEGER	Size of the longest record written, in bytes. From A12LAR.
TS_AUX_NOSPACE_CNT		INTEGER	Number of transaction suspensions because of a NOSPACE condition on the auxiliary temporary storage data set. From A12STA8F.
TS_AUX_PUTS		INTEGER	Number of records that application programs have written to auxiliary temporary storage. From A12STA7F.
TS_BFR_COMPRESSES		INTEGER	Number of times temporary storage buffers were compressed. From A12STA9F.
TS_BFR_CUR_WAITING		INTEGER	Current number of requests queued because no buffers are available. From A12BUWT.
TS_BFR_PEAK_WAITS		INTEGER	Peak number of requests queued because no buffers were available. From A12BUWTH.
TS_BFR_READS		INTEGER	Number of times a CI has to be read from disk. From A12TRDN.
TS_BFRS_SPECIFIED		INTEGER	Number of temporary storage buffers. From A12NBCA.
TS_BFR_WAITS		INTEGER	Number of times a request was queued because all buffers were allocated to other tasks. From A12BWTN.
TS_BFR_WRITES_FRC		INTEGER	Number of writes to the temporary storage data set because of recovery. From A12TWTNR.
TS_BFR_WRITES_TOT		INTEGER	Number of writes to the temporary storage data set. From A12TWTN.
TS_CI_AVAILABLE		INTEGER	Number of control intervals in the auxiliary temporary storage data set. From A12NCI.
TS_CI_AVAIL_BYTES		INTEGER	Number of bytes available for use in the auxiliary temporary storage control interval. From A12NAVB.
TS_CI_IN_USE_CNT		INTEGER	Current number of control intervals in use. From A12NCIA.
TS_CI_PEAK_USED		INTEGER	Peak number of control intervals in use. From A12NCIAH.
TS_CI_SEG_BYTES		INTEGER	Number of bytes per segment. From A12BPSEG.
TS_CI_SEGMENTS		INTEGER	Number of segments available in the auxiliary temporary storage control interval. From A12SPCI.
TS_CISIZE_EXCEEDED		INTEGER	Number of writes of records whose length was greater than the control interval. From A12STABF.
TS_FORMAT_WRITES		INTEGER	Number of times a new CI was successfully written at the end of the data set. From A12TWTNF.

CICS statistics component data tables

Column name		Data type	Description
TS_IO_ERRORS		INTEGER	Number of IO errors which occurred on the temporary storage data set. From A12STA6F.
TS_LONGEST_Q		INTEGER	Peak number of items in any one queue. From A12QINH.
TS_MAIN_CURR_BYTES		INTEGER	Current value, in bytes, of virtual storage used for temporary storage. From A12STA6A or TSGTSMUS(CTS 4.2+).
TS_MAIN_GETS		INTEGER	Number of records that the application programs obtained from main temporary storage. From A12NMG.
TS_MAIN_PEAK_BYTES		INTEGER	Peak value, in bytes, of virtual storage used for temporary storage. From A12STA6F or TSGTSMAX(CTS 4.2+).
TS_MAIN_PUTS		INTEGER	Number of records that the application programs wrote to main temporary storage. From A12STA5F.
TS_MGSET_VALUE		INTEGER	Number of records held in a single temporary storage group identifier, TSGID. FROM TSMGSET SIT parameter and A12GIDNE.
TS_PEAK_Q_NAMES		INTEGER	Peak number of temporary storage queue names in use. From A12QNUMH.
TS_Q_EXTENSIONS		INTEGER	Number of times it was necessary to create a TSGID extension. From A12STA4F.
TS_Q_NAMES		INTEGER	Current number of temporary storage queue names in use. From A12QNUM.
TS_QUEUES_CREATED		INTEGER	Number of times CICS created individual storage queues. From A12STA3F.
TS_SHR_POOL_CONN		INTEGER	Number of shared TS pools currently connected in the TST. From TSGSHPCN.
TS_SHR_POOL_DEF		INTEGER	Number of shared TS pools defined in the TST. From TSGSHPDF.
TS_SHR_READ_REQS		INTEGER	Number of read requests to all shared TS pools. From TSGSHRDS.
TS_SHR_WRITE_REQS		INTEGER	Number of write requests to all shared TS pools. From TSGSHWTS.
TS_STRING_CUR_WAIT		INTEGER	Current number of IO requests that are queued because all strings are in use. From A12VUWT.
TS_STRING_WAITS		INTEGER	Number of IO requests that were queued because no strings were available. From A12VWTN.
TS_STRNG_PEAK_USED		INTEGER	Peak number of concurrent IO operations to the temporary storage data set. From A12NVCAH.
TS_STRNG_PEAK_WAIT		INTEGER	Peak number of IO requests that were queued because all strings were in use. From A12VUWTH.
TS_STRNG_SPECIFIED		INTEGER	Number of temporary storage strings. From A12NVCA.
VTAM_ACB_DYN_OPENS		INTEGER	Number of times the VTAM ACB was opened by the operator.
VTAM_SOS_COUNT		INTEGER	Number of times VTAM was short on storage. From A03VTSOS.
WAIT_TIME		FLOAT	Time spent waiting for the loader, in seconds. From LDGTTW.

CICS_S_INTERCOM_T

This table provides detailed data with both system and mode entries and global statistics for:

- Interregion communication (IRC)

CICS statistics component data tables

- Intersystem communication (ISC)
- Multiregion operation (MRO)

The table contains data from CICS/ESA and CICS/TS (SMF 110, subtype 2).

The default retention period for this table is 7 days.

Column name		Data type	Description
DATE	K	DATE	Date when the statistics record was written to SMF. From SMFSTDTE.
PERIOD_NAME	K	CHAR(8)	Name of the period. This is derived using fields SMFSTSID, SMFSTDTE, and SMFSTTME from the record as parameters in the PERIOD function.
TIME	K	TIME	Time when the statistics record was written to SMF. From SMFSTTME.
MVS_SYSTEM_ID	K	CHAR(4)	MVS system ID. This is the SMF system ID. From SMFSTSID.
CICS_SYSTEM_ID	K	CHAR(8)	CICS generic APPLID. This is the VTAM application ID used when requesting a session with this CICS system. From SMFSTPRN.
CONNECTION_NAME	K	CHAR(6)	Connection name. From A14CNTN. Contains GLOBAL if STID=54.
APPC_SYSTEM_NAME	K	CHAR(6)	Name of the APPC connection. From A20SYSN. Contains GLOBAL if STID=54.
MODE_NAME	K	CHAR(8)	Mode group name. From A20MODE. Contains GLOBAL if STID=54.
ACCESS_METHOD		CHAR(2)	Communication access method used for this connection. The values are: <ul style="list-style-type: none"> • 01=A14VTAM • 02=A14IRC • 03=A14X • 04=A14XCF This is from A14ACCM.
AIDS_IN_CHAIN		INTEGER	Number of requests queued for a specific session. From A14EALL.
ALLOCATE_REQ_PEAK		INTEGER	Peak allocate requests queued for this system. From A14ESTAM.
ALLOCATES		INTEGER	Number of times a program issued an ALLOCATE command, not including commands failing basic validation (SYSIDERR). From A14ESTAS.
ALLOCATES_PEAK		INTEGER	Peak allocate requests queued for this LU 6.2 mode group. From A20ESTAM.
ALLOCATES_QUEUED		INTEGER	Number of times a program issued an ALLOCATE command (without NOQUEUE) and there were no bound contention winners available. From A14ESTAQ.
ALLOC_FAILED_LINK		INTEGER	Number of times a program issued an ALLOCATE command and got a link error, normally resulting in SESSIONERR. From A14ESTAF.
ALLOC_FAILED_OTHER		INTEGER	Number of times an ALLOCATE failed with SESSBUSY or SYSBUSY (normally when the connection is heavily used). From A14ESTAO.

CICS statistics component data tables

Column name		Data type	Description
ALLOC_F1_SPEC_REQ		INTEGER	Number of times a program issued an ALLOCATE command and got a link error, normally resulting in SESSIONERR, for this APPC mode group. From A20ESTAF.
ALLOC_F2_SPEC_REQ		INTEGER	Number of times an ALLOCATE failed with SESSBUSY or SYSBUSY (normally when the connection is heavily used) for this APPC mode group. From A20ESTAO.
ALLOC_GEN_20		INTEGER	Number of times a generic allocate request was satisfied by this mode group. From A20ESTAG.
ALLOC_PURGE_CNT		INTEGER	Total number of allocates purged due to the queue processing time exceeding the MAXQTIME_SEC value. For CICS V4 and later. From A14EMQPC.
ALLOC_Q_PURGE_CNT		INTEGER	Total number of times an allocate queue has been purged due to the MAXQTIME value (A14EMXQT). A queue is purged when the total time it would take to process a queue exceeds the MAXQTIME value. For CICS V4 and later. From A14EQPCT.
ALLOC_Q_SPEC_REQ		INTEGER	Number of times a program issued a specific ALLOCATE command (without NOQUEUE) and there were no bound contention winners available for this mode group. From A20ESTAQ.
ALLOC_REJECT_CNT		INTEGER	Total number of allocates rejected due to the QUEUELIMIT value (A14EALIM) being reached. For CICS V4 and later. From A14EALRJ.
ALLOC_SPEC_REQ		INTEGER	Number of times a program issued a specific ALLOCATE command for this mode group, excluding commands failing basic validation (SYSIDERR). From A20ESTAS.
ALLOC_SPEC_20		INTEGER	Number of times a specific allocate request for this mode group was satisfied. From A20ESTAP.
ATI_LOSER_REQ		INTEGER	Number of times a contention loser APPC session was used. From A20ES1.
ATI_REQ_LOSERS		INTEGER	Number of times a receive session was used (LU 6.1). From A14ES1.
ATI_REQ_WINNERS		INTEGER	Number of times a send session was used (LU 6.1). From A14ES2.
ATI_WINNER_REQ		INTEGER	Number of times a contention winner APPC session was used. From A20ES2.
AUTINST_CONN_GTIME		TIMESTAMP	Time at which this connection was autoinstalled, in GMT. The time is expressed as hours:minutes:seconds.decimals. For CICS/TS V1.1 and later. This is from A14GACT.
AUTINST_CONN_LTIME		TIMESTAMP	Time at which this connection was autoinstalled, in LOCAL time. The time is expressed as hours:minutes:seconds.decimals. For CICS/TS V1.1 and later. This is from A14AICT.
BIDS_IN_PROGRESS		INTEGER	Number of bids in progress. From A14EBID. CICS must send a BID to use a bound contention loser session.
BIDS_PEAK		INTEGER	Peak number of bids that were in progress at any one time. From A14EBHWM.
BIDS_PEAK_20		INTEGER	Peak number of bids that were in progress at any one time for this APPC mode group. From A20EBHWM.

CICS statistics component data tables

Column name		Data type	Description
BIDS_SENT		INTEGER	Number of times CICS sent a BID to use a contention loser session. From A14ESBID.
BIDS_SENT_20		INTEGER	Number of times CICS sent a BID to use a contention loser session. From A20ESBID.
BIDS_20		INTEGER	Number of bids in progress. From A20EBID. CICS must send a BID to use a bound contention loser session.
COMMUNIC_PROTOCOL		CHAR(2)	Communication protocol used for this connection. The values are: <ul style="list-style-type: none"> • 01=A14APPC • 02=A14LU61 • 03=A14EXCI This is from A14EFLGS.
CONNECT_NETNAME		CHAR(8)	Name by which the remote system is known in the network that is, its applid. For CICS/TS V1.1 and later. This is from A14ESID.
CONTENTION_LOSER		INTEGER	Number of contention loser sessions (primaries for LU6.1) that are currently in use. For CICS/TS V1.1 and later. This is the sum of A14E1RY.
CONTENT_WIN_PEAK		INTEGER	Peak number of contention winner sessions for this APPC mode group. From A20E2HWM.
CONTSESS_MAX_DEF		FLOAT	Maximum number of sessions that the definition of the session group permits to be contention winners. For CICS/TS V1.1 and later. This is the max from A20EMCON.
CONT_SESSION_LOSER		FLOAT	Current number of contention loser sessions. For CICS/TS V1.1 and later. This is the max from A20E1RY.
CONT_SESSION_WIN		FLOAT	Current number of contention winner sessions. For CICS/TS V1.1 and later. This is the max from A20E2RY.
CURR_LOSER_CONTENT		FLOAT	Number of contention loser sessions that are currently in use. For CICS/TS V1.1 and later. This is the max from A20ECONL.
CURR_SESSION_NUM		FLOAT	Current number of sessions in the group. For CICS/TS V1.1 and later. This is the sum of A20EMAXS.
CURR_WINN_CONTENT		FLOAT	Number of contention winner sessions that are currently in use. For CICS/TS V1.1 and later. This is the max from A20ECONW.
DELETE_CONN_GTIME		TIMESTAMP	Time at which this connection was deleted, in GMT. The time is expressed as hours:minutes:seconds.decimals. For CICS/TS V1.1 and later. This is from A14GADT.
DELETE_CONN_LTIME		TIMESTAMP	Time at which this connection was deleted, in LOCAL time. The time is expressed as hours:minutes:seconds.decimals. For CICS/TS V1.1 and later. This is from A14AIDT.
ENTRIES_REUSED		INTEGER	Number of times user IDs were reused without referencing an external security manager. From A21_SNT_TOTAL_REUSES.
ENTRIES_TIMED_OUT		INTEGER	Number of user IDs signed on to this remote system that were timed out. From A21_SNT_TOTAL_TIMEOUT.
FUNC_SHIPSCHN_PC		FLOAT	The number of program control link requests, with channels, for function shipping. From A14PFRC.

CICS statistics component data tables

Column name		Data type	Description
FUNC_SHIPSCHN_TS		FLOAT	The number of terminal-sharing channel requests for function shipping. From A14TSC.
FUNC_SHIPSCHN_IC		FLOAT	The number of interval control START requests, with channels, for function shipping. From A14IFRC.
FUNCTION_SHIPS_DLI		INTEGER	DL/I function shipping requests. From A14ESTDL.
FUNCTION_SHIPS_FC		INTEGER	File control function shipping requests. From A14ESTFC.
FUNCTION_SHIPS_IC		INTEGER	Interval control function shipping requests. From A14ESTIC.
FUNCTION_SHIPS_TD		INTEGER	Transient data function shipping requests. From A14ESTTD.
FUNCTION_SHIPS_TS		INTEGER	Temporary storage function shipping requests. From A14ESTTS.
GENERIC_AIDS		INTEGER	Number of requests waiting to use a non-specific session. From A14ESALL.
LOSERS_PEAK		INTEGER	Peak number of contention losers sessions. From A14E1HWM.
MAXQTIME_SEC		INTEGER	Maximum time allowed, in seconds, to process an allocate queue on this connection. If the allocate queue takes longer, the queue is purged. This only takes effect if the QUEUELIMIT value has been reached. For CICS V4 and later. From A14EMXQT.
PEAK_CONT_LOSER		INTEGER	Number of contention winner sessions (primaries for LU6.1) that are currently in use. For CICS/TS V1.1 and later. This is the sum of A14E2RY.
PERSISTENT_VER_TIM		INTEGER	How long entries are allowed to remain unused in the persistent verification list for this system, in minutes. This is PVDELAY. From A21_SIT_LUIT_TIME.
PGM_CONTROL		FLOAT	Number of program control link requests for function shipping. For CICS/TS V1.3 and later. This is the sum of A14PCFR.
QUEUELIMIT		INTEGER	QUEUELIMIT parameter specified on the CONNECTION definition. If this value is reached, allocates are rejected. For CICS V4 and later. From A14EALIM.
RECORD_GLOBAL_FLAG		INTEGER	Set to 1 if a ICS/IRC GLOBAL record is processed.
RECORD_INCOMPLETE		CHAR(3)	Contains YES if the CICS statistics record is incomplete. From SMFSTICD.
RECORD_MODE_FLAG		INTEGER	Set to 1 if a ICS/IRC MODE record is processed.
RECORD_SYSTEM_FLAG		INTEGER	Set to 1 if a ICS/IRC SYSTEM record is processed.
RECORD_TYPE		CHAR(3)	Type of CICS statistics record. Can be USS (Unsolicited), EOD (End of day), REQ (Requested), or INT (Interval). From SMFSTRQT.
RECORD_VERSION		CHAR(4)	CICS Version and Release that wrote this record; for example, 0330. From SMFSTRVN.
REC_SESS_COUNT		INTEGER	Number of RECEIVE sessions for this connection. This field applies to MRO and LU6.1 connections only. For CICS/TS V1.1 and later. This is the sum of A14EPRMN.
REUSE_TIME_AVG		INTEGER	Average time between each reuse of user IDs signed on to this remote system, in seconds. From A21_SNT_AV_REUSE_TIME.

CICS statistics component data tables

Column name		Data type	Description
SEND_SESS_COUNT		INTEGER	Number of SEND sessions for this connection. This field applies to MRO and LU6.1 connections only. For CICS/TS V1.1 and later. This is the sum of A14ESECN.
SESSION_NUM_MAX		INTEGER	Maximum number of sessions that the definition of the session group permits. For CICS/TS V1.1 and later. This is the max from A20ELMAX.
SIGNON_REFRESH_TIM		INTEGER	How long user IDs are allowed to remain signed on in this remote system (ISRDELAY), in minutes. From A21_SIT_SNT_TIME.
SIGNON_REUSE		INTEGER	Number of times user IDs in the persistent verification list were used without referencing an external security manager. From A21_LUIT_TOTAL_REUSES.
SIGNON_REUSE_AVG		INTEGER	Average time between the reuse of entries in the persistent verification list of this remote system, in seconds. From A21_LUIT_AV_REUSE_TIME.
SIGNON_TIMEOUT		INTEGER	Number of entries in the persistent verification list of this remote system that were timed out. From A21_LUIT_TOTAL_TIMEOUT.
TRANS_ROUTINGS		INTEGER	Transaction routing commands (where a transaction is defined as remote or is dynamically routed). Not valid for LU 6.1. This is incremented on both systems. From A14ESTTC.
WINNERS_PEAK		INTEGER	Peak number of contention winner sessions. From A14E2HWM.
XZIQUE_ALLOC_PURGS		INTEGER	Total number of allocates purged due to XZIQUE requesting that queues should be purged (see XZIQUE_PURGE_CNT) for this connection. For CICS V4 and later. From A14EZQPC.
XZIQUE_PURGE_CNT		INTEGER	Total number of allocate queue purges that have occurred at XZIQUE request for this connection. For CICS V4 and later. From A14EZQPU.
XZIQUE_REJECT_CNT		INTEGER	Total number of allocates rejected by the XZIQUE exit. For CICS V4 and later. From A14EZQRJ.
PGM_CONTROL		FLOAT	Number of Program control, functions shipping requests. For CICS/TS V1.3 and later. This is the sum of A14PCFR.

CICS_S_INTERCOM_D

This table provides daily data with both system and mode entries and global statistics for:

- Interregion communication (IRC)
- Intersystem communication (ISC)
- Multiregion operation (MRO)

The table contains consolidated data from the CICS_S_INTERCOM_T table.

The default retention period for this table is 30 days.

Column name		Data type	Description
DATE	K	DATE	Date when the statistics records were written to SMF. From SMFSTDTE.

CICS statistics component data tables

Column name		Data type	Description
PERIOD_NAME	K	CHAR(8)	Name of the period. This is derived using fields SMFSTSID, SMFSTDTE, and SMFSTTME from the record as parameters in the PERIOD function.
MVS_SYSTEM_ID	K	CHAR(4)	MVS system ID. This is the SMF system ID. From SMFSTSID.
CICS_SYSTEM_ID	K	CHAR(8)	CICS generic APPLID. This is the VTAM application ID used when requesting a session with this CICS system. From SMFSTPRN.
CONNECTION_NAME	K	CHAR(6)	Connection name. From A14CNTN. Contains GLOBAL if STID=54.
APPC_SYSTEM_NAME	K	CHAR(6)	Name of the APPC connection. From A20SYSN. Contains GLOBAL if STID=54.
MODE_NAME	K	CHAR(8)	Mode group name. From A20MODE. Contains GLOBAL if STID=54.
ACCESS_METHOD		CHAR(2)	Communication access method used for this connection. The values are: <ul style="list-style-type: none"> • X(01)=A14VTAM • X(02)=A14IRC • X(03)=A14XM • X(04)=A14XCF For CICS/TS V1.1 and later. This is from A14ACCM.
AIDS_IN_CHAIN		INTEGER	Number of requests queued for a specific session. From A14EALL.
ALLOCATE_REQ_PEAK		INTEGER	Peak allocate requests queued for this system. From A14ESTAM.
ALLOCATES		INTEGER	Number of times a program issued an ALLOCATE command, not including commands failing basic validation (SYSIDERR). From A14ESTAS.
ALLOCATES_PEAK		INTEGER	Peak allocate requests queued for this LU 6.2 mode group. From A20ESTAM.
ALLOCATES_QUEUED		INTEGER	Number of times a program issued an ALLOCATE command (without NOQUEUE) and there were no bound contention winners available. From A14ESTAQ.
ALLOC_FAILED_LINK		INTEGER	Number of times a program issued an ALLOCATE command and got a link error, normally resulting in SESSIONERR. From A14ESTAF.
ALLOC_FAILED_OTHER		INTEGER	Number of times an ALLOCATE failed with SESSBUSY or SYSBUSY (normally when the connection is heavily used). From A14ESTAO.
ALLOC_F1_SPEC_REQ		INTEGER	Number of times a program issued an ALLOCATE command and got a link error, normally resulting in SESSIONERR, for this APPC mode group. From A20ESTAF.
ALLOC_F2_SPEC_REQ		INTEGER	Number of times an ALLOCATE failed with SESSBUSY or SYSBUSY (normally when the connection is heavily used) for this APPC mode group. From A20ESTAO.
ALLOC_GEN_20		INTEGER	Number of times a generic allocate request was satisfied by this mode group. From A20ESTAG.
ALLOC_PURGE_CNT		INTEGER	Total number of allocates purged due to the queue processing time exceeding the MAXQTIME_SEC value. For CICS V4 and later. From A14EMQPC.

CICS statistics component data tables

Column name		Data type	Description
ALLOC_Q_PURGE_CNT		INTEGER	Total number of times an allocate queue has been purged due to the MAXQTIME value (A14EMXQT). A queue is purged when the total time it would take to process a queue exceeds the MAXQTIME value. For CICS V4 and later. From A14EQPCT.
ALLOC_Q_SPEC_REQ		INTEGER	Number of times a program issued a specific ALLOCATE command (without NOQUEUE) and there were no bound contention winners available for this mode group. From A20ESTAQ.
ALLOC_REJECT_CNT		INTEGER	Total number of allocates rejected due to the QUEUELIMIT value (A14EALIM) being reached. For CICS V4 and later. From A14EALRJ.
ALLOC_SPEC_REQ		INTEGER	Number of times a program issued a specific ALLOCATE command for this mode group, excluding commands failing basic validation (SYSIDERR). From A20ESTAS.
ALLOC_SPEC_20		INTEGER	Number of times a specific allocate request for this mode group was satisfied. From A20ESTAP.
ATI_LOSER_REQ		INTEGER	Number of times a contention loser APPC session was used. From A20ES1.
ATI_REQ_LOSERS		INTEGER	Number of times a receive session was used (LU 6.1). From A14ES1.
ATI_REQ_WINNERS		INTEGER	Number of times a send session was used (LU 6.1). From A14ES2.
ATI_WINNER_REQ		INTEGER	Number of times a contention winner APPC session was used. From A20ES2.
AUTINST_CONN_GTIME		TIMESTAMP	Time at which this connection was autoinstalled, in GMT. The time is expressed as hours:minutes:seconds.decimals. For CICS/TS V1.1 and later. This is from A14GACT.
AUTINST_CONN_LTIME		TIMESTAMP	Time at which this connection was autoinstalled, in LOCAL time. The time is expressed as hours:minutes:seconds.decimals. For CICS/TS V1.1 and later. This is from A14AICT.
BIDS_IN_PROGRESS		INTEGER	Number of bids in progress. From A14EBID. CICS must send a BID to use a bound contention loser session.
BIDS_PEAK		INTEGER	Peak number of bids that were in progress at any one time. From A14EBHWM.
BIDS_PEAK_20		INTEGER	Peak number of bids that were in progress at any one time for this APPC mode group. From A20EBHWM.
BIDS_SENT		INTEGER	Number of times CICS sent a BID to use a contention loser session. From A14ESBID.
BIDS_SENT_20		INTEGER	Number of times CICS sent a BID to use a contention loser session. From A20ESBID.
BIDS_20		INTEGER	Number of bids in progress. From A20EBID. CICS must send a BID to use a bound contention loser session.
COMMUNIC_PROTOCOL		CHAR(2)	Communication protocol used for this connection. The values are: <ul style="list-style-type: none"> • X(01)=A14APPC • X(02)=A14LU61 • X(03)=A14EXCI For CICS/TS V1.1 and later. This is from A14EFLGS.

CICS statistics component data tables

Column name		Data type	Description
CONNECT_NETNAME		CHAR(8)	Name by which the remote system is known in the network that is, its applid. For CICS/TS V1.1 and later. This is from A14ESID.
CONTENTION_LOSER		INTEGER	Number of contention loser sessions (primaries for LU6.1) that are currently in use. For CICS/TS V1.1 and later. This is the sum of A14E1RY.
CONTENT_WIN_PEAK		INTEGER	Peak number of contention winner sessions for this APPC mode group. From A20E2HWM.
CONTSESS_MAX_DEF		FLOAT	Maximum number of sessions that the definition of the session group permits to be contention winners. For CICS/TS V1.1 and later. This is the max from A20EMCON.
CONT_SESSION_LOSER		FLOAT	Current number of contention loser sessions. For CICS/TS V1.1 and later. This is the max from A20E1RY.
CONT_SESSION_WIN		FLOAT	Current number of contention winner sessions. For CICS/TS V1.1 and later. This is the max from A20E2RY.
CURR_LOSER_CONTENT		FLOAT	Number of contention loser sessions that are currently in use. For CICS/TS V1.1 and later. This is the max from A20ECONL.
CURR_SESSION_NUM		FLOAT	Current number of sessions in the group. For CICS/TS V1.1 and later. This is the sum of A20EMAXS.
CURR_WINN_CONTENT		FLOAT	Number of contention winner sessions that are currently in use. For CICS/TS V1.1 and later. This is the max from A20ECONW.
DELETE_CONN_GTIME		TIMESTAMP	Time at which this connection was deleted, in GMT. The time is expressed as hours:minutes:seconds.decimals. For CICS/TS V1.1 and later. This is from A14GADT.
DELETE_CONN_LTIME		TIMESTAMP	Time at which this connection was deleted, in LOCAL time. The time is expressed as hours:minutes:seconds.decimals. For CICS/TS V1.1 and later. This is from A14AIDT.
ENTRIES_REUSED		INTEGER	Number of times user IDs were reused without referencing an external security manager. From A21_SNT_TOTAL_REUSES.
ENTRIES_TIMED_OUT		INTEGER	Number of user IDs signed on to this remote system that were timed out. From A21_SNT_TOTAL_TIMEOUT.
FUNC_SHIPSCHN_PC		FLOAT	The number of program control link requests, with channels, for function shipping. From A14PFRC.
FUNC_SHIPSCHN_TS		FLOAT	The number of terminal-sharing channel requests for function shipping. From A14TSC.
FUNC_SHIPSCHN_IC		FLOAT	The number of interval control START requests, with channels, for function shipping. From A14IFRC.
FUNCTION_SHIPS_DLI		INTEGER	DL/I function shipping requests. From A14ESTDL.
FUNCTION_SHIPS_FC		INTEGER	File control function shipping requests. From A14ESTFC.
FUNCTION_SHIPS_IC		INTEGER	Interval control function shipping requests. From A14ESTIC.
FUNCTION_SHIPS_TD		INTEGER	Transient data function shipping requests. From A14ESTTD.
FUNCTION_SHIPS_TS		INTEGER	Temporary storage function shipping requests. From A14ESTTS.
GENERIC_AIDS		INTEGER	Number of requests waiting to use a non-specific session. From A14ESALL.

CICS statistics component data tables

Column name		Data type	Description
LOSERS_PEAK		INTEGER	Peak number of contention losers sessions. From A14E1HWM.
PEAK_CONT_LOSER		INTEGER	Number of contention winner sessions (primaries for LU6.1) that are currently in use. For CICS/TS V1.1 and later. This is the sum of A14E2RY.
PGM_CONTROL		FLOAT	Number of program control link requests for function shipping. For CICS/TS V1.3 and later. This is the sum of A14PCFR.
RECORD_GLOBAL_CNT		INTEGER	Incremented if a ICS/IRC GLOBAL record is processed. This is the sum of RECORD_GLOBAL_FLAG.
RECORD_MODE_CNT		INTEGER	Incremented if a ICS/IRC MODE record is processed. This is the sum of RECORD_MODE_FLAG.
RECORD_SYSTEM_CNT		INTEGER	Incremented if a ICS/IRC SYSTEM record is processed. This is the sum of RECORD_SYSTEM_FLAG.
REC_SESS_COUNT		INTEGER	Number of RECEIVE sessions for this connection. This field applies to MRO and LU6.1 connections only. For CICS/TS V1.1 and later. This is the sum of A14EPRMN.
REUSE_TIME_SEC		INTEGER	Total time between each reuse of user IDs signed on to this remote system, in seconds. Divide by RECORD_GLOBAL_CNT to get the average. From A21_SNT_AV_REUSE_TIME.
SEND_SESS_COUNT		INTEGER	Number of SEND sessions for this connection. This field applies to MRO and LU6.1 connections only. For CICS/TS V1.1 and later. This is the sum of A14ESECN.
SESSION_NUM_MAX		INTEGER	Maximum number of sessions that the definition of the session group permits. For CICS/TS V1.1 and later. This is the max from A20ELMAX.
SIGNON_REUSE		INTEGER	Number of times user IDs in the persistent verification list were used without referencing an external security manager. From A21_LUIT_TOTAL_REUSES.
SIGNON_REUSE_SEC		INTEGER	Total time between the reuse of entries in the persistent verification list of this remote system, in seconds. Divide by RECORD_GLOBAL_CNT to get the average. From A21_LUIT_AV_REUSE_TIME.
SIGNON_TIMEOUT		INTEGER	Number of entries in the persistent verification list of this remote system that were timed out. From A21_LUIT_TOTAL_TIMEOUT.
TRANS_ROUTINGS		INTEGER	Transaction routing commands (where a transaction is defined as remote or is dynamically routed). Not valid for LU 6.1. This is incremented on both systems. From A14ESTTC.
WINNERS_PEAK		INTEGER	Peak number of contention winner sessions. From A14E2HWM.
XZIQUE_ALLOC_PURGS		INTEGER	Total number of allocates purged due to XZIQUE requesting that queues should be purged (see XZIQUE_PURGE_CNT) for this connection. For CICS V4 and later. From A14EZQPC.
XZIQUE_PURGE_CNT		INTEGER	Total number of allocate queue purges that have occurred at XZIQUE request for this connection. For CICS V4 and later. From A14EZQPU.

CICS statistics component data tables

Column name		Data type	Description
XZIQUE_REJECT_CNT		INTEGER	Total number of allocates rejected by the XZIQUE exit. For CICS V4 and later. From A14EZQRJ.

CICS_S_JOURNAL_T

This table provides detailed CICS journal statistics. For CICS/ESA and CICS/TS, this maps the DFHA13DS record.

The default retention period for this table is 7 days.

Column name		Data type	Description
DATE	K	DATE	Date when the statistics record was written to SMF. From SMFSTDTE.
PERIOD_NAME	K	CHAR(8)	Name of the period. This is derived using fields SMFSTSID, SMFSTDTE, and SMFSTTME from the record as parameters in the PERIOD function.
TIME	K	TIME	Time when the statistics record was written to SMF. From SMFSTTME.
MVS_SYSTEM_ID	K	CHAR(4)	MVS system ID. This is the SMF system ID. From SMFSTSID.
CICS_SYSTEM_ID	K	CHAR(8)	CICS generic APPLID. This is the VTAM application ID used when requesting a session with this CICS system. From SMFSTPRN.
JOURNAL_ID	K	INTEGER	Identifier of the journal as specified in the JCT JFILEID operand. From A13JFID.
ARCHIVES_SUBMITTED		INTEGER	Number of archives submitted. From A13ASUB.
ARCHIVE_WAITS		INTEGER	Number of waits for archive completion. From A13WAC.
BLOCKS_WRITTEN		INTEGER	Number of physical I/Os written to the journal. From A13PBC.
BUFFER_FULL_COUNT		INTEGER	Number of times the receiving buffer was filled before the alternate buffer was written. From A13BFC.
DATASETS_OPENED		INTEGER	Number of data sets opened (automatic archiving only). From A13JDO.
JOURNAL_TYPE		CHAR(5)	This CICS V4 field shows which volume the journal has been written to (DISK1 or DISK2) or whether the journal was written to an SMF data set. From A13TYPE.
LAST_VOLSER_WRITE		CHAR(6)	Volume identifier of the most recently written volume (labeled tapes only). From A13LVW.
OUTPUT_BLKSIZE_AVG		INTEGER	Approximate average of the output block size, in bytes. From A13ABS.
RECORD_INCOMPLETE		CHAR(3)	Contains YES if the CICS statistics record is incomplete. From SMFSTICD.
RECORDS_WRITTEN		INTEGER	Number of records written to the journal. From A13LRC.
RECORD_TYPE		CHAR(3)	Type of CICS statistics record. Can be USS (Unsolicited), EOD (End of day), REQ (Requested), or INT (Interval). From SMFSTRQT.
RECORD_VERSION		CHAR(4)	CICS Version and Release that wrote this record; for example, 0330. From SMFSTRVN.
SCRATCH_TAPES_LEFT		INTEGER	Number of scratch tapes left. From A13STL.
TAPES_OPENED		INTEGER	Number of tapes opened for use. From A13VOOC.

CICS_S_JOURNAL_T2

This table provides detailed CICS journal statistics. For CICS TS 1.1 and later, this maps the DFHLGRDS record.

The default retention period for this table is 7 days.

Column name		Data type	Description
DATE	K	DATE	Date when the statistics record was written to SMF. From SMFSTDTE.
PERIOD_NAME	K	CHAR(8)	Name of the period. This is derived using fields SMFSTSID, SMFSTDTE, and SMFSTTME from the record as parameters in the PERIOD function.
TIME	K	TIME	Time when the statistics record was written to SMF. From SMFSTTME.
MVS_SYSTEM_ID	K	CHAR(4)	MVS system ID. This is the SMF system ID. From SMFSTSID.
CICS_SYSTEM_ID	K	CHAR(8)	CICS generic APPLID. This is the VTAM application ID used when requesting a session with this CICS system. From SMFSTPRN.
JOURNAL_NAME	K	INTEGER	Identifier of the journal as specified in the JCT JFILEID operand. From LGRJNLNAME.
RECORDS_WRITTEN		FLOAT	Total number of times that a journal record was written to the journal. From LGRWRITES.
BYTES_WRITTEN		FLOAT(53)	Total number of bytes written to the journal. From LGRBYTES. Note: A double-precision floating-point number is a System/370 long (64 bits) floating-point number. The range of magnitude is approximately 5.4E-79 to 7.2E+75. FLOAT(integer): for a floating-point number. If the integer is between 1 and 21 inclusive, the format is single-precision floating point. If the integer is between 22 and 53 inclusive, the format is double-precision floating point.
BUFFER_FLUSHES		FLOAT	Total number of times that a journal block was written to the logstream or in the SMF. From LGRBUFLUSH.
RECORD_VERSION		CHAR(4)	CICS Version and Release that wrote this record; for example, 0330. From SMFSTRVN.
RECORD_TYPE		CHAR(3)	Type of CICS statistics record. Can be USS (Unsolicited), EOD (End of day), REQ (Requested), or INT (Interval). From SMFSTRQT.
RECORD_INCOMPLETE		CHAR(3)	Contains YES if the CICS statistics record is incomplete. From SMFSTICD.
JOURNAL_TYPE		INTEGER	Type of the journal. Can be MVS, SMF, or Dummy. From LGRJTYPE.
LOGSTREAM_NAME		CHAR(26)	Logstream name. From LGRSTREAM.

CICS_S_JOURNAL_D

This table provides daily statistics on journals in the CICS system. It contains summarized data from the CICS_S_JOURNAL_T table.

The default retention period for this table is 30 days.

Column name		Data type	Description
DATE	K	DATE	Date when the statistics records were written to SMF. From SMFSTDTE.

CICS statistics component data tables

Column name		Data type	Description
PERIOD_NAME	K	CHAR(8)	Name of the period. This is derived using fields SMFSTSID, SMFSTDTE, and SMFSTTME from the record as parameters in the PERIOD function.
MVS_SYSTEM_ID	K	CHAR(4)	MVS system ID. This is the SMF system ID. From SMFSTSID.
CICS_SYSTEM_ID	K	CHAR(8)	CICS generic APPLID. This is the VTAM application ID used when requesting a session with this CICS system. From SMFSTPRN.
JOURNAL_ID	K	INTEGER	Identifier of the journal as specified in the JCT JFILEID operand. From A13JFID.
ARCHIVES_SUBMITTED		INTEGER	Number of archives submitted. From A13ASUB.
ARCHIVE_WAITS		INTEGER	Number of waits for archive completion. From A13WAC.
BLOCKS_WRITTEN		INTEGER	Number of physical I/Os written to the journal. From A13PBC.
BUFFER_FULL_COUNT		INTEGER	Number of times the receiving buffer was filled before the alternate buffer was written. From A13BFC.
DATASETS_OPENED		INTEGER	Number of data sets opened (automatic archiving only). From A13JDO.
LAST_VOLSER_WRITE		CHAR(6)	Volume identifier of the most recently written volume (labeled tapes only). From A13LVW.
RECORDS_WRITTEN		INTEGER	Number of records written to the journal. From A13LRC.
SCRATCH_TAPES_LEFT		INTEGER	Number of scratch tapes left. From A13STL.
TAPES_OPENED		INTEGER	Number of tapes opened for use. From A13VOOC.

CICS_S_JOURNAL_D2

This table provides daily CICS journal statistics. For CICS TS 1.1 and later, this maps the DFHLGRDS record.

The default retention period for this table is 30 days.

Column name		Data type	Description
DATE	K	DATE	Date when the statistics record was written to SMF. From SMFSTDTE.
PERIOD_NAME	K	CHAR(8)	Name of the period. This is derived using fields SMFSTSID, SMFSTDTE, and SMFSTTME from the record as parameters in the PERIOD function.
MVS_SYSTEM_ID	K	CHAR(4)	MVS system ID. This is the SMF system ID. From SMFSTSID.
CICS_SYSTEM_ID	K	CHAR(8)	CICS generic APPLID. This is the VTAM application ID used when requesting a session with this CICS system. From SMFSTPRN.
JOURNAL_NAME	K	INTEGER	Identifier of the journal as specified in the JCT JFILEID operand. From LGRJNLNAME.
RECORDS_WRITTEN		FLOAT	Total number of times that a journal record was written to the journal. From LGRWRITES.

Column name		Data type	Description
BYTES_WRITTEN		FLOAT(53)	Total number of bytes written to the journal. From LGRWRITES. Note: A double-precision floating-point number is a System/370 long (64 bits) floating-point number. The range of magnitude is approximately 5.4E-79 to 7.2E+75. FLOAT(integer): for a floating-point number. If the integer is between 1 and 21 inclusive, the format is single-precision floating point. If the integer is between 22 and 53 inclusive, the format is double-precision floating point.
BUFFER_FLUSHES		FLOAT	Total number of times that a journal block was written to the logstream or in the SMF. From LGRBUFLUSH.
RECORD_VERSION		CHAR(4)	CICS Version and Release that wrote this record; for example, 0330. From SMFSTRVN.
RECORD_TYPE		CHAR(3)	Type of CICS statistics record. Can be USS (Unsolicited), EOD (End of day), REQ (Requested), or INT (Interval). From SMFSTRQT.
RECORD_INCOMPLETE		CHAR(3)	Contains YES if the CICS statistics record is incomplete. From SMFSTICD.
JOURNAL_TYPE		INTEGER	Type of the journal. Can be MVS, SMF, or Dummy. From LGRJTYPE.
LOGSTREAM_NAME		CHAR(26)	Logstream name. From LGRSTREAM.

CICS_S_JVM_PROF_T,_D

This tables provide profile statistics data grouped by JVM profile and execution key. They gather information from the statistics record provided by the CICS statistics records (SMF 110, subtype 2).

The default retention periods for these tables are:

7 days for CICS_S_JVM_PROF_T

30 days for CICS_S_JVM_PROF_D

Column name		Data type	Description
DATE	K	DATE	Date when the statistics record was written to SMF. From SMFSTDTE.
PERIOD_NAME	K	CHAR(8)	Name of the period. This is derived using fields SMFSTSID, SMFSTDTE, and SMFSTTME from the record as parameters in the PERIOD function.
TIME	K	TIME	Time when the statistics record was written to SMF. From SMFSTTME.
MVS_SYSTEM_ID	K	CHAR(4)	MVS system ID. This is the SMF system ID. From SMFSTSID.
CICS_SYSTEM_ID	K	CHAR(8)	CICS generic APPLID. This is the VTAM application ID that is used when requesting a session with this CICS system. From SMFSTPRN.
PROF_NAME	K	CHAR(8)	Name of this JVM profile. From SJR_PROFILE_NAME.
STORAGE_KEY	K	CHAR(4)	The execution key to which these statistics apply. Possible values are: User (the default), CICS. From SJRSTORKEY.
CURR_PROF_USE		FLOAT	Number of JVMs with this execution key and profile that are currently in the JVM pool. From SJRCURRCOU.
GARB_COLL_REQ		FLOAT	The number of times GC was requested.

CICS statistics component data tables

Column name		Data type	Description
JVM_HEAP_HWM		FLOAT	The highest amount of nonsystem heap storage that was used by a JVM with this execution key and profile. From SJRHEAHWM.
JVMS_DESTR_SOS		FLOAT	Number of times that JVMs with this execution key and profile were destroyed due to a short-on-storage condition. From SJRDESSOS.
JVMS_UNRESETTABLE		FLOAT	Number of new JVMs with this execution key and profile that could not be reset, and therefore could not be reused by another request. From SJRUNRESCOU.
LE_HEAP_HWM		FLOAT	The highest amount of Language Environment® heap storage that was used by a JVM with this execution key and profile. From SJRLEHWM.
MISMATCH_STEALER		FLOAT	Number of times that an application's request for a JVM with this execution key and profile resulted in a mismatch or a steal. From SJRMISSTEAL.
MISMATCH_VICTIM		FLOAT	Number of times that a free JVM with this profile was taken, destroyed and re-initialized. From SJRMISVIC.
NEW_JVMS_CREATED		FLOAT	Number of new JVMs that were created with this execution key and profile. From SJRNEWCOU.
PEAK_PROF_USE		FLOAT	Peak number of JVMs with this execution key and profile that the JVM pool has contained. From SJRPEAKCOU.
PROF_CLASS_CACHE		CHAR(1)	Shows whether JVMs with this JVM profile use the shared class cache. Possible values are Y (Yes), N (No). From SJRPROFCLCH.
PROF_MODES		INTEGER	Shows the number of execution keys in which JVMs with this JVM profile can be created. From JVMPROFMODE.
PROF_PATH_NAME		VARCHAR(254)	The complete HFS path name for this JVM profile. From SJRPROFPANM.
PROF_REQUESTS		FLOAT	Number of requests that applications have made to run a Java program in a JVM with this execution key and profile. From SJRREQCOUN.
PROF_XMX_VALUE		CHAR(8)	The value of the Xmx parameter set in this JVM profile. The Xmx parameter specifies the maximum total size of the middleware and transient heaps in the JVM. From SJRXMXVA.

CICS_S_JVM_PROG_T,D

This tables provide statistics data about programs running in a JVM. The data is from CICS statistics records (SMF 110, subtype 2).

The default retention periods for these tables are:

7 days for CICS_S_JVM_PROG_T

30 days for CICS_S_JVM_PROG_D

Column name		Data type	Description
DATE	K	DATE	Date when the statistics record was written to SMF. From SMFSTDTE.
PERIOD_NAME	K	CHAR(8)	Name of the period. This is derived using fields SMFSTSID, SMFSTDTE, and SMFSTTME from the record as parameters in the PERIOD function.

Column name		Data type	Description
TIME	K	TIME	Time when the statistics record was written to SMF. It applies only to the _T table. From SMFSTTME.
MVS_SYSTEM_ID	K	CHAR(4)	MVS system ID. This is the SMF system ID. From SMFSTSID.
CICS_SYSTEM_ID	K	CHAR(8)	CICS generic APPLID. This is the VTAM application ID that is used when requesting a session with this CICS system. From SMFSTPRN.
JVMPROGRAM_NAME	K	CHAR(8)	Name of the Java program. From PGRPROGNM.
JVMPROG_EXEC_KEY		CHAR(4)	The execution key that the program requires. Possible values are: USER (the default), CICS. From PGREXEKEY.
JVMPROG_JVMCLASS		VARCHAR(254)	The main class in the program. From PGRJVMCLA.
JVMPROG_USECOUNT		FLOAT	The number of times the program has been used. From PGRUSECOU.
PGR_JVMPROG_PROF		CHAR(8)	The JVM profile that the program requires. From PGRPROGPF (removed from CTS 5.1+).

CICS_S_JVMPOOL_T,_D

This tables provide detailed data about how many requests were for worker JVMs that use the shared class cache. The data is from CICS statistics records (SMF 110, subtype 2).

The default retention periods for these tables are:

7 days for CICS_S_JVMPOOL_T
30 days for CICS_S_JVMPOOL_D

Column name		Data type	Description
DATE	K	DATE	Date when the statistics record was written to SMF. From SMFSTDTE.
PERIOD_NAME	K	CHAR(8)	Name of the period. This is derived using fields SMFSTSID, SMFSTDTE, and SMFSTTME from the record as parameters in the PERIOD function.
TIME	K	TIME	Time when the statistics record was written to SMF. It applies only to the _T table. From SMFSTTME.
MVS_SYSTEM_ID	K	CHAR(4)	MVS system ID. This is the SMF system ID. From SMFSTSID.
CICS_SYSTEM_ID	K	CHAR(8)	CICS generic APPLID. This is the VTAM application ID that is used when requesting a session with this CICS system. From SMFSTPRN.
CURR_CACHE_JVMS		FLOAT	Number of JVMs currently in the JVM pool that use the shared class cache. From SJGCURRWJVM.
JVM_PEAK		FLOAT	Peak number of JVMs. From SJGPEAKJVM.
JVM_REQS_CACHE		FLOAT	Total number of Java programs that requested a JVM that used the shared class cache. From SJGJVMRECA.
JVM_REQS_INIT		FLOAT	Number of JVM program requests where the JVM was initialized. From SJGJVMREQIN.
JVM_REQS_MISMATCH		FLOAT	Number of JVM program requests whose JVM profile specified resettable but for which there was no JVM already initialized with the same JVM profile. From SJGJVMREQMI.
JVM_REQS_REUSE		FLOAT	Number of requests to run a program in a continuous JVM. From SJGJVMREQRE.

CICS statistics component data tables

Column name		Data type	Description
JVM_REQS_TERMINAT		FLOAT	Number of JVMs that have been terminated. From SJGJVMREQTE.
JVM_REQS_TOT		FLOAT	Total number of JVM program requests. From SJGTOTPRREQ.
JVMS_CURRENT		FLOAT	Current number of JVMs. From SJGCURRJVM.
PEAK_CACHE_JVMS		FLOAT	Peak number of JVMs in the JVM pool that used the shared class cache. From SJGPEAHWJVM.
SJG_JVM_REQS_RESET		FLOAT	The number of requests to run a program in resettable JVM. From SJGJVMREQRS. This is no longer used from CICS TS 3.2.

CICS_S_JVMSREV_D

Column name		Data type	Description
DATE	K	DATE	Date when the statistics record was written to SMF. From SMFSTDTE.
PERIOD_NAME	K	CHAR(8)	Name of the period. This is derived using fields SMFSTSID, SMFSTDTE, and SMFSTTME from the record as parameters in the PERIOD function.
MVS_SYSTEM_ID	K	CHAR(4)	MVS system ID. This is the SMF system ID. From SMFSTSID.
CICS_SYSTEM_ID	K	CHAR(8)	CICS generic APPLID. This is the VTAM application ID that is used when requesting a session with this CICS system. From SMFSTPRN.
JVM_SERVER_NAME	K	CHAR(8)	Name of the JVM server. From SJS_JVM_NAME.
USE_COUNT		FLOAT	Number of times the JVM server has been called. Calculated as the sum of SJS_JVM_USE_COUNT.
THREAD_LIMIT		INTEGER	Maximum number of threads in the JVM server. Calculated as the maximum of SJS_JVM_LIMIT.
CURRNT_THREADS		FLOAT	Current number of threads in the JVM server. Calculated as the average of SJS_JVM_CURRENT.
PEAK_THREADS		FLOAT	Peak number of threads in the JVM server. Calculated as the average of SJS_JVM_HWM.
THREAD_LWAIT_CNT		FLOAT	Number of tasks that waited for a free thread. Calculated as the sum of SJS_JVM_WAITS.
THREAD_LWAIT_TIME		FLOAT	Amount of time in seconds that tasks waited for a free thread. Calculated as the sum of SJS_JVM_WAIT_TIME.
CURRNT_THREAD_WAIT		INTEGER	Number of tasks that are currently waiting for a free thread. Calculated as the sum of SJS_JVM_WAIT_CUR.
PEAK_THREAD_WAIT		FLOAT	Peak number of tasks that waited for a free thread. Calculated as the average of SJS_JVM_WAIT_HWM.
S_THREAD_USE_CNT		FLOAT	Number of times that the system thread has been used. Calculated as the sum of SJS_SYS_USE_COUNT.
S_THREAD_WAIT_CNT		FLOAT	Number of CICS tasks that waited for a system thread. Calculated as the sum of SJS_SYS_WAITED.
S_THREAD_WAIT_TIME		FLOAT	Accumulated time in seconds that tasks spent waiting for a system thread. Calculated as the sum of SJS_SYS_WAIT_TIME.
CS_THREAD_WAIT_CNT		FLOAT	Current number of tasks that are waiting for a system thread. Calculated as the average of SJS_SYS_WAIT_CUR.

CICS statistics component data tables

Column name		Data type	Description
PS_THREAD_WAIT_CNT		FLOAT	Highest number of tasks that waited for a system thread. Calculated as the average of SJS_SYS_WAIT_HWM.
CURR_HEAP_SIZE		FLOAT	Size in bytes of the heap that is currently allocated to the JVM server. Calculated as the average of SJS_CURRENT_HEAP.
INIT_HEAP_SIZE		FLOAT	Size in bytes of the initial heap that is currently allocated to the JVM server. From the last instance of SJS_INITIAL_HEAP.
MAX_HEAP_SIZE		FLOAT	Size in bytes of the maximum heap that can be allocated to the JVM server. Calculated as the maximum of SJS_MAX_HEAP.
PEAK_HEAP_SIZE		FLOAT	Size in bytes of the largest heap that has been allocated to the JVM server. Calculated as the average of SJS_PEAK_HEAP.
HEAP_OCCUPANCY		FLOAT	Size in bytes of the heap immediately after the last garbage collection (GC) occurred. Calculated as the average of SJS_OCCUPANCY.
MJR_GC_EVT_CNT		FLOAT	Number of major garbage collection (GC) events that have occurred. Calculated as the sum of SJS_MJR_GC_EVENTS.
MJR_GC_ELPSD_TIME		FLOAT	Total elapsed time in milliseconds that was spent performing major garbage collection (GC). Calculated as the sum of SJS_MJR_GC_CPU.
MJR_GC_MMRY_FREED		FLOAT	Total memory in bytes that was freed by performing major garbage collection (GC). Calculated as the sum of SJS_MJR_HEAP_FR.
MIN_GC_EVT_CNT		FLOAT	Number of minimum garbage collection (GC) events that have occurred. Calculated as the sum of SJS_MIN_GC_EVENTS.
MIN_GC_ELPSD_TIME		FLOAT	Total elapsed time in milliseconds that was spent performing minimum garbage collection (GC). Calculated as the sum of SJS_MIN_GC_CPU.
MIN_GC_MMRY_FREED		FLOAT	Total memory in bytes that was freed by performing minimum garbage collection (GC). Calculated as the sum of SJS_MIN_HEAP_FR.
INPUT_CNT		INTEGER	Number of SMF records collected to this interval.

CICS_S_JVMSREV_T

Column name		Data type	Description
DATE	K	DATE	Date when the statistics record was written to SMF. From SMFSTDTE.
TIME	K	TIME	Time when the statistics record was written to SMF. From SMFSTTME.
PERIOD_NAME	K	CHAR(8)	Name of the period. This is derived using fields SMFSTSID, SMFSTDTE, and SMFSTTME from the record as parameters in the PERIOD function.
MVS_SYSTEM_ID	K	CHAR(4)	MVS system ID. This is the SMF system ID. From SMFSTSID.

CICS statistics component data tables

Column name		Data type	Description
CICS_SYSTEM_ID	K	CHAR(8)	CICS generic APPLID. This is the VTAM application ID that is used when requesting a session with this CICS system. From SMFSTPRN.
JVM_SERVER_NAME	K	CHAR(8)	Name of the JVM server. From SJS_JVM_NAME.
PROFILE_NAME		CHAR(8)	Name of the JVM server. From SJS_JVM_JVMPROFILE.
LE_RUNOPTIONS		CHAR(8)	Name of the Language Environment runtime options program that is specified on the JVMSERVER resource. From SJS_JVM_LE_RUNOPTS.
USE_COUNT		FLOAT	Number of times the JVM server has been called. Calculated as the sum of SJS_JVM_USE_COUNT.
STATUS		CHAR(2)	State of the JVM server resource. From the last instance of SJS_JVM_SRV_ST.
THREAD_LIMIT		INTEGER	Maximum number of threads in the JVM server. Calculated as the maximum of SJS_JVM_LIMIT.
CURRNT_THREADS		FLOAT	Current number of threads in the JVM server. Calculated as the average of SJS_JVM_CURRENT.
PEAK_THREADS		FLOAT	Peak number of threads in the JVM server. Calculated as the average of SJS_JVM_HWM.
THREAD_LWAIT_CNT		FLOAT	Number of tasks that waited for a free thread. Calculated as the sum of SJS_JVM_WAITS.
THREAD_LWAIT_TIME		FLOAT	Amount of time in seconds that tasks waited for a free thread. Calculated as the sum of SJS_JVM_WAIT_TIME.
CURRNT_THREAD_WAIT		INTEGER	Number of tasks that are currently waiting for a free thread. Calculated as the sum of SJS_JVM_WAIT_CUR.
PEAK_THREAD_WAIT		FLOAT	Peak number of tasks that waited for a free thread. Calculated as the average of SJS_JVM_WAIT_HWM.
S_THREAD_USE_CNT		FLOAT	Number of times that the system thread has been used. Calculated as the sum of SJS_SYS_USE_COUNT.
S_THREAD_WAIT_CNT		FLOAT	Number of CICS tasks that waited for a system thread. Calculated as the sum of SJS_SYS_WAITED.
S_THREAD_WAIT_TIME		FLOAT	Accumulated time in seconds that tasks spent waiting for a system thread. Calculated as the sum of SJS_SYS_WAIT_TIME.
CS_THREAD_WAIT_CNT		FLOAT	Current number of tasks that are waiting for a system thread. Calculated as the average of SJS_SYS_WAIT_CUR.
PS_THREAD_WAIT_CNT		FLOAT	Highest number of tasks that waited for a system thread. Calculated as the average of SJS_SYS_WAIT_HWM.
CREATION_TIME		TIME	Timestamp (STCK) in local time when the JVM was created for the JVM server. From the last instance of SJS_JVM_CRTN_LCL.
CURR_HEAP_SIZE		FLOAT	Size in bytes of the heap that is currently allocated to the JVM server. Calculated as the average of SJS_CURRENT_HEAP.
INIT_HEAP_SIZE		FLOAT	Size in bytes of the initial heap that is currently allocated to the JVM server. From the last instance of SJS_INITIAL_HEAP.
MAX_HEAP_SIZE		FLOAT	Size in bytes of the maximum heap that can be allocated to the JVM server. Calculated as the maximum of SJS_MAX_HEAP.

CICS statistics component data tables

Column name		Data type	Description
PEAK_HEAP_SIZE		FLOAT	Size in bytes of the largest heap that has been allocated to the JVM server. Calculated as the average of SJS_PEAK_HEAP.
HEAP_OCCUPANCY		FLOAT	Size in bytes of the heap immediately after the last garbage collection (GC) occurred. Calculated as the average of SJS_OCCUPANCY.
GC_POLICY		CHAR(32)	Garbage collection (GC) policy used by the JVM. From the last instance of SJS_GC_POLICY.
MJR_GC_EVT_CNT		FLOAT	Number of major garbage collection (GC) events that have occurred. Calculated as the sum of SJS_MJR_GC_EVENTS.
MJR_GC_ELPSD_TIME		FLOAT	Total elapsed time in milliseconds that was spent performing major garbage collection (GC). Calculated as the sum of SJS_MJR_GC_CPU.
MJR_GC_MMRY_FREED		FLOAT	Total memory in bytes that was freed by performing major garbage collection (GC). Calculated as the sum of SJS_MJR_HEAP_FR.
MIN_GC_EVT_CNT		FLOAT	Number of minimum garbage collection (GC) events that have occurred. Calculated as the sum of SJS_MIN_GC_EVENTS.
MIN_GC_ELPSD_TIME		FLOAT	Total elapsed time in milliseconds that was spent performing minimum garbage collection (GC). Calculated as the sum of SJS_MIN_GC_CPU.
MIN_GC_MMRY_FREED		FLOAT	Total memory in bytes that was freed by performing minimum garbage collection (GC). Calculated as the sum of SJS_MIN_HEAP_FR.
INPUT_CNT		INTEGER	Number of SMF records collected to this interval.

CICS_S_LOGSTREAM_T

This table provides detailed CICS logstream statistics. For CICS/TS V1.1 and later, this maps the DFHLGSDS record.

The default retention period for this table is 7 days.

Column name		Data type	Description
DATE	K	DATE	Date when the statistics record was written to SMF. From SMFSTDTE.
PERIOD_NAME	K	CHAR(8)	Name of the period. This is derived using fields SMFSTSID, SMFSTDTE, and SMFSTTME from the record as parameters in the PERIOD function.
TIME	K	TIME	Time when the statistics record was written to SMF. From SMFSTTME.
MVS_SYSTEM_ID	K	CHAR(4)	MVS system ID. This is the SMF system ID. From SMFSTSID.
CICS_SYSTEM_ID	K	CHAR(8)	CICS generic APPLID. This is the VTAM application ID used when requesting a session with this CICS system. From SMFSTPRN.
LOGSTREAM_NAME	K	CHAR(26)	Logstream name. From LGSTRNAM.
LOGSTREAM_WRT_REQ		FLOAT	Number of logstream write requests. From LGRWRITES.

CICS statistics component data tables

Column name		Data type	Description
BYTES_WRITTEN		FLOAT(53)	Number of bytes written. From LGRBYTES.
FORCE_WAITERS_CURR		FLOAT	Current number of force waiters. From LGSCUFWTRS.
FORCE_WAITERS_PEAK		FLOAT	Peak number of force waiters. From LGSPKFWTRS.
FORCE_WAITERS_TOT		FLOAT	Total number of force waits. From LGSTFCWAIT.
WAITS_BUFFER_FULL		FLOAT	Number of waits due to buffer full. From LGSBUFWAIT.
LOGS_BROWSE_START		FLOAT	Number of log browse starts. From LGSBRWSTRT.
LOGS_DELETES_REQ		FLOAT	Number of log deletes. From LGSDELETES.
LOGS_RETRT_ERRS		FLOAT	Number of errors that can be retried. From LGSRETRERR.
LOGS_BUF_APPEND		FLOAT	Number of buffer appends. From LGSBUFAPP.
LOGS_SYSTEM_LOG		CHAR(1) FOR BIT DATA	System log flag. From LGSSYSLG.
LOGS_DASD_ONLY		CHAR(1) FOR BIT DATA	DASD only flag. From LGSDONLY.
LOGS_CF_STRUCTNAME		CHAR(16)	Name of the CF structure. From LGSSTRUC.
LOGS_MAX_BLOCK		FLOAT	Maximum block length. From LGSMAXBL.
LOGS_RET_PERIOD		FLOAT	Data retention period. From LGSRETPD.
LOGS_AUTO_DELETE		CHAR(1) FOR BIT DATA	Data auto deletes flag. From LGSAUTOD.

CICS_S_LOGSTREAM_D

This table provides daily CICS logstream statistics. For CICS/TS V1.1 and later, this maps the DFHLGSDS record.

The default retention period for this table is 30 days.

Column name		Data type	Description
DATE	K	DATE	Date when the statistics record was written to SMF. From SMFSTDTE.
PERIOD_NAME	K	CHAR(8)	Name of the period. This is derived using fields SMFSTSID, SMFSTDTE, and SMFSTME from the record as parameters in the PERIOD function.
MVS_SYSTEM_ID	K	CHAR(4)	MVS system ID. This is the SMF system ID. From SMFSTSID.
CICS_SYSTEM_ID	K	CHAR(8)	CICS generic APPLID. This is the VTAM application ID used when requesting a session with this CICS system. From SMFSTPRN.
LOGSTREAM_NAME	K	CHAR(26)	Logstream name. From LGSTRNAM.
LOGSTREAM_WRT_REQ		FLOAT	Number of logstream write requests. From LGRWRITES.
BYTES_WRITTEN		FLOAT(53)	Number of bytes written. From LGRBYTES.
FORCE_WAITERS_CURR		FLOAT	Current number of force waiters. From LGSCUFWTRS.
FORCE_WAITERS_PEAK		FLOAT	Peak number of force waiters. From LGSPKFWTRS.
FORCE_WAITERS_TOT		FLOAT	Total number of force waits. From LGSTFCWAIT.
WAITS_BUFFER_FULL		FLOAT	Number of waits due to buffer full. From LGSBUFWAIT.

CICS statistics component data tables

Column name		Data type	Description
LOGS_BROWSE_START		FLOAT	Number of log browse starts. From LGSBRWSTRT.
LOGS_DELETES_REQ		FLOAT	Number of log deletes. From LGSDELETES.
LOGS_RETRT_ERRS		FLOAT	Number of errors that can be retried. From LGSRETRERR.
LOGS_BUF_APPEND		FLOAT	Number of buffer appends. From LGSBUFAPP.
LOGS_SYSTEM_LOG		CHAR(1) FOR BIT DATA	System log flag. From LGSSYSLG.
LOGS_DASD_ONLY		CHAR(1) FOR idd:break>BIT DATA	DASD only flag. From LGSDONLY.
LOGS_CF_STRUCTNAME		CHAR(16)	Name of the CF structure. From LGSSTRUC.
LOGS_MAX_BLOCK		FLOAT	Maximum block length. From LGSMAXBL.
LOGS_RET_PERIOD		FLOAT	Data retention period. From LGSRETPD.
LOGS_AUTO_DELETE		CHAR(1) FOR idd:break>BIT DATA	Data auto deletes flag. From LGSAUTOD.

CICS_S_LSR_POOL_T

This table provides detailed data about the local shared resources (LSR) pool buffers and strings. The counters are never reset; except for the three string statistics, the counters contain totals accumulated since CICS started.

The default retention period for this table is 7 days.

Column name		Data type	Description
DATE	K	DATE	Date when the statistics record was written to SMF. From SMFSTDTE.
PERIOD_NAME	K	CHAR(8)	Name of the period. This is derived using fields SMFSTSID, SMFSTDTE, and SMFSTTME from the record as parameters in the PERIOD function.
TIME	K	TIME	Time when the statistics record was written to SMF. From SMFSTTME.
MVS_SYSTEM_ID	K	CHAR(4)	MVS system ID. This is the SMF system ID. From SMFSTSID.
CICS_SYSTEM_ID	K	CHAR(8)	CICS generic APPLID. This is the VTAM application ID used when requesting a session with this CICS system. From SMFSTPRN.
POOL_NUMBER	K	INTEGER	LSR pool identifier, from 1 to 8. From A08SRPID.
BUFFER_SIZE	K	CHAR(6)	LSR buffer size, in bytes. From A08BKBSZ.
BUFFERS		INTEGER	Number of data buffers of this size. From A08BKBFN.
DATA_BUFF_CNT		INTEGER	Number of buffers used by the pool. (Data buffers, if there are separate data and index pools, else total for data and index.) From A08TOBFN_DATA.
DATA_BUFF_LLA		INTEGER	Number of successful lookasides, where data was found, avoiding an IO. (Data buffers, if there are separate data and index pools, else total for data and index.) From A08TOBFF_DATA.
DATA_BUFF_READ		INTEGER	Number of read I/Os to the buffers. (Data buffers, if there are separate data and index pools, else total for data and index.) From A08TOFRD_DATA.

CICS statistics component data tables

Column name		Data type	Description
DATA_BUFF_WRITE_N		INTEGER	Number of non-user-initiated write I/Os. (Data buffers, if there are separate data and index pools, else total for data and index.) From A08TONUW_DATA.
DATA_BUFF_WRITE_U		INTEGER	Number of user-initiated write I/Os. (Data buffers, if there are separate data and index pools, else total for data and index.) From A08TOUIW_DATA.
DATAH_BUFF_CNT		INTEGER	Number of hiperspace buffers. (Data buffers, if there are separate data and index pools, else total for data and index.) From A08TOHBN_DATA.
DATAH_BUFF_CREAD		INTEGER	Number of successful CREADs from hiperspace to data buffers. (Data buffers, if there are separate data and index pools, else total for data and index.) From A08TOCRS_DATA.
DATAH_BUFF_CREADF		INTEGER	Number of CREADs that failed. The data was read from DASD, because MVS had withdrawn the space. (Data buffers, if separate data and index pools, else total for data and index.) From A08TOCRF_DATA.
DATAH_BUFF_CWRITE		INTEGER	Number of successful CWRITEs from data buffers to hiperspace. (Data buffers, if there are separate data and index pools, else total for data and index.) From A08TOWRS_DATA.
DATAH_BUFF_CWRITEF		INTEGER	Number of CWRITEs that failed. There was not enough hiperspace, and VSAM wrote to DASD instead. (Data buffers, if there are separate data and index pools, else total of data and index.) From A08TOCWF_DATA.
FLAGS		CHAR(2)	Set to X"80" if there are separate data and index pools, else X"00". From A08FLAGS.
HIPER_INDEX_BUFFER		INTEGER	Number of hiperspace index buffers. From A08HIXBF.
HIPERSPACE_READ		INTEGER	Number of successful CREAD requests. From A08BKCRS.
HIPERSPACE_WRITE		INTEGER	Number of successful CWRITE requests. From A08BKWRS.
HS_FAILED_READ		INTEGER	Number of failed CREAD requests. MVS withdrew the space and VSAM had to read from DASD. From A08BKCRF.
HS_FAILED_WRITE		INTEGER	Number of failed CWRITE requests, because of a lack of hiperspace. VSAM had to write to DASD. From A08BKCWF.
INDEX_BUFFER_SIZE		INTEGER	Index buffer size. From A08IXBFS.
INDEX_FAIL_CREADS		INTEGER	Number of index buffer reads that failed. From A08IXFCR.
INDEX_FAIL_CWRITE		INTEGER	Number of index buffer writes that failed. From A08IXFCW.
INDEX_SUXS_CREADS		INTEGER	Number of index buffer reads that were successful. From A08IXSCR.
INDEX_SUXS_CWRITE		INTEGER	Number of index buffer writes that were successful. From A08IXSCW.
INDX_BUFF_CNT		INTEGER	Number of index buffers for all buffer sizes. From A08TOBFN_INDXX.
INDX_BUFF_LLA		INTEGER	Number of successful lookasides to index buffers, avoiding IO. From A08TOBFF_INDXX.
INDX_BUFF_READ		INTEGER	Number of read I/Os to the index buffers. From A08TOFRD_INDXX.
INDX_BUFF_WRITE_N		INTEGER	Number of non-user-initiated write I/Os from the index buffers. From A08TONIW_INDXX.
INDX_BUFF_WRITE_U		INTEGER	Number of user-initiated write I/Os from the index buffers. From A08TOUIW_INDXX.

CICS statistics component data tables

Column name		Data type	Description
INDXH_BUFF_CNT		INTEGER	Number of hiperspace index buffers. From A08TOHBN_INDX.
INDXH_BUFF_CREAD		INTEGER	Number of successful CREADs from hiperspace to index buffers. From A08TOCRS_INDX.
INDXH_BUFF_CREADF		INTEGER	Number of failed CREADs. MVS had withdrawn the space, and VSAM read from DASD. From A08TOCRF_INDX.
INDXH_BUFF_CWRITE		INTEGER	Number of successful CWRITES from index buffers to hiperspace. From A08TOWRS_INDX.
INDXH_BUFF_CWRITEF		INTEGER	Number of failed CWRITES. There was not enough hiperspace, and VSAM wrote to DASD. From A08TOCWF_INDX.
INDEX_FAIL_CREADS		INTEGER	Number of failed CREADs. From A08IXFCR.
INDEX_FAIL_CWRITE		INTEGER	Number of failed CWRITES. From A08IXFCW.
INDEX_SUXS_CREADS		INTEGER	Number of successful CREADs. From A08IXSCR.
INDEX_SUXS_CWRITE		INTEGER	Number of successful CWRITES. From A08IXSCW.
IX_BUFFER_READS		INTEGER	Index buffer reads
IX_SUXS_LOOK_ASID		INTEGER	Index success asides
IX_BUFFER_READS		INTEGER	Number of buffer reads. From A08IXBFR.
IX_SUXS_LOOK_ASID		INTEGER	Number of successful look asides. From A08IXSLA.
LOOKASIDES		INTEGER	Number of read requests that VSAM could satisfy without I/O. From A08BKBFF.
MAX_KEY_LENGTH		INTEGER	Maximum key length of any VSAM data using the pool, in bytes. From A08BKKYL.
NONUSR_IX_BUF_WRI		INTEGER	Number of non-user initiated buffer writes. From A08NIXBW.
NUM_INDEX_BUFFER		INTEGER	Number of index buffers of this size. From A08NIXBF.
NUM_OF_HIPERSPACE		INTEGER	Number of hiperspace buffers specified for pool. From A08BKHBN.
NUM_OF_NONUSR_WRIT		INTEGER	Number of write I/Os caused by a shortage of buffers for read operations. From A08BKNUW.
NUM_OF_USR_WRITES		INTEGER	Number of user-initiated I/O write operations. From A08BKUIW.
POOL_CREATE_TIME		TIME	Local time when the LSR pool was created. From A08LBKCD A08BKCTD.
POOL_DELETED_TIME		TIME	Local time when the LSR pool was deleted. From A08LBKDD A08BKDTD.
RECORD_INCOMPLETE		CHAR(3)	Contains YES if the CICS statistics record is incomplete. From SMFSTICD.
RECORD_TYPE		CHAR(3)	Type of CICS statistics record. Can be USS (Unsolicited), EOD (End of day), REQ (Requested), or INT (Interval). From SMFSTRQT.
RECORD_VERSION		CHAR(4)	CICS Version and Release that wrote this record; for example, 0330. From SMFSTRVN.
STRING_PEAK_USED		INTEGER	Peak number of active strings. CICS does reset this to the current number of active strings. From A08BKHAS.
STRING_PEAK_WAIT		INTEGER	Peak number of requests that waited for a string. CICS does reset this to the current number of waiting requests. From A08BKHSW.
STRINGS		INTEGER	Number of strings. From A08BKSTN.

CICS statistics component data tables

Column name		Data type	Description
STRING_WAITS		INTEGER	Number of requests that waited for a string. CICS does reset this to zero. From A08BKTSW.
USR_IX_BUFFER_WRI		INTEGER	Number of user initiated buffer writes. From A08UIXBW.

CICS_S_LSR_POOL_D

This table provides daily data about the local shared resources (LSR) pool buffers and strings. The counters are never reset; except for the three string statistics, the counters contain the highest values from the CICS_S_LSR_POOL_T table. It contains consolidated data from the CICS_S_LSR_POOL_T table.

The default retention period for this table is 30 days.

Column name		Data type	Description
DATE	K	DATE	Date when the statistics records were written to SMF. From SMFSTDTE.
PERIOD_NAME	K	CHAR(8)	Name of the period. This is derived using fields SMFSTSID, SMFSTDTE, and SMFSTTME from the record as parameters in the PERIOD function.
MVS_SYSTEM_ID	K	CHAR(4)	MVS system ID. This is the SMF system ID. From SMFSTSID.
CICS_SYSTEM_ID	K	CHAR(8)	CICS generic APPLID. This is the VTAM application ID used when requesting a session with this CICS system. From SMFSTPRN.
POOL_NUMBER	K	INTEGER	LSR pool identifier, from 1 to 8. From A08SRPID.
BUFFER_SIZE	K	CHAR(6)	LSR buffer size, in bytes. From A08BKBSZ.
BUFFERS		INTEGER	Number of data buffers of this size. From A08BKBFN.
DATA_BUFF_CNT		INTEGER	Number of buffers used by the pool. (Data buffers, if there are separate data and index pools, else total for data and index). From A08TOBFN_DATA.
DATA_BUFF_LLA		INTEGER	Number of successful lookasides, where data was found, avoiding an IO. (Data buffers, if there are separate data and index pools, else total for data and index). From A08TOBFF_DATA.
DATA_BUFF_READ		INTEGER	Number of read I/Os to the buffers. (Data buffers, if there are separate data and index pools, else total for data and index). From A08TOFRD_DATA.
DATA_BUFF_WRITE_N		INTEGER	Number of non-user-initiated write I/Os. (Data buffers, if there are separate data and index pools, else total for data and index). From A08TONUW_DATA.
DATA_BUFF_WRITE_U		INTEGER	Number of user-initiated write I/Os. (Data buffers, if there are separate data and index pools, else total for data and index). From A08TOUIW_DATA.
DATAH_BUFF_CNT		INTEGER	Number of hiperspace buffers. (Data buffers, if there are separate data and index pools, else total for data and index). From A08TOHBN_DATA.
DATAH_BUFF_CREAD		INTEGER	Number of successful CREADs from hiperspace to data buffers. (Data buffers, if there are separate data and index pools, else total for data and index). From A08TOCRS_DATA.

CICS statistics component data tables

Column name		Data type	Description
DATAH_BUFF_CREADF		INTEGER	Number of CREADs that failed. The data was read from DASD, because MVS had withdrawn the space. (Data buffers, if separate data and index pools, else total for data and index). From A08TOCRF_DATA.
DATAH_BUFF_CWRITE		INTEGER	Number of successful CWRITEs from data buffers to hiperspace. (Data buffers, if there are separate data and index pools, else total for data and index). From A08TOWRS_DATA.
DATAH_BUFF_CWRITEF		INTEGER	Number of CWRITEs that failed. There was not enough hiperspace, and VSAM wrote to DASD instead. (Data buffers, if there are separate data and index pools, else total of data and index). From A08TOCWF_DATA.
HIPERSPACE_READ		INTEGER	Number of successful CREAD requests. From A08BKCRS.
HIPERSPACE_WRITE		INTEGER	Number of successful CWRITE requests. From A08BKWRS.
HIPER_INDEX_BUFFER		INTEGER	Number of hiperspace index buffers. From A08HIXBF.
HS_FAILED_READ		INTEGER	Number of failed CREAD requests. MVS withdrew the space and VSAM had to read from DASD. From A08BKCRF.
HS_FAILED_WRITE		INTEGER	Number of failed CWRITE requests, because of a lack of hiperspace. VSAM had to write to DASD. From A08BKCWF.
INDEX_BUFFER_SIZE		INTEGER	Index buffer size. From A08IXBFS.
INDEX_FAIL_CREADS		INTEGER	Number of failed CREADs. From A08IXFCR.
INDEX_FAIL_CWRITE		INTEGER	Number of failed CWRITEs. From A08IXFCW.
INDEX_SUXS_CREADS		INTEGER	Number of successful CREADs. From A08IXSCR.
INDEX_SUXS_CWRITE		INTEGER	Number of successful CWRITEs. From A08IXSCW.
INDX_BUFF_CNT		INTEGER	Number of index buffers, for all buffer sizes. From A08TOBFN_INDXX.
INDX_BUFF_LLA		INTEGER	Number of successful lookasides to index buffers, avoiding IO. From A08TOBFF_INDXX.
INDX_BUFF_READ		INTEGER	Number of read I/Os to the index buffers. From A08TOFRD_INDXX.
INDX_BUFF_WRITE_N		INTEGER	Number of non-user-initiated write I/Os from the index buffers. From A08TONIW_INDXX.
INDX_BUFF_WRITE_U		INTEGER	Number of user-initiated write I/Os from the index buffers. From A08TOUIW_INDXX.
INDXH_BUFF_CNT		INTEGER	Number of hiperspace index buffers. From A08TOHBN_INDXX.
INDXH_BUFF_CREAD		INTEGER	Number of successful CREADs from hiperspace to index buffers. From A08TOCRS_INDXX.
INDXH_BUFF_CREADF		INTEGER	Number of failed CREADs. MVS had withdrawn the space, and VSAM read from DASD. From A08TOCRF_INDXX.
INDXH_BUFF_CWRITE		INTEGER	Number of successful CWRITEs from index buffers to hiperspace. From A08TOWRS_INDXX.
INDXH_BUFF_CWRITEF		INTEGER	Number of failed CWRITEs. There was not enough hiperspace, and VSAM wrote to DASD. From A08TOCWF_INDXX.
IX_BUFFER_READS		INTEGER	Number of buffer reads. From A08IXBFR.
IX_SUXS_LOOK_ASID		INTEGER	Number of successful look asides. From A08IXSLA.
LOOKASIDES		INTEGER	Number of read requests that VSAM could satisfy without I/O. From A08BKBFF.

CICS statistics component data tables

Column name		Data type	Description
MAX_KEY_LENGTH		INTEGER	Maximum key length of any VSAM data using the pool, in bytes. From A08BK KYL.
NONUSR_IX_BUF_WRI		INTEGER	Number of non-user initiated buffer writes. From A08NIXBW.
NUMBER_OF_IO_OPS		INTEGER	Number of I/O operations to the buffers, caused by failure to find the CI in a buffer on a READ request. From A08BKFRD.
NUM_INDEX_BUFFER		INTEGER	Number of index buffers of this size. From A08NIXBF.
NUM_OF_HIPERSPACE		INTEGER	Number of hiperspace buffers specified for pool. From A08BKHBN.
NUM_OF_NONUSR_WRIT		INTEGER	Number of write I/Os caused by a shortage of buffers for read operations. From A08BKNUW.
NUM_OF_USR_WRITES		INTEGER	Number of user-initiated I/O write operations. From A08BKUIW.
STRING_PEAK_USED		INTEGER	Peak number of active strings. CICS does reset this to the current number of active strings. From A08BKHAS.
STRING_PEAK_WAIT		INTEGER	Peak number of requests that waited for a string. CICS does reset this to the current number of waiting requests. From A08BKHSW.
STRINGS		INTEGER	Number of strings. From A08BKSTN.
STRING_WAITS		INTEGER	Number of requests that waited for a string. CICS does reset this to zero. From A08BKTSW.
USR_IX_BUFFER_WRI		INTEGER	Number of user initiated buffer writes. From A08UIXBW.

CICS_S_LSRP_FILE_T

This table provides summary LSR pool data for each file. It contains data from CICS statistics records.

The default retention period for this table is 7 days.

Column name		Data type	Description
DATE	K	DATE	Date when the statistics record was written to SMF. From START.
PERIOD_NAME	K	CHAR(8)	Name of the period. This is derived using fields SMFSTSID, SMFSTDTE, and SMFSTTME from the record as parameters in the PERIOD function.
TIME	K	TIME	Time when the statistics record was written to SMF. From START.
MVS_SYSTEM_ID	K	CHAR(4)	MVS system ID. This is the SMF system ID. From SMFSTSID.
CICS_SYSTEM_ID	K	CHAR(8)	CICS generic APPLID. This is the VTAM application ID used when requesting a session with this CICS system. From SMFSTPRN.
POOL_NUMBER	K	INTEGER	LSR pool number, in the range 1 to 8. From A09SRPID.
FILE_NAME	K	CHAR(8)	CICS file name. From A09DSID.
BUFFER_WAITS		INTEGER	Number of requests that had to wait because all buffers of the right size in the pool were in use. From A09TBW.
BUFFER_WAITS_PEAK		INTEGER	Peak number of requests that had to wait because all buffers of the right size in the pool were in use. From A09HBW.

CICS statistics component data tables

Column name		Data type	Description
DATA_BUFFER_SIZE		INTEGER	Buffer size used for data records. This is the last non-zero value used for the data buffers. From A09DBN.
INDEX_BUFFER_SIZE		INTEGER	Buffer size used for index records. This is the last non-zero value used for the index buffers. From A09IBN.
RECORD_INCOMPLETE		CHAR(3)	Contains YES if the CICS statistics record is incomplete. From SMFSTICD.
RECORD_TYPE		CHAR(3)	Type of CICS statistics record. Can be USS (Unsolicited), EOD (End of day), REQ (Requested), or INT (Interval). From SMFSTRQT.
RECORD_VERSION		CHAR(4)	CICS Version and Release that wrote this record; for example, 0330. From SMFSTRVN.

CICS_S_LSRP_FILE_D

This table provides daily LSR pool data for each file. It contains consolidated data from the CICS_S_LSRP_FILE_T table.

The default retention period for this table is 30 days.

Column name		Data type	Description
DATE	K	DATE	Date when the statistics records were written to SMF. From START.
PERIOD_NAME	K	CHAR(8)	Name of the period. This is derived using fields SMFSTSID, SMFSTDTE, and SMFSTME from the record as parameters in the PERIOD function.
MVS_SYSTEM_ID	K	CHAR(4)	MVS system ID. This is the SMF system ID. From SMFSTSID.
CICS_SYSTEM_ID	K	CHAR(8)	CICS generic APPLID. This is the VTAM application ID used when requesting a session with this CICS system. From SMFSTPRN.
POOL_NUMBER	K	INTEGER	LSR pool number, in the range 1 to 8. From A09SRPID.
FILE_NAME	K	CHAR(8)	CICS file name. From A09DSID.
BUFFER_WAITS		INTEGER	Number of requests that had to wait because all buffers of the right size in the pool were in use. From A09TBW.
BUFFER_WAITS_PEAK		INTEGER	Peak number of requests that had to wait because all buffers of the right size in the pool were in use. From A09HBW.
DATA_BUFFER_SIZE		INTEGER	Buffer size used for data records. This is the last non-zero value used for the data buffers. From A09DBN.
INDEX_BUFFER_SIZE		INTEGER	Buffer size used for index records. This is the last non-zero value used for the index buffers. From A09IBN.

CICS_SMD_SUBP_D

This table provides daily Storage Domain subpool statistics from CICS TS 3.2 (SMF 110, subtype 2). This maps the CICS DFHSMDDS macro.

The default retention period for this table is 30 days.

Column name		Data type	Description
DATE	K	DATE	Date when the statistics record was written to SMF. From SMFSTDTE

CICS statistics component data tables

Column name		Data type	Description
MVS_SYSTEM_ID	K	CHAR(4)	MVS system ID. This is the SMF system ID. From SMFSTSID
CICS_SYSTEM_ID	K	CHAR(8)	CICS generic APPLID. This is the VTAM application ID used when requesting a session with this CICS system. From SMFSTPRN
PERIOD_NAME	K	CHAR(8)	Name of the period. This is derived using fields SMFSTSID, SMFSTDTE, and SMFSTTME from the record as parameters in the PERIOD function
SMD_SUBP_NAME	K	CHAR(8)	Subpool name. From SMDSPN.
SMD_DSA_NAME		CHAR(8)	DSA name. From SMDDSANAME.
SMD_TYPE		CHAR(1)	Element type (fixed/var). From SMDETYPE.
SMD_FIXED_LEN		INTEGER	Length (if fixed length). From SMDFLEN.
SMD_ELEM_CHAIN		CHAR(1)	Element chaining (yes/no?). From SMDELCHN.
SMD_BOUNDARY		INTEGER	Boundary. From SMDBNDRY.
SMD_LOCATION		CHAR(10)	Above/below/AboveBar. From SMDLOCN.
SMD_ACCESS		CHAR(10)	CICS/User/ReadOnly. From SMDACCESS.
SMD_DSA_INDEX		CHAR(5)	CDSA/SDSA/RDSA/ ECDSA/ESDSA/ ERDSA/GCDSA. From SMDDSAINDEX.
SMD_INIT_FREE		INTEGER	Initial free value. From SMDIFREE.
SMD_GETMAIN_REQ		FLOAT	Number of Getmain reqs. From SMDGMREQ.
SMD_FREEMAIN_REQ		FLOAT	Number of Freemain reqs. From SMDFMREQ.
SMD_SUM_ELM_LEN		FLOAT	Sum of all element lengths. From SMDCES.
SMD_CURR_PGE_STOR		FLOAT	Current page storage. From SMDCPS.
SMD_CURR_ELM		FLOAT	Current number of elements. From SMDCELEM.
SMD_PAGE_HWM		FLOAT	High Water Mark Page Storage. From SMDHWMP.

CICS_SMD_SUBP_H

This table provides hourly Storage Domain subpool statistics from CICS TS 3.2 (SMF 110, subtype 2). This maps the CICS DFHSMDDS macro.

The default retention period for this table is 7 days.

Column name		Data type	Description
DATE	K	DATE	Date when the statistics record was written to SMF. From SMFSTDTE
TIME	K	TIME	Time when the statistics record was written to SMF. From SMFSTTME
MVS_SYSTEM_ID	K	CHAR(4)	MVS system ID. This is the SMF system ID. From SMFSTSID
CICS_SYSTEM_ID	K	CHAR(8)	CICS generic APPLID. This is the VTAM application ID used when requesting a session with this CICS system. From SMFSTPRN
PERIOD_NAME	K	CHAR(8)	Name of the period. This is derived using fields SMFSTSID, SMFSTDTE, and SMFSTTME from the record as parameters in the PERIOD function
SMD_SUBP_NAME	K	CHAR(8)	Subpool name. From SMDSPN.

CICS statistics component data tables

Column name		Data type	Description
SMD_ACCESS		CHAR(10)	CICS/User/ReadOnly. From SMDACCESS.
SMD_BOUNDARY		INTEGER	Boundary. From SMDBNDRY.
SMD_CURR_ELM		FLOAT	Current number of elements. From SMDCELEM.
SMD_CURR_PGE_STOR		FLOAT	Current page storage. From SMDPCPS.
SMD_DSA_NAME		CHAR(8)	DSA name. From SMDDSANAME.
SMD_DSA_INDEX		CHAR(5)	CDSA/SDSA/RDSA/ ECDSA/ESDSA/ ERDSA/GCDSA. From SMDDSAINDEX.
SMD_ELEM_CHAIN		CHAR(1)	Element chaining (yes/no?). From SMDELCHN.
SMD_FIXED_LEN		INTEGER	Length (if fixed length). From SMDFLEN.
SMD_FREEMAIN_REQ		FLOAT	Number of Freemain reqs. From SMDFMREQ.
SMD_GETMAIN_REQ		FLOAT	Number of Getmain reqs. From SMDGMREQ.
SMD_INIT_FREE		INTEGER	Initial free value. From SMDIFREE.
SMD_LOCATION		CHAR(10)	Above/below/AboveBar. From SMDLOCN.
SMD_PAGE_HWM		FLOAT	High Water Mark Page Storage. From SMDHWMPS.
SMD_SUM_ELM_LEN		FLOAT	Sum of all element lengths. From SMDCES.
SMD_TYPE		CHAR(1)	Element type (fixed/var). From SMDETYPE.

CICS_S_MONITOR_T

This table provides detailed data on the monitoring domain. It contains data from CICS statistics records (SMF 110, subtype 2).

The default retention period for this table is 7 days.

Column name		Data type	Description
DATE	K	DATE	Date when the statistics record was written to SMF. From START.
PERIOD_NAME	K	CHAR(8)	Name of the period. This is derived using fields SMFSTSID, SMFSTDTE, and SMFSTTME from the record as parameters in the PERIOD function.
TIME	K	TIME	Time when the statistics record was written to SMF. From START.
MVS_SYSTEM_ID	K	CHAR(4)	MVS system ID. This is the SMF system ID. From SMFSTSID.
CICS_SYSTEM_ID	K	CHAR(8)	CICS generic APPLID. This is the VTAM application ID used when requesting a session with this CICS system. From SMFSTPRN.
DATA_COMPR_STAT		CHAR(10)	Data Compression Option.
DPL_RESOURCE_LMT		INTEGER	The maximum number of distributed program links for which transaction resource monitoring is being performed. From MNGDPLRL.
EXCEPT_RECORDS		INTEGER	Number of exception records written to SMF. From MNGER.
EXCEPT_REC_SUPPR		INTEGER	Number of exception records suppressed by the global user exit XMNOUT. From MNGERS.
FILE_RES_LIMIT		FLOAT	File Resource Limit.

CICS statistics component data tables

Column name		Data type	Description
ID_RECS_COUNT		FLOAT	The number of identity class records scheduled for output to SMF. From MNGIR.
ID_RECS_EXIT_CT		FLOAT	The number of identity class records suppressed by a global user exit program at exit point. From MNGIRS.
MAXAVG_COMP_REC		INTEGER	Max Avg Compressed record length.
MAXAVG_UNCOMP_REC		INTEGER	Max Avg Uncompressed record length.
MINAVG_COMP_REC		INTEGER	Min Avg Compressed recordlength.
MINAVG_UNCOMP_REC		INTEGER	Min Avg Uncompressed record length.
PERFORM_RECORDS		INTEGER	Number of performance records scheduled for output to SMF (both written and pending write). From MNGPR.
PERFORM_REC_SUPPR		INTEGER	Number of performance records suppressed by the global user exit XMNOUT. From MNGPRS.
RECORD_INCOMPLETE		CHAR(3)	Contains YES if the CICS statistics record is incomplete. From SMFSTICD.
RECORD_TYPE		CHAR(3)	Type of CICS statistics record. Can be USS (Unsolicited), EOD (End of day), REQ (Requested), or INT (Interval). From SMFSTRQT.
RECORD_VERSION		CHAR(4)	CICS Version and Release that wrote this record; for example, 0330. From SMFSTRVN.
RES_RECS_COUNT		FLOAT	No. Resource records.
RES_RECS_EXIT_CT		FLOAT	No. Resource records supp.by exit.
SMF_ERRORS		INTEGER	Number of SMF write fails, for example when SMF is inactive. From MNGSMFE.
SMF_RECORDS		INTEGER	Number of SMF records written to the SMF data set. From MNGSMFR.
SMF_RECS_COMPRESS		FLOAT	No. SMF records compressed
SMF_RECS_NOT_COMP		FLOAT	No. SMF records not compressed.
SYSEVENT_ERRORS		INTEGER	Number of failed SYSEVENT writes. From MNGSYSEE.
SYSEVENT_RECORDS		INTEGER	Number of SYSEVENT notification records written to the MVS SRM (for later processing by RMF). From MNGSYSER.
TSQ_RES_LIMIT		FLOAT	Tsqueue Resource Limit.
WLM_ADDR_SERVER		CHAR(10)	WLM Address Space Serverstatus.
WLM_CPU_CRIT		CHAR(15)	WLM CPU Critical.
WLM_GOAL_IMPORT		INTEGER	WLM goal importance.
WLM_GOAL_TYPE		CHAR(15)	WLM Goal type.
WLM_GOAL_VALUE		INTEGER	WLM goal value.
WLM_MODE		CHAR(15)	Workload Management Mode.
WLM_OWN_WLOADNM		CHAR(8)	WLM Owing Workload Name.
WLM_RES_GRPNM		CHAR(8)	WLM Resource Group name – if any.
WLM_REP_CLSNM		CHAR(8)	WLM Report Class name – if any.
WLM_SERV_CLASS		CHAR(8)	WLM Service Class name – if any.
WLM_STORE_CRIT		CHAR(15)	WLM Storage Critical.

CICS_S_MONITOR_D

This table provides daily data on the monitoring domain. It contains consolidated data from the CICS_S_MONITOR_T table.

The default retention period for this table is 30 days.

Column name		Data type	Description
DATE	K	DATE	Date when the statistics records were written to SMF. From START.
PERIOD_NAME	K	CHAR(8)	Name of the period. This is derived using fields SMFSTSID, SMFSTDTE, and SMFSTTME from the record as parameters in the PERIOD function.
MVS_SYSTEM_ID	K	CHAR(4)	MVS system ID. This is the SMF system ID. From SMFSTSID.
CICS_SYSTEM_ID	K	CHAR(8)	CICS generic APPLID. This is the VTAM application ID used when requesting a session with this CICS system. From SMFSTPRN.
DPL_RESOURCE_LMT		INTEGER	The maximum number of distributed program links for which transaction resource monitoring is being performed. From MNGDPLRL.
EXCEPT_RECORDS		INTEGER	Number of exception records written to SMF. From MNGER.
EXCEPT_REC_SUPPR		INTEGER	Number of exception records suppressed by the global user exit XMNOUT. From MNGERS.
FILE_RES_LIMIT		FLOAT	File Resource Limit.
ID_RECS_COUNT		FLOAT	The number of identity class records scheduled for output to SMF. From MNGIR.
ID_RECS_EXIT_CT		FLOAT	The number of identity class records suppressed by a global user exit program at exit point. From MNGIRS.
PERFORM_RECORDS		INTEGER	Number of performance records scheduled for output to SMF (both written and pending write). From MNGPR.
PERFORM_REC_SUPPR		INTEGER	Number of performance records suppressed by the global user exit XMNOUT. From MNGPRS.
SMF_ERRORS		INTEGER	Number of SMF write fails, for example when SMF is inactive. From MNGSMFE.
SMF_RECORDS		INTEGER	Number of SMF records written to the SMF data set. From MNGSMFR.
SMF_RECS_COMPRESS		FLOAT	No. SMF records compressed
RES_RECS_COUNT		FLOAT	No. Resource records.
RES_RECS_EXIT_CT		FLOAT	No. Resource records supp. by exit.
SMF_RECS_NOT_COMP		FLOAT	No. SMF records not compressed.
SYSEVENT_ERRORS		INTEGER	Number of failed SYSEVENT writes. From MNGSYSEE.
SYSEVENT_RECORDS		INTEGER	Number of SYSEVENT notification records written to the MVS SRM (for later processing by RMF). From MNGSYSER.
TSQ_RES_LIMIT		FLOAT	Tsqueue Resource Limit.

CICS_S_NC_LSTRUC_T

This table provides detailed Named Counter server list structure usage and access statistics. For CICS/TS V1.3 and later, this maps the DFHNCS4K record.

The default retention period for this table is 7 days.

CICS statistics component data tables

Column name		Data type	Description
DATE	K	DATE	Date when the statistics record was written to SMF. From SMFSTDTE.
PERIOD_NAME	K	CHAR(8)	Name of the period. This is derived using fields SMFSTSID, SMFSTDTE, and SMFSTTME from the record as parameters in the PERIOD function.
TIME	K	TIME	Time when the statistics record was written to SMF. From SMFSTTME.
MVS_SYSTEM_ID	K	CHAR(4)	MVS system ID. This is the SMF system ID. From SMFSTSID.
CICS_SYSTEM_ID	K	CHAR(8)	CICS generic APPLID. This is the VTAM application ID used when requesting a session with this CICS system. From SMFSTPRN.
NC_LSTRUCT_NAME	k	CHAR(16)	Complete name of the list structure. From S4NAME.
NC_CONNECT_NAME	K	CHAR(16)	Name for the connection to structure. From S4CNNAME.
NC_ALLOC_SIZE_MAX		FLOAT	Maximum size to which this structure could be altered. From S4SIZEMX.
NC_ALLOCATED_SIZE		FLOAT	Allocated size for the list structure. From S4SIZE.
NC_ASYNC_RESP		FLOAT	Number of requests for which completion was asynchronous. From S4ASYCT.
NC_BROWSE_REQS		FLOAT	Number of inquire KGE requests. From S4KGECT.
NC_CREATE_REQS		FLOAT	Number of create requests. From S4CRECT.
NC_DELETE_REQS		FLOAT	Number of delete requests. From S4DELCT.
NC_GET_INCR_REQS		FLOAT	Number of get and increment requests. From S4GETCT.
NC_INQUIRE_REQS		FLOAT	Number of inquire KEQ requests. From S4KEQCT.
NC_IO_ERR		FLOAT	Number of times that some other error code was returned by IXLLIST. From S4SRP6CT.
NC_LISTCHK_FAIL		FLOAT	Number of times that a list authority comparison failed, usually meaning that the table is in the process of being deleted. From S4SRP4CT.
NC_LISTSTR_FULL		FLOAT	Number of times that the list structure became full. From S4SRP5CT.
NC_NORMAL_RESP		FLOAT	Number of normal responses. From S4SRP1CT.
NC_NOTFOUND_RESP		FLOAT	Number of times that the specified entry (table or item) was not found. From S4SRP2CT.
NC_SET_REQS		FLOAT	Number of set requests. From S4SETCT.
NC_SMR_STR_UNAVAIL		FLOAT	Structure temporarily unavailable, during system-managed rebuild. From S4RSP7CT
NC_USED_ENTR_MAX		FLOAT	Maximum number of entries currently in use. From S4ENTRHI.
NC_USED_ENTR_MIN		FLOAT	Minimum number of entries currently in use. From S4ENTRLO.
NC_VERSCHK_FAIL		FLOAT	Number of times that a version check failed for an entry being updated, indicating that another task had updated it first. From S4SRP3CT.

CICS_S_NC_LSTRUC_D

This table provides daily Named Counter server list structure usage and access statistics. For CICS/TS V1.3 and later, this maps the DFHNCS4K record.

The default retention period for this table is 30 days.

Column name		Data type	Description
DATE	K	DATE	Date when the statistics record was written to SMF. From SMFSTDTE.
PERIOD_NAME	K	CHAR(8)	Name of the period. This is derived using fields SMFSTSID, SMFSTDTE, and SMFSTTME from the record as parameters in the PERIOD function.
MVS_SYSTEM_ID	K	CHAR(4)	MVS system ID. This is the SMF system ID. From SMFSTSID.
CICS_SYSTEM_ID	K	CHAR(8)	CICS generic APPLID. This is the VTAM application ID used when requesting a session with this CICS system. From SMFSTPRN.
NC_LSTRUCT_NAME	K	CHAR(16)	Complete name of the list structure. From S4NAME.
NC_CONNECT_NAME	k	CHAR(16)	Name for the connection to structure. From S4CNAME.
NC_ALLOC_SIZE_MAX		FLOAT	Maximum size to which this structure could be altered. From S4SIZEMX.
NC_ALLOCATED_SIZE		FLOAT	Allocated size for the list structure. From S4SIZE.
NC_ASYNC_RESP		FLOAT	Number of requests for which completion was asynchronous. From S4ASYCT.
NC_BROWSE_REQS		FLOAT	Number of inquire KGE requests. From S4KGECT.
NC_CREATE_REQS		FLOAT	Number of create requests. From S4CRECT.
NC_DELETE_REQS		FLOAT	Number of delete requests. From S4DELCT.
NC_GET_INCR_REQS		FLOAT	Number of get and Increment requests. From S4GETCT.
NC_INQUIRE_REQS		FLOAT	Number of inquire KEQ requests. From S4KEQCT.
NC_IO_ERR		FLOAT	Number of times that some other error code was returned by IXLLIST. From S4SRP6CT.
NC_LISTCHK_FAIL		FLOAT	Number of times that a list authority comparison failed, usually meaning that the table is in the process of being deleted. From S4SRP4CT.
NC_LISTSTR_FULL		FLOAT	Number of times that the list structure became full. From S4SRP5CT.
NC_NORMAL_RESP		FLOAT	Number of normal responses. From S4SRP1CT.
NC_NOTFOUND_RESP		FLOAT	Number of times that the specified entry (table or item) was not found. From S4SRP2CT.
NC_SET_REQS		FLOAT	Number of set requests. From S4SETCT.
NC_SMR_STR_UNAVAIL		FLOAT	Structure temporarily unavailable, during system-managed rebuild. From S4SRP7CT
NC_USED_ENTR_MAX		FLOAT	Maximum number of entries currently in use. From S4ENTRHI.
NC_USED_ENTR_MIN		FLOAT	Minimum number of entries currently in use. From S4ENTRLO.
NC_VERSCHK_FAIL		FLOAT	Number of times that a version check failed for an entry being updated, indicating that another task had updated it first. From S4SRP3CT.

CICS statistics component data tables

CICS_S_NCS_STOR_T

This table provides detailed Named Counter server storage statistics. For CICS/TS V1.3 and later, this maps the DFHNCS5K record.

The default retention period for this table is 7 days.

Column name		Data type	Description
DATE	K	DATE	Date when the statistics record was written to SMF. From SMFSTDTE.
PERIOD_NAME	K	CHAR(8)	Name of the period. This is derived using fields SMFSTSID, SMFSTDTE, and SMFSTTME from the record as parameters in the PERIOD function.
TIME	K	TIME	Time when the statistics record was written to SMF. From SMFSTTME.
MVS_SYSTEM_ID	K	CHAR(4)	MVS system ID. This is the SMF system ID. From SMFSTSID.
CICS_SYSTEM_ID	K	CHAR(8)	CICS generic APPLID. This is the VTAM application ID used when requesting a session with this CICS system. From SMFSTPRN.
NC_STORPOOL	K	CHAR(8)	Name of the storage pool AXMPGANY or AXMPGLOW. From S5ANYNAM or S5LOWNAM.
NC_ADDRESS		FLOAT	Address of the storage pool area. From S5ANYPTR or S5LOWPTR.
NC_COMPRESS		FLOAT	Number of compress (defragmentation) attempts. From S5ANYRQC or S5LOWRQC.
NC_FREE_REQS		FLOAT	Number of storage free requests. From S5ANYRQS or S5LOWRQS.
NC_FREEPAGE_LOW		FLOAT	Lowest number of free pages (since reset). From S5ANYLO or S5LOWLO.
NC_GET		FLOAT	Number of storage get requests. From S5ANYRQG or S5LOWRQG.
NC_GET_FAILED		FLOAT	Number of get requests that failed to obtain storage. From S5ANYRQF or S5LOWRQF.
NC_PAGES_FREE		FLOAT	Number of free pages in the storage pool. From S5ANYFR or S5LOWFR.
NC_PAGES_TOT		FLOAT	Total number of pages in the storage pool. From S5ANYMX or S5LOWMX.
NC_PAGES_USED		FLOAT	Number of used pages in the storage pool. From S5ANYUS or S5LOWUS.
NC_SIZE		FLOAT	Size of the storage pool. From S5ANYSIZ or S5LOWSIZ.

CICS_S_PIPELINE_T

This table provides details of various attribute settings of each PIPELINE definition. A total use count for all PIPELINE definitions is also available. It contains data from CICS statistics records (SMF 110, subtype 2 std 105). For CICS/TS V3.1 and later, it takes information from the DFHPIRDS CICS dsect.).

The default retention period for this table is 7 days.

CICS statistics component data tables

Column name		Data type	Description
DATE	K	DATE	Date when the statistics record was written to SMF. From SMFSTDTE.
PERIOD_NAME	K	CHAR(8)	Name of the period. This is derived using fields SMFSTSID, SMFSTDTE, and SMFSTTME from the record as parameters in the PERIOD function.
TIME	K	TIME	Time when the statistics record was written to SMF. From SMFSTTME.
MVS_SYSTEM_ID	K	CHAR(4)	MVS system ID. This is the SMF system ID. From SMFSTSID.
CICS_SYSTEM_ID	K	CHAR(8)	CICS generic APPLID. This is the VTAM application ID used when requesting a session with this CICS system. From SMFSTPRN.
PIPELINE_NAME	K	CHAR(8)	The name of the PIPELINE resource definition. From PIRPIPNM.
CONFIG_FILE		VARCHAR(254)	The name of the HFS file that provides information about the message handlers and their configuration. From PIRCONF.
SHELF_DIRECTORY		VARCHAR(254)	The fully qualified name of the shelf directory for the PIPELINE definition. From PIRSHDIR.
WSDIR_PICKUP_DIR		VARCHAR(254)	The fully qualified name of the Web service binding directory (also known as the pickup directory). From PIRWSDIR.
PIPELINE_USE_COUNT		FLOAT	The number of times this PIPELINE resource definition was used to install a Web service or to process a Web service request. From PIRUSECNT.

CICS_S_PROGRAM_T

This table provides detailed program statistics. It contains data from CICS statistics records (loader domain resource statistics). It maps the DFHLDRDS record.

The default retention period for this table is 7 days.

Column name		Data type	Description
DATE	K	DATE	Date when the statistics record was written to SMF. From SMFSTDTE.
PERIOD_NAME	K	CHAR(8)	Name of the period. This is derived using fields SMFSTSID, SMFSTDTE, and SMFSTTME from the record as parameters in the PERIOD function.
TIME	K	TIME	Time when the statistics record was written to SMF. From SMFSTTME.
MVS_SYSTEM_ID	K	CHAR(4)	MVS system ID. This is the SMF system ID. From SMFSTSID.
CICS_SYSTEM_ID	K	CHAR(8)	CICS generic APPLID. This is the VTAM application ID used when requesting a session with this CICS system. From SMFSTPRN.
PROGRAM_NAME	K	CHAR(8)	Name of program. From LDRPNAME.
AUTOINST_ATTEMPTS		INTEGER	Number of times that a program autoinstall was attempted. For CICS V4 and later. From PGGATT.
AUTOINST_FAIL_CNT		INTEGER	Number of times that a program autoinstall failed due to reasons other than rejects. Examples: the URM program did not provide valid attributes, or the model name specified by the URM was not defined. For CICS V4 and later. From PGGFAIL.

CICS statistics component data tables

Column name		Data type	Description
AUTOINST_REJECTS		INTEGER	Number of times that a program autoinstall request was rejected by the program autoinstall URM program. For CICS V4 and later. From PGGREJ.
DFHRPL_REOPENED		INTEGER	Number of times the loader received an end-of-extent condition during a LOAD, successfully closed and re-opened the DFHRPL library, and retried the LOAD. For CICS V4 and later. From LDGDREBS.
FETCH_AVG_SEC		FLOAT	Average time taken to perform a fetch, in seconds. Calculated as LDRFT/(LDRFC*62500).
FETCHES		INTEGER	Number of times the loader domain has issued an MVS LOAD request. From LDRFC.
FETCH_SEC		FLOAT	Time taken to perform all fetches, in seconds. Calculated as LDRFT/62500.
LIB_DSNAME		CHAR(44)	Program library dsname. From LDRLBDNM.
LIB_NAME		CHAR(8)	Program library name. From LDRLBNM.
LIBRARY_LOAD_REQ		INTEGER	Number of times the loader has issued an MVS LOAD request to load programs from the DFHRPL library concatenation into CICS managed storage. Modules in the LPA are not included. For CICS V4 and later. From LDGLLR.
LIB_SRCH_ORD_UP_T		FLOAT	Library search order update time. From LDGLSORT.
LIB_SRCH_ORD_UP		INTEGER	Library search order updates. From LDGLBSOU.
LOAD_REQUESTS		INTEGER	Number of times CICS tasks within the system have issued load requests to the loader domain. From LDRTU.
LOAD_SEC		FLOAT	Time, in seconds, taken for the number of library loads indicated by LIBRARY_LOAD_REQ. For CICS V4 and later. From LDGLLT.
LOAD_SEC_AVG		FLOAT	Average time, in seconds, to load a program. For CICS V4 and later. Calculated as LDGLLT/LDGLLR.
LOADW_SRCH_ORD_UP		INTEGER	Load waits due to search order update. From LDGLWSOU.
LOCATION		CHAR(7)	Location of the program in storage, if loaded. From LDRLOCN.
NEW_COPIES		INTEGER	Number of times a NEWCOPY has been requested. From LDRTN.
NOT_USED_AVG_SEC		FLOAT	Average time, in seconds, that a program is eligible for removal from storage by the DPSC mechanism. For CICS V4 and later. Calculated as LDGDPSCT/LDGDPSCR.
NOT_USED_PROGRAMS		INTEGER	Number of programs on the Not-In-Use (NIU) queue. For CICS V4 and later. From LDGPROGNIU.
NOT_USED_RECLAIMS		INTEGER	Number of reclaims made from the Not-In-Use (NIU) queue. Reclaims occur when a request is issued for programs currently in the Not-In-Use queue. For CICS V4 and later. From LDGRECNIU.
NOT_USED_SEC		FLOAT	Time, in seconds, that all programs spent in the Not-In-Use (NIU) queue. For CICS V4 and later. From LDGDPSCT.
NOT_USED_STOR_KB		INTEGER	Current amount of storage, in kilobytes, that is occupied by Not-In-Use (NIU) programs. For CICS V4 and later. From LDGSTGNIU.
PROGRAM_SIZE		INTEGER	Size of the program, in bytes. From LDRPSIZE.

CICS statistics component data tables

Column name		Data type	Description
PROGRAMS_REMOVED		INTEGER	Number of program instances removed from storage by the Dynamic Program Storage Compression (DPSC) mechanism. For CICS V4 and later. From LDGDPSCR.
PROGRAM_USES		INTEGER	Number of uses of any program by the CICS system. For CICS V4 and later. From LDGPPUSES.
RECORD_INCOMPLETE		CHAR(3)	Contains YES if the CICS statistics record is incomplete. From SMFSTICD.
RECORD_TYPE		CHAR(3)	Type of CICS statistics record. Can be USS (Unsolicited), EOD (End of day), REQ (Requested), or INT (Interval). From SMFSTRQT.
RECORD_VERSION		CHAR(4)	CICS Version and Release that wrote this record; for example, 0330. From SMFSTRVN.
REQ_PEAK_WAIT		INTEGER	Peak number of suspended tasks. For CICS V4 and later. From LDGWLRHW.
REQ_TIMES_AT_PEAK		INTEGER	Number of times the peak indicated by REQ_PEAK_WAIT was reached. For CICS V4 and later. From LDGHWMT.
REQ_WAITED		INTEGER	Number of loader domain requests forced to suspend due to operations like NEWCOPY requests, LPA search, or physical load in progress. This does not include currently waiting tasks. For CICS V4 and later. From LDGWTDLR.
REQ_WAITING		INTEGER	Number of loader domain requests currently forced to suspend due to other operations like: NEWCOPY requests, LPA search or physical load in progress. For CICS V4 and later. From LDGWLR.
RPL_OFFSET		INTEGER	Offset into the DFHRPL DD concatenation. The first data set is offset 0. From LDRRPLD.
TIMES_REMOVED		INTEGER	Number of times an instance of this program has been removed. From LDRRPC.
WAIT_TIME		FLOAT	Time, in seconds, that the suspended requests counted by REQ_WAITED spent waiting. For CICS V4 and later. From LDGTTW.

CICS_S_PROGRAM_D

This table provides daily statistics on programs in the CICS system. It contains summarized data from the CICS_S_PROGRAM_T table.

The default retention period for this table is 30 days.

Column name		Data type	Description
DATE	K	DATE	Date when the statistics records were written to SMF. From SMFSTDTE.
PERIOD_NAME	K	CHAR(8)	Name of the period. This is derived using fields SMFSTSID, SMFSTDTE, and SMFSTTME from the record as parameters in the PERIOD function.
MVS_SYSTEM_ID	K	CHAR(4)	MVS system ID. This is the SMF system ID. From SMFSTSID.
CICS_SYSTEM_ID	K	CHAR(8)	CICS generic APPLID. This is the VTAM application ID used when requesting a session with this CICS system. From SMFSTPRN.
PROGRAM_NAME	K	CHAR(8)	Name of program. From LDRPNAME.

CICS statistics component data tables

Column name		Data type	Description
AUTOINST_ATTEMPTS		INTEGER	Number of times that a program autoinstall was attempted. For CICS V4 and later. From PGATT.
AUTOINST_FAIL_CNT		INTEGER	Number of times that a program autoinstall failed due to reasons other than rejects. Examples: the URM program did not provide valid attributes, or the model name specified by the URM was not defined. For CICS V4 and later. From PGGFAIL.
AUTOINST_REJECTS		INTEGER	Number of times that a program autoinstall request was rejected by the program autoinstall URM program. For CICS V4 and later. From PGGREJ.
DFHRPL_REOPENED		INTEGER	Number of times the loader received an end-of-extent condition during a LOAD, successfully closed and re-opened the DFHRPL library, and retried the LOAD. For CICS V4 and later. From LDGDREBS.
FETCH_AVG_SEC		FLOAT	Average time taken to perform a fetch, in seconds. Calculated as LDRFT/(LDRFC*62500).
FETCHES		INTEGER	Number of times the loader domain has issued an MVS LOAD request. From LDRFC.
FETCH_SEC		FLOAT	Time taken to perform all fetches, in seconds. Calculated as LDRFT/62500.
LIBRARY_LOAD_REQ		INTEGER	Number of times the loader has issued an MVS LOAD request to load programs from the DFHRPL library concatenation into CICS managed storage. Modules in the LPA are not included. For CICS V4 and later. From LDGLLR.
LIB_SRCH_ORD_UP_T		FLOAT	Library search order update time. From LDGLSORT.
LIB_SRCH_ORD_UP		INTEGER	Library search order updates. From LDGLBSOU.
LOAD_REQUESTS		INTEGER	Number of times CICS tasks within the system have issued load requests to the loader domain. From LDRTU.
LOAD_SEC		FLOAT	Time, in seconds, taken for the number of library loads indicated by LIBRARY_LOAD_REQ. For CICS V4 and later. From LDGLLT.
LOADW_SRCH_ORD_UP		INTEGER	Load waits due to search order update. From LDGLWSOU.
NEW_COPIES		INTEGER	Number of times a NEWCOPY has been requested. From LDRTN.
NOT_USED_RECLAIMS		INTEGER	Number of reclaims made from the Not-In-Use (NIU) queue. Reclaims occur when a request is issued for programs currently in the Not-In-Use queue. For CICS V4 and later. From LDGRECNUI.
NOT_USED_SEC		FLOAT	Time, in seconds, that all programs spent in the Not-In-Use (NIU) queue. For CICS V4 and later. From LDGDPST.
PROGRAM_SIZE		INTEGER	Size of the program, in bytes. From LDRPSIZE.
PROGRAMS_REMOVED		INTEGER	Number of program instances removed from storage by the Dynamic Program Storage Compression (DPSC) mechanism. For CICS V4 and later. From LDGDPSCR.
REQ_PEAK_WAIT		INTEGER	Peak number of suspended tasks. For CICS V4 and later. From LDGWLRRHW.
REQ_TIMES_AT_PEAK		INTEGER	Number of times the peak indicated by REQ_PEAK_WAIT was reached. For CICS V4 and later. From LDGHWMT.

Column name		Data type	Description
REQ_WAITED		INTEGER	Number of loader domain requests forced to suspend due to operations like NEWCOPY requests, LPA search, or physical load in progress. This does not include currently waiting tasks. For CICS V4 and later. From LDGWTDLR.
TIMES_REMOVED		INTEGER	Number of times an instance of this program has been removed. From LDRRPC.
WAIT_TIME		FLOAT	Time, in seconds, that the suspended requests counted by REQ_WAITED spent waiting. For CICS V4 and later. From LDGTTW.

CICS_S_RECOV_MGR_T

This table provides detailed CICS Recovery Manager statistics. For CICS/TS V1.1 and later, this maps the DFHRMGDS record.

The default retention period for this table is 7 days.

Column name		Data type	Description
DATE	K	DATE	Date when the statistics record was written to SMF. From SMFSTDTE.
PERIOD_NAME	K	CHAR(8)	Name of the period. This is derived using fields SMFSTSID, SMFSTDTE, and SMFSTTME from the record as parameters in the PERIOD function.
TIME	K	TIME	Time when the statistics record was written to SMF. From SMFSTTME.
MVS_SYSTEM_ID	K	CHAR(4)	MVS system ID. This is the SMF system ID. From SMFSTSID.
CICS_SYSTEM_ID	K	CHAR(8)	CICS generic APPLID. This is the VTAM application ID used when requesting a session with this CICS system. From SMFSTPRN.
SYNC_FORWARD_NUM		FLOAT	Number of syncpoints that were issued. From RMGSYFWD.
SYNC_BACKWARD_NUM		FLOAT	Number of syncpoint rollbacks that were issued. From RMGSYBWD.
RESYNC_NUM		FLOAT	Number of resyncs that were issued. From RMGRESYN.
TOT_USH_INDFAIL		FLOAT	Total number of UOWs that were shunted for indoubt failure. From RMGTSHIN.
TOT_USH_INDFAIL_TM		FLOAT	Total time that UOWs were shunted for indoubt failure. From RMGTSHTI.
CUR_USH_INDFAIL		FLOAT	Current number of UOWs that were shunted for indoubt failure. From RMGTSHIN.
CUR_USH_INDFAIL_TM		FLOAT	Total time that the current UOWs were shunted for indoubt failure. From RMGTSHTI.
TOT_USH_COM_FAIL		FLOAT	Total number of UOWs that were shunted for commit/backout failure. From RMGTSHRO.
TOT_USH_COM_FAI_TM		FLOAT	Total time that UOWs were shunted for commit/backout failure. From RMGTSHTR.
CUR_USH_COM_FAIL		FLOAT	Current number of UOWs that were shunted for commit/backout failure. From RMGTSHRO.
CUR_USH_COM_FAI_TM		FLOAT	Total time that the current UOWs were shunted for commit/backout failure. From RMGTSHTR.

CICS statistics component data tables

Column name		Data type	Description
IN_ACT_FOR_TRANDEF		FLOAT	Number of forced indoubt action resolutions that were due to the transaction definition specifying that it cannot support indoubt waiting. From RMGIAFTR.
IN_ACT_FOR_TIMEOUT		FLOAT	Number of forced indoubt action resolutions due to the indoubt waiting. From RMGIAFTL.
IN_ACT_FOR_NOWAIT		FLOAT	Number of forced indoubt action resolutions due to a recoverable resource or resource manager coordinator being unable to support indoubt waiting. From RMGIAFNW.
IN_ACT_FOR_OPERAT		FLOAT	Number of forced indoubt action resolutions due to the operator canceling the wait for indoubt resolution. From RMGIAFOP.
IN_ACT_FOR_OTHEREV		FLOAT	Number of forced indoubt action resolutions due to all other reasons other than those previously spelt out. From RMGIAFOT.
IN_ACT_FOR_TDQUEUE		FLOAT	Number of forced indoubt action resolutions due to a recoverable resource or resource manager coordinator being unable to support indoubt waiting. From RMGNWTD.
IN_ACT_FOR_LU61CON		FLOAT	Number of UOW forces that occurred because the UOW uses an LU6.1 intersystem link, which cannot support indoubt waiting. From RMGNW61.
IN_ACT_FOR_MROCON		FLOAT	Number of UOW forces that occurred because the UOW uses an MRO intersystem link to a downlevel CICS region, which cannot support indoubt waiting. From RMGNMRO.
IN_ACT_FOR_RMIEXIT		FLOAT	Number of UOW forces that occurred because the UOW uses an RMI that declared an interest in syncpoint but could not support indoubt waiting. From RMGNRMI.
IN_ACT_FOR_OTHEREX		FLOAT	Number of forced indoubt action resolutions due to a recoverable resource or resource manager coordinator being unable to support indoubt waiting. From RMGWOTH.
IN_ACT_MISMATCHES		FLOAT	Number of forced indoubt action resolutions that a participating resource manager coordinator solved in a different manner from CICS. From RMGIAMIS.

CICS_S_RECOV_MGR_D

This table provides daily CICS Recovery Manager statistics. For CICS/TS V1.1 and later, this maps the DFHRMGDS record.

The default retention period for this table is 30 days.

Column name		Data type	Description
DATE	K	DATE	Date when the statistics record was written to SMF. From SMFSTDTE.
PERIOD_NAME	K	CHAR(8)	Name of the period. This is derived using fields SMFSTSID, SMFSTDTE, and SMFSTTME from the record as parameters in the PERIOD function.
MVS_SYSTEM_ID	K	CHAR(4)	MVS system ID. This is the SMF system ID. From SMFSTSID.
CICS_SYSTEM_ID	K	CHAR(8)	CICS generic APPLID. This is the VTAM application ID used when requesting a session with this CICS system. From SMFSTPRN.
SYNC_FORWARD_NUM		FLOAT	Number of syncpoints that were issued. From RMGSYFWD.

CICS statistics component data tables

Column name		Data type	Description
SYNC_BACKWARD_NUM		FLOAT	Number of syncpoint rollbacks that were issued. From RMGSYBWD.
RESYNC_NUM		FLOAT	Number of resyncs that were issued. From RMGRESYN.
TOT_USH_INDFAIL		FLOAT	Total number of UOWs that were shunted for indoubt failure. From RMGTSHIN.
TOT_USH_INDFAIL_TM		FLOAT	Total time that UOWs were shunted for indoubt failure. From RMGTSHITL.
CUR_USH_INDFAIL		FLOAT	Current number of UOWs that were shunted for indoubt failure. From RMGTSHIN.
CUR_USH_INDFAIL_TM		FLOAT	Total time that the current UOWs were shunted for indoubt failure. From RMGTSHITL.
TOT_USH_COM_FAIL		FLOAT	Total number of UOWs that were shunted for commit/backout failure. From RMGTSHRO.
TOT_USH_COM_FAI_TM		FLOAT	Total time that UOWs were shunted for commit/backout failure. From RMGTSHTR.
CUR_USH_COM_FAIL		FLOAT	Current number of UOWs that were shunted for commit/backout failure. From RMGTSHRO.
CUR_USH_COM_FAI_TM		FLOAT	Total time that the current UOWs were shunted for commit/backout failure. From RMGTSHTR.
IN_ACT_FOR_TRANDEF		FLOAT	Number of forced indoubt action resolutions that were due to the transaction definition specifying that it cannot support indoubt waiting. From RMGIAFTR.
IN_ACT_FOR_TIMEOUT		FLOAT	Number of forced indoubt action resolutions due to the indoubt waiting. From RMGIAFTL.
IN_ACT_FOR_NOWAIT		FLOAT	Number of forced indoubt action resolutions due to a recoverable resource or resource manager coordinator being unable to support indoubt waiting. From RMGIAFNW.
IN_ACT_FOR_OPERAT		FLOAT	Number of forced indoubt action resolutions due to the operator canceling the wait for indoubt resolution. From RMGIAFOP.
IN_ACT_FOR_OTHHEREV		FLOAT	Number of forced indoubt action resolutions due to all other reasons other than those previously spelt out. From RMGIAFOT.
IN_ACT_FOR_TDQUEUE		FLOAT	Number of forced indoubt action resolutions due to a recoverable resource or resource manager coordinator being unable to support indoubt waiting. From RMGNWTD.
IN_ACT_FOR_LU61CON		FLOAT	Number of UOW forces that occurred because the UOW uses an LU6.1 intersystem link, which cannot support indoubt waiting. From RMGNW61.
IN_ACT_FOR_MROCON		FLOAT	Number of UOW forces that occurred because the UOW uses an MRO intersystem link to a downlevel CICS region, which cannot support indoubt waiting. From RMGNMRO.
IN_ACT_FOR_RMIEXIT		FLOAT	Number of UOW forces that occurred because the UOW uses an RMI that declared an interest in syncpoint but could not support indoubt waiting. From RMGNRMI.
IN_ACT_FOR_OTHHEREX		FLOAT	Number of forced indoubt action resolutions due to a recoverable resource or resource manager coordinator being unable to support indoubt waiting. From RMGWOTH.

CICS statistics component data tables

Column name		Data type	Description
IN_ACT_MISMATCHES		FLOAT	Number of forced indoubt action resolutions that a participating resource manager coordinator solved in a different manner from CICS. From RMGIAMIS.

CICS_S_STOR_DOM_T

This table provides detailed domain storage statistics. It maps the DFHSMDDS record.

The default retention period for this table is 7 days.

Column name		Data type	Description
DATE	K	DATE	Date when the statistics record was written to SMF. From START.
PERIOD_NAME	K	CHAR(8)	Name of the period. This is derived using fields SMFSTSID, SMFSTDTE, and SMFSTTME from the record as parameters in the PERIOD function.
TIME	K	TIME	Time when the statistics record was written to SMF. From START.
MVS_SYSTEM_ID	K	CHAR(4)	MVS system ID. This is the SMF system ID. From SMFSTSID.
CICS_SYSTEM_ID	K	CHAR(8)	CICS generic APPLID. This is the VTAM application ID used when requesting a session with this CICS system. From SMFSTPRN.
SUBPOOL_NAME	K	CHAR(8)	Name of the domain subpool. From SMDSPN.
CURRENT_ELEMENTS		INTEGER	Number of storage elements in the subpool. From SMDCELEM.
DSA_IDENTIFIER		CHAR(2)	A unique identifier for the DSA. From SMDDSAINDEX.
DSA_NAME		CHAR(5)	Name of the DSA that the domain subpool is allocated from. From SMDDSANAME.
ELEMENT_BOUNDRY		INTEGER	Boundary on which each element is aligned. From SMDBNDRY.
ELEMENT_CHAINING		CHAR(2)	Indicates whether SM maintains an element chain for the subpool with the addresses and length of each element. From SMDELCHN.
ELEMENTS_LENGTH		INTEGER	Sum of lengths of all the elements in the subpool, in bytes. From SMDCES.
ELEMENT_TYPE		INTEGER	Indicates whether the elements in the subpool are fixed or variable length. From SMDETYPE.
FREEMAINS		INTEGER	Number of FREEMAIN requests. From SMDFMREQ.
GETMAINS		INTEGER	Number of GETMAIN requests. From SMDGMREQ.
INITIAL_FREE_BYTE		INTEGER	Initial free area for the subpool, in bytes. From SMDIFREE.
PAGE_STORAGE_BYTE		INTEGER	Space taken by all pages allocated to the subpool, in bytes. From SMDPCPS.
PAGE_STORAGE_PEAK		INTEGER	Peak page storage allocated to support storage requirements. From SMDHWMP.
RECORD_INCOMPLETE		CHAR(3)	Contains YES if the CICS statistics record is incomplete. From SMFSTICD.
RECORD_TYPE		CHAR(3)	Type of CICS statistics record. Can be USS (Unsolicited), EOD (End of day), REQ (Requested), or INT (Interval). From SMFSTRQT.

Column name		Data type	Description
RECORD_VERSION		CHAR(4)	CICS Version and Release that wrote this record; for example, 0330. From SMFSTRVN.
STORAGE_LOCATION		CHAR(10)	Storage location of this domain subpool. From SMDLOCN.
SUBPOOL_ACCESS		CHAR(4)	Type of access of the subpool. From SMDACCESS.

CICS_S_STOR_DOM_D

This table provides daily statistics on domain storage in the CICS system. It contains summarized data from the CICS_S_STOR_DOM_T table.

The default retention period for this table is 30 days.

Column name		Data type	Description
DATE	K	DATE	Date when the statistics records were written to SMF. From START.
PERIOD_NAME	K	CHAR(8)	Name of the period. This is derived using fields SMFSTSID, SMFSTDTE, and SMFSTTME from the record as parameters in the PERIOD function.
MVS_SYSTEM_ID	K	CHAR(4)	MVS system ID. This is the SMF system ID. From SMFSTSID.
CICS_SYSTEM_ID	K	CHAR(8)	CICS generic APPLID. This is the VTAM application ID used when requesting a session with this CICS system. From SMFSTPRN.
SUBPOOL_NAME	K	CHAR(8)	Name of domain subpool. From SMDSPN.
DSA_IDENTIFIER		CHAR(2)	A unique identifier for the DSA. From SMDDSAINDEX.
DSA_NAME		CHAR(5)	Name of the DSA that the domain subpool is allocated from. From SMDDSANAME.
FREEMAINS		INTEGER	Number of FREEMAIN requests. From SMDFMREQ.
GETMAINS		INTEGER	Number of GETMAIN requests. From SMDGMREQ.
PAGE_STORAGE_PEAK		INTEGER	Peak page storage allocated to support storage requirements. From SMDHWMP.

CICS_S_STOR_DSA_T

This table provides detailed CICS/ESA and CICS/TS storage statistics. It maps the DFHMSDS record.

The default retention period for this table is 7 days.

Column name		Data type	Description
DATE	K	DATE	Date when the statistics record was written to SMF. From SMFSTDTE.
PERIOD_NAME	K	CHAR(8)	Name of the period. This is derived using fields SMFSTSID, SMFSTDTE, and SMFSTTME from the record as parameters in the PERIOD function.
TIME	K	TIME	Time when the statistics record was written to SMF. From SMFSTTME.
MVS_SYSTEM_ID	K	CHAR(4)	MVS system ID. This is the SMF system ID. From SMFSTSID.

CICS statistics component data tables

Column name		Data type	Description
CICS_SYSTEM_ID	K	CHAR(8)	CICS generic APPLID. This is the VTAM application ID used when requesting a session with this CICS system. From SMFSTPRN.
PAGEPOOL_NAME	K	CHAR(5)	CDSA, UDSA, ECDSA, EUDSA or ERDSA. For CICS 3.3 or later, from SMSDSANAME. For CICS 3.2, DSA or EDSA, based on SMSLOCN.
ACCESS_TYPE		CHAR(2)	Type of access of the page subpool. From SMSACCESS.
ADD_SUBPOOL_REQ		INTEGER	Number of ADD SUBPOOL requests. From SMSASR.
CICS_SOS_COUNT		INTEGER	Number of times CICS went short on storage in this pagepool. From SMSSOS.
CURR_AS_ACTIVE		FLOAT	Current Address Space addressable. From SMSASACTIVE.
CURR_GDSA_ACTIVE		FLOAT	Current GDSA active. From SMSGDSAACTIVE.
CUSHION_BYTES		INTEGER	Size of the cushion, in bytes. From SMSCSIZE.
CUSHION_RELEASES		INTEGER	Number of times the number of free pages went below the cushion. From SMSCREL.
CUSH_LIMIT		FLOAT	Cushion limit. From SMSATBCUSHLIMIT. This column is retired as of CTS 4.2.
CUSH_RELEASE		FLOAT	Allocates in cushion (releases). From SMSATBCUSHRELS. This column is retired as of CTS 4.2.
DELETE_SUBPOOL_REQ		INTEGER	Number of DELETE SUBPOOL requests. From SMSDSR.
DSA_BYTES		INTEGER	Size of the CDSA, UDSA, ECDSA, EUDSA, or ERDSA, in bytes. From SMSDSASZ.
DSA_BYTES_PEAK		INTEGER	Peak size of the CDSA, UDSA, SDSA, RDSA, ECDSA, EUDSA, ESDSA, or ERDSA, expressed in bytes, since the last time that statistics were recorded. For CICS V4 and later. From SMSHWMDASZ.
DSA_CURRENT_TOT		INTEGER	Total amount of storage currently allocated to the DSAs below the line. This value may be smaller or larger than DSA_LIMIT. For CICS V4 or later. From SMSDSATOTAL.
DSA_INDEX_CODE		CHAR(2)	Code representing the CDSA or DSA (01), UDSA (02), ECDSA or EDSA (03), EUDSA (04), or ERDSA (05); the pagepool that this subpool is allocated from. From SMSDSAINDEX, for CICS 3.3 or later, or derived from SMSLOCN for CICS 3.2.
DSA_LIMIT		INTEGER	Current DSA limit, in bytes. For CICS V4 and later. From SMSDSALIMIT.
DSA_TOTAL_PEAK		INTEGER	Total amount of storage allocated to the DSAs below the line. This value may be smaller or larger than DSA_LIMIT. For CICS V4 or later. From SMSHWMDSATOTAL.
EDSA_CURRENT_TOT		INTEGER	Total amount of storage currently allocated to the DSAs above the line. This value may be smaller or larger than EDSA_LIMIT. For CICS V4 or later. From SMSDSATOTAL.
EDSA_LIMIT		INTEGER	Current EDSA limit, in bytes. For CICS V4 and later. From SMSEDSALIMIT.
EDSA_TOTAL_PEAK		INTEGER	Total amount of storage allocated to the DSAs above the line. This value may be smaller or larger than ESDA_LIMIT. For CICS V4 or later. From SMSHWMESDATOTAL.
EXTENTS_ADDED		INTEGER	Number of extents added to a dynamic storage area since the last time statistics were recorded. For CICS V4 and later. From SMSEXTSA.

CICS statistics component data tables

Column name		Data type	Description
EXTENTS_COUNT		INTEGER	Number of extents currently allocated to a specified dynamic storage area. For CICS V4 and later. From SMSEXTS.
EXTENTS_RELEASED		INTEGER	Number of extents that have been released from a dynamic storage area since the last time statistics were recorded. For CICS V4 and later. From SMSEXTSR.
FREEMAINS		INTEGER	Number of FREEMAIN requests. From SMSFMREQ.
FREE_STOR_BYTES		INTEGER	Amount of free storage in this pagepool, in bytes. From SMSFSTG.
FREE_STOR_LOW		INTEGER	Smallest amount of free storage, in bytes, since the last time that statistics were recorded. For CICS V4 and later. From SMSLWMFSTG.
FREE_STOR_PCT		FLOAT	Percentage of free storage. Calculated as (SMSFSTG/SMSDSASZ)*100.
FREE_STOR_PEAK		INTEGER	Largest amount of free storage, in bytes, since the last time that statistics were recorded. For CICS V4 and later. From SMSHWMFSTG.
GETMAINS		INTEGER	Number of GETMAIN requests. From SMSGMREQ.
GETMAIN_SUSPENDS		INTEGER	Number of GETMAIN requests currently suspended for storage. From SMSCSS.
GETMAIN_SUSP_NO		INTEGER	Number of failed GETMAIN requests with SUSPEND(NO). From SMSCRIS.
GETMAIN_SUSP_PEAK		INTEGER	Peak number of GETMAIN requests suspended. From SMSHWMSS.
GETMAIN_SUSP_YES		INTEGER	Number of failed GETMAIN requests with SUSPEND(YES). From SMSUCSS.
GETSTORE_SIZE		FLOAT	GETSTOR request size. From SMSGETSTORSIZE.
HWM_AS_ACTIVE		FLOAT	HWM Address Space addressable. From SMSHWMASACTIVE.
HWM_GDSA_ACTIVE		FLOAT	HWM GDSA active. From SMSHWMGDSAACTIVE.
LARGEST_FREE_AREA		INTEGER	Length of the largest contiguous free area, in bytes. From SMSLFA.
MEMLIMIT_SIZE		FLOAT	MEMLIMIT Size. From SMSMEMLIMIT
MEMLIMIT_SOURCE		CHAR(8)	MEMLIMIT Source. MEMLIMIT is set by SMFPRMxx, JCL, JCL Region, or by IEFUSIExit. From SMSMEMLIMITSRC
MVS_A16_REQS_TOT		REAL	The total number of MVS storage requests that have waited for MVS storage above 16 MB. From SMSMVSSTGREQWAITS.
MVS_A16_TIME_TOT		REAL	The total time that MVS storage requests have spent waiting for MVS storage above 16 MB, in seconds. From SMSTIMEWAITMVS.
PAGE_POOL_COUNT		INTEGER	Number of pagepools in the CICS region. For CICS V4 and later. From SMSNPAGP.
PAGE_STORAGE_PEAK		INTEGER	Peak page storage allocated, in bytes. From SMSHWMPS.
PURGED_REQUESTS		INTEGER	Number of requests that were purged while suspended. From SMSPPWS.
RECORD_INCOMPLETE		CHAR(3)	Contains YES if the CICS statistics record is incomplete.
RECORD_TYPE		CHAR(3)	Type of CICS statistics record. Can be USS (Unsolicited), EOD (End of day), REQ (Requested), or INT (Interval). From SMFSTRQT.

CICS statistics component data tables

Column name		Data type	Description
RECORD_VERSION		CHAR(4)	CICS Version and Release that wrote this record. Example: 0330. From SMFSTRVN.
REENT_PGMS_PROTECT		CHAR(3)	This column indicates if read-only programs reside in key-0 protected storage (YES) or not (NO). For CICS V4 and later. From SMSRENTPGM.
SOS_SEC		INTEGER	Time that CICS spent in SOS in this pagepool, in seconds. From SMSTSOS.
STORAGE_LOCATION		CHAR(2)	Above (02) or below (01) the 16 MB line. From SMSLOCN.
STORAGE_VIOLATIONS		INTEGER	Number of storage violations recorded. From SMSSV.
STOR_PROTECT_ACT		CHAR(3)	Indicates if CICS storage protection is active (YES) or inactive (NO). For CICS V4 and later. From SMSSTGPROT.
SUBPOOLS		INTEGER	Current number of subpools. From SMSCSUBP.
SUBSP_COMMON_CUR		INTEGER	Number of tasks currently allocated to the common subspace. For CICS V4 and later. From SMSCSSCUR.
SUBSP_COMMON_PEAK		INTEGER	Peak number of tasks concurrently allocated to the common subspace. For CICS V4 and later. From SMSCSSHWM.
SUBSP_COMMON_TOT		INTEGER	Total number of tasks allocated to the common subspace. For CICS V4 and later. From SMSCSSCUM.
SUBSP_UNIQUE_CUR		INTEGER	Current number of unique subspace users. Number of tasks currently allocated a unique subspace. For CICS V4 or later. From SMSUSSCUR.
SUBSP_UNIQUE_PEAK		INTEGER	Peak number of tasks concurrently allocated a unique subspace. For CICS V4 and later. From SMSUSSHWM.
SUBSP_UNIQUE_TOT		INTEGER	Total number of tasks that have been allocated a unique subspace. For CICS V4 and later. From SMSUSSCUM.
TRAN_ISOLAT_ACT		CHAR(3)	This column indicates if transaction isolation is active (YES) or not (NO). For CICS V4 and later. From SMSTRANISO.

CICS_S_STOR_DSA_D

This table provides daily statistics on storage in the CICS system. It contains summarized data from the CICS_S_STOR_DSA_T table.

The default retention period for this table is 30 days.

Column name		Data type	Description
DATE	K	DATE	Date when the statistics records were written to SMF. From SMFSTDTE.
PERIOD_NAME	K	CHAR(8)	Name of the period. This is derived using fields SMFSTSID, SMFSTDTE, and SMFSTTME from the record as parameters in the PERIOD function.
MVS_SYSTEM_ID	K	CHAR(4)	MVS system ID. This is the SMF system ID. From SMFSTSID.
CICS_SYSTEM_ID	K	CHAR(8)	CICS generic APPLID. This is the VTAM application ID used when requesting a session with this CICS system. From SMFSTPRN.
PAGEPOOL_NAME	K	CHAR(5)	CDSA, UDSA, ECDSA, EUDSA, or ERDSA. For CICS 3.3 or later, from SMSDSANAME. For CICS 3.2, DSA or EDSA, based on SMSLOCN.
ADD_SUBPOOL_REQ		INTEGER	Number of ADD SUBPOOL requests. From SMSASR.

CICS statistics component data tables

Column name		Data type	Description
CICS_SOS_COUNT		INTEGER	Number of times CICS went short on storage in this pagepool. From SMSSOS.
CURR_AS_ACTIVE		FLOAT	Current Address Space addressable. From SMSASACTIVE
CURR_GDSA_ACTIVE		FLOAT	Current GDSA active. From SMSGDSAACTIVE
CUSHION_BYTES		INTEGER	Size of the cushion, in bytes. From SMSCSIZE.
CUSHION_RELEASES		INTEGER	Number of times the number of free pages went below the cushion. From SMSCREL.
CUSH_LIMIT		FLOAT	Cushion limit. From SMSATBCUSHLIMIT. This column is retired as of CTS 4.2.
CUSH_RELEASE		FLOAT	Allocates in cushion(releases). From SMSATBCUSHRELS. This column is retired as of CTS 4.2.
DELETE_SUBPOOL_REQ		INTEGER	Number of DELETE SUBPOOL requests. From SMSDSR.
DSA_BYTES		INTEGER	Size of the CDSA, UDSA, ECDSA, EUDSA or ERDSA, in bytes. From SMSDSASZ.
DSA_BYTES_PEAK		INTEGER	Peak size of the CDSA, UDSA, SDSA, RDSA, ECDSA, EUDSA, ESDSA, or ERDSA, expressed in bytes, since the last time that statistics were recorded. For CICS V4 and later. From SMSHWMDASZ.
DSA_TOTAL_PEAK		INTEGER	Total amount of storage allocated to the DSAs below the line. This value may be smaller or larger than DSA_LIMIT. For CICS V4 or later. From SMSHWMDSATOTAL.
EDSA_TOTAL_PEAK		INTEGER	Total amount of storage allocated to the DSAs above the line. This value may be smaller or larger than ESDA_LIMIT. For CICS V4 or later. From SMSHWMESDATOTAL.
EXTENTS_ADDED		INTEGER	Number of extents added to a dynamic storage area since the last time statistics were recorded. For CICS V4 and later. From SMSEXTSA.
EXTENTS_RELEASED		INTEGER	Number of extents that have been released from a dynamic storage area since the last time statistics were recorded. For CICS V4 and later. From SMSEXTSR.
FREEMAINS		INTEGER	Number of FREEMAIN requests. From SMSFMREQ.
FREE_STOR_BYTES		INTEGER	Amount of free storage in this pagepool, in bytes. From SMSFSTG.
FREE_STOR_LOW		INTEGER	Smallest amount of free storage, in bytes, since the last time that statistics were recorded. For CICS V4 and later. From SMLSWMFSTG.
FREE_STOR_PCT		FLOAT	Percentage of free storage. Calculated as (SMSFSTG/SMSDSASZ)*100.
FREE_STOR_PEAK		INTEGER	Largest amount of free storage, in bytes, since the last time that statistics were recorded. For CICS V4 and later. From SMSHWMFSTG.
GETMAINS		INTEGER	Number of GETMAIN requests. From SMSGMREQ.
GETMAIN_SUSP_NO		INTEGER	Number of failed GETMAIN requests with SUSPEND(NO). From SMSCRIS.
GETMAIN_SUSP_PEAK		INTEGER	Peak number of GETMAIN requests suspended. From SMSHWMSS.
GETMAIN_SUSP_YES		INTEGER	Number of failed GETMAIN requests with SUSPEND(YES). From SMSUCSS.

CICS statistics component data tables

Column name		Data type	Description
GETSTORE_SIZE		FLOAT	GETSTOR request size. From SMSGETSTORSIZE
HWM_AS_ACTIVE		FLOAT	HWM Address Space addressable. From SMSHWMASACTIVE
HWM_GDSA_ACTIVE		FLOAT	HWM GDSA active. From SMSHWMGDSAACTIVE
LARGEST_FREE_AREA		INTEGER	Length of the largest contiguous free area, in bytes. From SMSLFA.
MEMLIMIT_SIZE		FLOAT	MEMLIMIT Size. From SMSMEMLIMIT
MEMLIMIT_SOURCE		CHAR(8)	MEMLIMIT Source. MEMLIMIT is set by SMFPRMxx, JCL, JCL Region, or by IEFUSIExit. From SMSMEMLIMITSRC
MVS_A16_REQS_TOT		REAL	The total number of MVS storage requests that have waited for MVS storage above 16 MB, in seconds. From SMSMVSSTGREQWAITS.
MVS_A16_TIME_TOT		REAL	The total time that MVS storage requests have spent waiting for MVS storage above 16 MB. From SMSTIMEWAITMVS.
PURGED_REQUESTS		INTEGER	Number of requests that were purged while suspended. From SMSPWWS.
SOS_SEC		INTEGER	Time that CICS spent in SOS in this pagepool, in seconds. From SMSTSOS.
STORAGE_VIOLATIONS		INTEGER	Number of storage violations recorded. From SMSSV.
SUBPOOLS		INTEGER	Current number of subpools. From SMSCSUBP.
SUBSP_COMMON_PEAK		INTEGER	Peak number of tasks concurrently allocated to the common subspace. For CICS V4 and later. From SMSCSSHWM.
SUBSP_COMMON_TOT		INTEGER	Total number of tasks allocated to the common subspace. For CICS V4 and later. From SMSCSSCUM.
SUBSP_UNIQUE_PEAK		INTEGER	Peak number of tasks concurrently allocated a unique subspace. For CICS V4 and later. From SMSUSSHWM.
SUBSP_UNIQUE_TOT		INTEGER	Total number of tasks that have been allocated a unique subspace. For CICS V4 and later. From SMSUSSCUM.

CICS_S_STOR_TASK_T

This table provides detailed CICS/ESA and CICS/TS task subpool statistics. It maps the DFHSMTDS record.

The default retention period for this table is 7 days.

Column name		Data type	Description
DATE	K	DATE	Date when the statistics record was written to SMF. From START.
PERIOD_NAME	K	CHAR(8)	Name of the period. This is derived using fields SMFSTSID, SMFSTDTE, and SMFSTTME from the record as parameters in the PERIOD function.
TIME	K	TIME	Time when the statistics record was written to SMF. From START.
MVS_SYSTEM_ID	K	CHAR(4)	MVS system ID. This is the SMF system ID. From SMFSTSID.
CICS_SYSTEM_ID	K	CHAR(8)	CICS generic APPLID. This is the VTAM application ID used when requesting a session with this CICS system. From SMFSTPRN.

CICS statistics component data tables

Column name		Data type	Description
DSA_NAME	K	CHAR(5)	CDSA, UDSA, ECDSA, or EUDSA. For CICS 3.3, from SMTDSANAME. For CICS 3.2, DSA or EDSA, based on SMTLOCN.
DSA_IDENTIFIER		CHAR(2)	Code representing the CDSA or DSA (01), UDSA (02), ECDSA or EDSA (03), or EUDSA (04); the pagepool that this subpool is allocated from. From SMTDSAINDEX, for CICS 3.3, or derived from SMTLOCN for CICS 3.2.
ELEMENTS		INTEGER	Number of elements in all the task subpools in this DSA. From SMTCNE.
ELEMENTS_BYTES		INTEGER	Sum of storage occupied by all elements, in bytes. From SMTCES.
FREEMAINS		INTEGER	Number of task subpool FREEMAIN requests. From SMTFMREQ.
GETMAINS		INTEGER	Number of task subpool GETMAIN requests. From SMTGMREQ.
PAGEPOOL_LOCATION		CHAR(2)	Above (02) or below (01) the 16MB line. From SMTLOCN.
PAGE_STORAGE_BYTES		INTEGER	Sum of storage in all pages allocated to the task subpools in this DSA, in bytes. From SMTCPD.
PAGE_STORAGE_PEAK		INTEGER	Peak page storage allocated to the task subpools in this DSA, in bytes. From SMTHWMPD.
RECORD_INCOMPLETE		CHAR(3)	Contains YES if the CICS statistics record is incomplete. From SMFSTICD.
RECORD_TYPE		CHAR(3)	Type of CICS statistics record. Can be USS (Unsolicited), EOD (End of day), REQ (Requested), or INT (Interval). From SMFSTRQT.
RECORD_VERSION		CHAR(4)	CICS Version and Release that wrote this record. Example: 0330. From SMFSTRVN.
SUBPOOL_ACCESS		CHAR(2)	Type of access of the subpool. From SMTACCESS.

CICS_S_STOR_TASK_D

This table provides daily statistics on task storage in the CICS system. It contains summarized data from the CICS_S_STOR_TASK_T table.

The default retention period for this table is 30 days.

Column name		Data type	Description
DATE	K	DATE	Date when the statistics records were written to SMF. From START.
PERIOD_NAME	K	CHAR(8)	Name of the period. This is derived using fields SMFSTSID, SMFSTDTE, and SMFSTTME from the record as parameters in the PERIOD function.
MVS_SYSTEM_ID	K	CHAR(4)	MVS system ID. This is the SMF system ID. From SMFSTSID.
CICS_SYSTEM_ID	K	CHAR(8)	CICS generic APPLID. This is the VTAM application ID used when requesting a session with this CICS system. From SMFSTPRN.
DSA_NAME	K	CHAR(5)	CDSA, UDSA, ECDSA, or EUDSA. For CICS 3.3, from SMTDSANAME. For CICS 3.2, DSA or EDSA, based on SMTLOCN.

CICS statistics component data tables

Column name		Data type	Description
ELEMENTS		INTEGER	Number of elements in all the task subpools in this DSA. From SMTCNE.
ELEMENTS_BYTES		INTEGER	Sum of storage occupied by all elements, in bytes. From SMTCES.
FREEMAINS		INTEGER	Number of task subpool FREEMAIN requests. From SMTFMREQ.
GETMAINS		INTEGER	Number of task subpool GETMAIN requests. From SMTGMREQ.
PAGE_STORAGE_BYTES		INTEGER	Sum of storage in all pages allocated to the task subpools in this DSA, in bytes. From SMTCPD.
PAGE_STORAGE_PEAK		INTEGER	Peak page storage allocated to the task subpools in this DSA, in bytes. From SMTHWMPS.

CICS_S_TCLASS_T

This table provides detailed statistics on transaction classes. It contains data from CICS statistics records (SMF 110, subtype 2).

The default retention period for this table is 7 days.

Column name		Data type	Description
DATE	K	DATE	Date when the statistics record was written to SMF. From SMFSTDTE.
PERIOD_NAME	K	CHAR(8)	Name of the period. This is derived using fields SMFSTSID, SMFSTDTE, and SMFSTTME from the record as parameters in the PERIOD function.
TIME	K	TIME	Time when the statistics record was written to SMF. From SMFSTTME.
MVS_SYSTEM_ID	K	CHAR(4)	MVS system ID. This is the SMF system ID. From SMFSTSID.
CICS_SYSTEM_ID	K	CHAR(8)	CICS generic APPLID. This is the VTAM application ID used when requesting a session with this CICS system. From SMFSTPRN.
TCLASS	K	INTEGER	Transaction class. From A15KTCLS.
TRAN_CLASS_NAME	K	CHAR(8)	8-character name of the transaction class. For CICS V4 and later. From XMCTCL.
ACCEPT_AFTER_Q_CNT		INTEGER	Number of transactions that became active in this transaction class but were queued first. For CICS V4 and later. From XMCAAQ.
ACCEPT_IMMED_CNT		INTEGER	Number of transactions that did not have to queue to become active in this transaction class. They are accepted immediately. For CICS V4 and later. From XMCAI.
ACTIVE_CURRENT_CNT		INTEGER	Number of transactions currently active in this transaction class. For CICS V4 and later. From XMCCAT.
ATTACH_REQUESTS		INTEGER	Total number of attach requests made for transactions in this transaction class. For CICS V4 and later. From XMCTAT.
PURGE_IMMED_CNT		INTEGER	Number of transactions that were purged immediately because the queue reached the purge threshold for this transaction class. For CICS V4 and later. From XMCPD.

CICS statistics component data tables

Column name		Data type	Description
PURGE_TH_REACH_CNT		INTEGER	Number of separate times that the purge threshold of the transaction class has been reached (times at purge threshold). For CICS V4 and later. From XMCTAPT.
PURGE_THRESHOLD		INTEGER	Limit at which transactions are purged instead of being added to the queue of transactions that are waiting for membership of the transaction class. For CICS V4 and later. From XMCTH.
PURGE_WHILE_Q_CNT		INTEGER	Number of transactions purged while queueing. This includes those transactions purged explicitly through CEMT, or implicitly through the purge threshold of the transaction class being lowered. For CICS V4 and later. From XMCPWQ.
QUEUED_CURRENT_CNT		INTEGER	Number of transactions that are currently queueing in this transaction class. For CICS V4 and later. From XMCCQT.
QUEUED_CURR_TIME		TIME	Maximum time, in hh:mm:ss format, spent waiting by those transactions in the class that were waiting at the end of a collection interval. For CICS V4 and later. From XMCCQTME.
QUEUED_PREV_CNT		INTEGER	Number of transactions that had to queue but are no longer queued. This includes those that were purged and those that were finally accepted. For CICS V4 and later. From XMCTQ.
QUEUED_PREV_TIME		TIME	Maximum time, in hh:mm:ss format, spent queueing by those transactions in the class that finished queueing in a collection interval. For CICS V4 and later. From XMCTQTIME.
RECORD_INCOMPLETE		CHAR(3)	Contains YES if the CICS statistics record is incomplete. From SMFSTICD.
RECORD_TYPE		CHAR(3)	Type of CICS statistics record. Can be USS (Unsolicited), EOD (End of day), REQ (Requested), or INT (Interval). From SMFSTRQT.
RECORD_VERSION		CHAR(4)	CICS Version and Release that wrote this record; for example, 0330. From SMFSTRVN.
TASKS		INTEGER	Number of tasks in this class in the system (executing and waiting). From A15MXTC.
TASKS_PEAK		INTEGER	Peak tasks in the system (executing and waiting). From A15MXTR.
TCLASS_LIMIT		INTEGER	Highest number of tasks in this class allowed to execute concurrently (CMXT). From A15MXT.
TIMES_AT_LIMIT		INTEGER	Number of times the class limit (CMXT) was reached. From A15MXTM.
TRAN_INSTALL_CNT		INTEGER	Number of installed transaction definitions that are defined to belong to this class. For CICS V4 and later. From XMCTID.
TRAN_QUEUED_PEAK		INTEGER	Highest number of transactions queued waiting for admittance to the class. For CICS V4 and later. From XMCPQT.

CICS_S_TCLASS_D

This table provides daily statistics on CICS transaction classes. It contains consolidated data from the CICS_S_TCLASS_T table.

The default retention period for this table is 30 days.

CICS statistics component data tables

Column name		Data type	Description
DATE	K	DATE	Date when the statistics records were written to SMF. From SMFSTDTE.
PERIOD_NAME	K	CHAR(8)	Name of the period. This is derived using fields SMFSTSID, SMFSTDTE, and SMFSTTME from the record as parameters in the PERIOD function.
MVS_SYSTEM_ID	K	CHAR(4)	MVS system ID. This is the SMF system ID. From SMFSTSID.
CICS_SYSTEM_ID	K	CHAR(8)	CICS generic APPLID. This is the VTAM application ID used when requesting a session with this CICS system. From SMFSTPRN.
TCLASS	K	INTEGER	Transaction class. From A15KTCLS.
TRAN_CLASS_NAME	K	CHAR(8)	8-character name of the transaction class. For CICS V4 and later. From XMCTCL.
ACCEPT_AFTER_Q_CNT		INTEGER	Number of transactions that became active in this transaction class but were queued first. For CICS V4 and later. From XMCAAQ.
ACCEPT_IMMED_CNT		INTEGER	Number of transactions that did not have to queue to become active in this transaction class. They are accepted immediately. For CICS V4 and later. From XMCAI.
ATTACH_REQUESTS		INTEGER	Total number of attach requests made for transactions in this transaction class. For CICS V4 and later. From XMCTAT.
PURGE_IMMED_CNT		INTEGER	Number of transactions that were purged immediately because the queue reached the purge threshold for this transaction class. For CICS V4 and later. From XMCPIL.
PURGE_TH_REACH_CNT		INTEGER	Number of separate times that the purge threshold of the transaction class has been reached (times at purge threshold). For CICS V4 and later. From XMCTAPT.
PURGE_WHILE_Q_CNT		INTEGER	Number of transactions purged while queueing. This includes those transactions purged explicitly through CEMT, or implicitly through the purge threshold of the transaction class being lowered. For CICS V4 and later. From XMCPWQ.
QUEUED_CURR_TIME		TIME	Maximum time, in hh:mm:ss format, spent waiting by those transactions in the class that were waiting at the end of a collection interval. For CICS V4 and later. From XMCCQTME.
QUEUED_PREV_CNT		INTEGER	Number of transactions that had to queue but are no longer queued. This includes those that were purged and those that were finally accepted. For CICS V4 and later. From XMCTQ.
QUEUED_PREV_TIME		TIME	Maximum time, in hh:mm:ss format, spent queueing by those transactions in the class that finished queueing in a collection interval. For CICS V4 and later. From XMCTQTME.
TASKS		INTEGER	Number of tasks in this class in the system (executing and waiting). From A15MXTC.
TASKS_PEAK		INTEGER	Peak tasks in the system (executing and waiting). From A15MXTR.
TIMES_AT_LIMIT		INTEGER	Number of times the class limit (CMXT) was reached. From A15MXTM.
TRAN_INSTALL_CNT		INTEGER	Number of installed transaction definitions that are defined to belong to this class. For CICS V4 and later. From XMCITD.
TRAN_QUEUED_PEAK		INTEGER	Highest number of transactions queued waiting for admittance to the class. For CICS V4 and later. From XMCPQT.

CICS_S_TCPIP_T

This table provides detailed TCP/IP services statistics. For CICS/TS V1.3 and later, this maps the DFHSORDS record.

The default retention period for this table is 7 days.

Column name		Data type	Description
DATE	K	DATE	Date when the statistics record was written to SMF. From SMFSTDTE.
PERIOD_NAME	K	CHAR(8)	Name of the period. This is derived using fields SMFSTSID, SMFSTDTE, and SMFSTTME from the record as parameters in the PERIOD function.
TIME	K	TIME	Time when the statistics record was written to SMF. From SMFSTDTE.
MVS_SYSTEM_ID	K	CHAR(4)	MVS system ID. This is the SMF system ID. From SMFSTSID.
CICS_SYSTEM_ID	K	CHAR(8)	CICS generic APPLID. This is the VTAM application ID used when requesting a session with this CICS system. From SMFSTPRN.
ATTACH_SECURITY		CHAR(6)	The level of attach-time security, for internet security, required for this TCP/IP service. Possible values are: Local and Verify. From TCPATTCH.
AUTHENTICATE		CHAR(12)	The authentication and identification scheme, for internet security, specified for this TCP/IP service. Possible values are: None, Basic, Certificate, Autoregister, Automatic, Kerberos, Asserted. From TCPAUTH.
HOSTNAME		VARCHAR (116)	The hostname of or IPv4 or IPv6 address of the remote system. From TCP_HOSTNAME.
MAXDATA		FLOAT	The maximum length of data that may be received on this TCP/IP service. This field is related to internet security. From TCPMAXDL.
PRIVACY		CHAR(12)	The level of SSL encryption support, for internet security, that applies to this TCP/IP service. Possible values are: NotSupported, Supported, Required. From TCPPRIV.
SERVICE_TRANID		CHAR(4)	The ID of the CICS transaction attached to process new requests received for this service. From TCP_TCPIPS_TRANID.
SERVICE_URM		CHAR(8)	The name of a user-replaceable program to be called by this service. From TCP_TCPIPS_URM.
TCPIP_BACKLOG		FLOAT	Port backlog for this TCP/IP service. From TCPBACK.
TCPIP_BYTES_RECV		FLOAT(53)	Number of bytes received for this TCP/IP service. From TCPBYTER.
TCPIP_BYTES_SENT		FLOAT(53)	Number of bytes sent for this TCP/IP service. From TCPBYTES.
TCPIP_CONNECT_CUR		FLOAT	Current number of connections for the TCP/IP service. From TCPCURCN.
TCPIP_CONNECT_PEAK		FLOAT	Peak number of connections for the TCP/IP service. From TCPKCON.
TCPIP_DNS_GROUP		CHAR(18)	DNS group identifier used for this TCP/IP service. From TCPIP_DNS_GROUP
TCPIP_GMTCLO_DATE		DATE	Date (GMT) when this TCP/IP service was closed. From TCPCLGMT.

CICS statistics component data tables

Column name		Data type	Description
TCPIP_GMTCLO_TIME		TIME	Time (GMT) when this TCP/IP service was closed. From TCPCLGMT.
TCPIP_GMTOOPEN_DATE		DATE	Date (GMT) when this TCP/IP service was opened. From TCPOPGMT.
TCPIP_GMTOOPEN_TIME		TIME	Time (GMT) when this TCP/IP service was opened. From TCPOPGMT.
TCPIP_IPADDR		CHAR(39)	IP address defined for the TCP/IP stack used for this TCP/IP service. From TCPIPADDR.
TCPIP_IPFAMILY		CHAR(7)	The IP family for this TCP/IP service.
TCPIP_LOCCLO_DATE		DATE	LOCAL date when this TCP/IP service was closed. From TCPCLLOC.
TCPIP_LOCCLO_TIME		TIME	LOCAL time when this TCP/IP service was closed. From TCPCLLOC.
TCPIP_LOCOPEN_DATE		DATE	LOCAL date when this TCP/IP service was opened. From TCPOPLOC.
TCPIP_LOCOPEN_TIME		TIME	LOCAL time when this TCP/IP service was opened. From TCPOPLOC.
TCPIP_PORT_NUMBER		INTEGER	Port number being used for this TCP/IP service. From TCPPORTN.
TSQUEUE_PREFIX		CHAR(6)	The name of the temporary storage queue prefix used to store inbound data and Web documents created by applications. This field is related to internet security. From TCPTSQPR.
TCPIP_PROTOCOL		CHAR(8)	Protocol identifier
TCPIP_RECV_NUM		FLOAT	Number of send requests issued for this TCP/IP service. From TCPSEND.
TCPIP_SEND_NUM		FLOAT	Number of receive requests issued for this TCP/IP service. From TCPRECVS.
TCPIP_SERVICE_NAME	K	CHAR(8)	Name of the TCP/IP service. From TCPSERNM.
TCPIP_SSL_SUPPORT		INTEGER	Level of SSL support defined for this TCP/IP service. From TCPSSL.
TCPIP_TRANS_ATTACH		FLOAT	Number of attached transactions. From TCPATCTR.

CICS_S_TCPIP_D

This table provides daily TCP/IP services statistics. For CICS/TS V1.3 and later, this maps the DFHSORDS record.

The default retention period for this table is 30 days.

Column name		Data type	Description
DATE	K	DATE	Date when the statistics record was written to SMF. From SMFSTDTE.
PERIOD_NAME	K	CHAR(8)	Name of the period. This is derived using fields SMFSTSID, SMFSTDTE, and SMFSTTME from the record as parameters in the PERIOD function.
MVS_SYSTEM_ID	K	CHAR(4)	MVS system ID. This is the SMF system ID. From SMFSTSID.
CICS_SYSTEM_ID	K	CHAR(8)	CICS generic APPLID. This is the VTAM application ID used when requesting a session with this CICS system. From SMFSTPRN.

CICS statistics component data tables

Column name		Data type	Description
ATTACH_SECURITY		CHAR(6)	The level of attach-time security, for internet security, required for this TCP/IP service. Possible values are: Local and Verify. From TCPATTCH.
AUTHENTICATE		CHAR(12)	The authentication and identification scheme, for internet security, specified for this TCP/IP service. Possible values are: None, Basic, Certificate, Autoregister, Automatic, Kerberos, Asserted. From TCPAUTH.
HOSTNAME		VARCHAR (116)	The hostname or IPv4 or IPv6 address of the remote system. From TCP_HOSTNAME.
MAXDATA		FLOAT	The maximum length of data that may be received on this TCP/IP service. This field is related to internet security. From TCPMAXDL.
PRIVACY		CHAR(12)	The level of SSL encryption support, for internet security, that applies to this TCP/IP service. Possible values are: NotSupported, Supported, Required. From TCPPRIV.
SERVICE_TRANID		CHAR(4)	The ID of the CICS transaction attached to process new requests received for this service. From TCP_TCPIPS_TRANID.
SERVICE_URM		CHAR(8)	The name of a user-replaceable program to be called by this service. From TCP_TCPIPS_URM.
TCPIP_BACKLOG		FLOAT	Port backlog for this TCP/IP service. From TCPBACK.
TCPIP_CONNECTIONS		FLOAT	Current number of connections for the TCP/IP service. From TCPCURCN.
TCPIP_CONNECT_PEAK		FLOAT	Peak number of connections for the TCP/IP service. From TCPKCON.
TCPIP_BYTES_RECV		FLOAT(53)	Number of bytes received for this TCP/IP service. From TCPBYTER.
TCPIP_BYTES_SENT		FLOAT(53)	Number of bytes sent for this TCP/IP service. From TCPBYTES.
TCPIP_DNS_GROUP		CHAR(18)	DNS group identifier used for this TCP/IP service. From TCPIP_DNS_GROUP
TCPIP_IPADDR		CHAR(39)	IP address defined for the TCP/IP stack used for this TCP/IP service. From TCPIPADDR.
TCPIP_IPFAMILY		CHAR(7)	The IP family for this TCP/IP service.
TCPIP_PORT_NUMBER		INTEGER	Port number being used for this TCP/IP service. From TCPPORTN.
TSQUEUE_PREFIX		CHAR(6)	The name of the temporary storage queue prefix used to store inbound data and Web documents created by applications. This field is related to internet security. From TCPTSQPR.
TCPIP_PROTOCOL		CHAR(8)	Protocol identifier.
TCPIP_RECV_NUM		FLOAT	Number of send requests issued for this TCP/IP service. From TCPSEND.
TCPIP_SEND_NUM		FLOAT	Number of receive requests issued for this TCP/IP service. From TCPRECVS.
TCPIP_SERVICE_NAME	K	CHAR(8)	Name of the TCP/IP service. From TCPSERNM.
TCPIP_SSL_SUPPORT		INTEGER	Level of SSL support defined for this TCP/IP service. From TCPSSL.
TCPIP_TRANS_ATTACH		FLOAT	Number of attached transactions. From TCPATCTR.

CICS statistics component data tables

CICS_S_TERMINAL_T

This table provides detailed data for each terminal. It contains data from CICS statistics records (SMF 110, subtype 2).

The default retention period for this table is 7 days.

Column name		Data type	Description
DATE	K	DATE	Date when the statistics record was written to SMF. From SMFSTDTE.
PERIOD_NAME	K	CHAR(8)	Name of the period. This is derived using fields SMFSTSID, SMFSTDTE, and SMFSTTME from the record as parameters in the PERIOD function.
TIME	K	TIME	Time when the statistics record was written to SMF. From SMFSTTME.
MVS_SYSTEM_ID	K	CHAR(4)	MVS system ID. This is the SMF system ID. From SMFSTSID.
CICS_SYSTEM_ID	K	CHAR(8)	CICS generic APPLID. This is the VTAM application ID used when requesting a session with this CICS system. From SMFSTPRN.
TERMINAL_ID	K	CHAR(4)	Terminal identifier. From A06TETI or AUSTETI.
ACCESS_METHOD		CHAR(2)	Terminal access method as defined in the TCT. From A06EAMIB.
INPUT_MSGS		INTEGER	Number of messages sent to CICS from the terminal. From A06TENI or AUSTENI.
LINE_ID		CHAR(4)	Line number for TCAM and BSAM lines. From A06TETI.
LOGOFF_GMT_TIME		TIMESTAMP	GMT time, in timestamp format, when this terminal was logged off. For CICS V4 and later. From AUSGOFTM. From A06GOFTM for CICS/TS V1.1 and later.
LOGOFF_LOCAL_TIME		TIMESTAMP	Local time, in timestamp format, when this terminal was logged off. For CICS V4 and later. From AUSOFFTM. From A06OFFTM for CICS/TS V1.1. and later.
LOGON_GMT_TIME		TIMESTAMP	GMT time, in timestamp format, when this terminal was autoinstalled. For CICS V4 and later. From AUSGONTM. From A06GONTM for CICS/TS V1.1 and later.
LOGON_LOCAL_TIME		TIMESTAMP	Local time, in timestamp format, when this terminal was autoinstalled. For CICS V4 and later. From AUSONTM. From A06ONTM for CICS/TS V1.1 and later.
LU_NAME		CHAR(8)	LU name of this terminal. For CICS V4 and later. From AUSLUNAM.
OUTPUT_MSGS		INTEGER	Number of messages sent to the terminal from CICS. From A06TENI or AUSTENI.
OWN_CONNECT_NAME		CHAR(8)	Owning connection name of this terminal or session. For CICS/TS V1.1 and later. From A06SYSID.
PIPELINE_MSG		INTEGER	Total throwaway count (3600 terminals). From A06TCNT.
PIPELINE_MSG_GROUP		INTEGER	Number of consecutive throwaways (3600 terminals). From A06SCNT.
PIPELINE_MSG_MAX		INTEGER	Maximum throwaway count (3600 terminals). From A06MCNT.
POLLS		INTEGER	Number of polls that have been sent to the terminal. For TCAM and BSAM terminals only. From A06LENP.

CICS statistics component data tables

Column name		Data type	Description
PRIORITY		CHAR(1)	Terminal priority for this terminal. For CICS V4 and later. From AUSPRTY.
RECORD_INCOMPLETE		CHAR(3)	Contains YES if the CICS statistics record is incomplete. From SMFSTICD.
RECORD_TYPE		CHAR(3)	Type of CICS statistics record. Can be USS (Unsolicited), EOD (End of day), REQ (Requested), or INT (Interval). From SMFSTRQT.
RECORD_VERSION		CHAR(4)	CICS Version and Release that wrote this record; for example, 0330. From SMFSTRVN.
STORAGE_VIOLATIONS		INTEGER	Number of storage violations that occurred on this terminal. From A06CSVC.
TERMINAL_TYPE		CHAR(2)	Terminal type as defined in the TCT. From A06TETT.
TRANSACT_ERROR		INTEGER	Number of transactions not started because they were undefined or disabled, or the operator had insufficient security. From A06TEOE or AUSTEOE.
TRANSACTIONS		INTEGER	Number of transactions. A conversational transaction can be many input and output messages, but is only one transaction. From A06TEOT or AUSTEOT.
XMISSION_ERROR		INTEGER	Number of errors recorded for this terminal. From A06TETE or AUSTETE.

CICS_S_TERMINAL_D

This table provides daily data for each terminal. The data is taken from the CICS_S_TERMINAL_T table.

The default retention period for this table is 30 days.

Column name		Data type	Description
DATE	K	DATE	Date when the statistics record was written to SMF. From SMFSTDTE.
PERIOD_NAME	K	CHAR(8)	Name of the period. This is derived using fields SMFSTSID, SMFSTDTE, and SMFSTTME from the record as parameters in the PERIOD function.
MVS_SYSTEM_ID	K	CHAR(4)	MVS system ID. This is the SMF system ID. From SMFSTSID.
CICS_SYSTEM_ID	K	CHAR(8)	CICS generic APPLID. This is the VTAM application ID used when requesting a session with this CICS system. From SMFSTPRN.
TERMINAL_ID	K	CHAR(4)	Terminal identifier. From A06TETI or AUSTETI.
ACCESS_METHOD		CHAR(2)	Terminal access method as defined in the TCT. From A06EAMIB.
INPUT_MSGS		INTEGER	Number of messages sent to CICS from the terminal. From A06TENI or AUSTENI.
LU_NAME		CHAR(8)	LU name or this terminal. For CICS V4 and later. From AUSLUNAM.
OUTPUT_MSGS		INTEGER	Number of messages sent to the terminal from CICS. From A06TENI or AUSTENI.
PIPELINE_MSG		INTEGER	Total throwaway count (3600 terminals). From A06TCNT.

CICS statistics component data tables

Column name		Data type	Description
PIPELINE_MSG_GROUP		INTEGER	Number of consecutive throwaways (3600 terminals). From A06SCNT.
PIPELINE_MSG_MAX		INTEGER	Maximum throwaway count (3600 terminals). From A06MCNT.
POLLS		INTEGER	Number of polls that have been sent to the terminal. For TCAM and BSAM terminals only. From A06LENP.
STORAGE_VIOLATIONS		INTEGER	Number of storage violations that occurred on this terminal. From A06CSVC.
TERMINAL_TYPE		CHAR(2)	Terminal type as defined in the TCT. From A06TETT.
TRANSACTION_ERROR		INTEGER	Number of transactions not started because they were undefined or disabled, or the operator had insufficient security. From A06TEOE or AUSTEOE.
TRANSACTIONS		INTEGER	Number of transactions. A conversational transaction can be many input and output messages, but is only one transaction. From A06TEOT or AUSTEOT.
XMISSION_ERROR		INTEGER	Number of errors recorded for this terminal. From A06TETE or AUSTETE.

CICS_S_TRAN_T

This table provides detailed transaction data. It contains data from CICS statistics records (SMF 110, subtype 2).

The default retention period for this table is 7 days.

Column name		Data type	Description
ACTION_FORCED_TRA		INTEGER	Forced action by trandef for the task
ACTION_FORCED_TIM		INTEGER	Forced action by timeout for the task
ACTION_FORCED_NOW		INTEGER	Forced action by nowait for the task
ACTION_FORCED_OPE		INTEGER	Forced action by the operator for the task
ACTION_FORCED_OTH		INTEGER	Forced action by other for the task
ACTION_MISMATCHES		INTEGER	Action mismatches for the task
DATE	K	DATE	Date when the statistics record was written to SMF. From SMFSTDTE.
PERIOD_NAME	K	CHAR(8)	Name of the period. This is derived using fields SMFSTSID, SMFSTDTE, and SMFSTTME from the record as parameters in the PERIOD function.
TIME	K	TIME	Time when the statistics record was written to SMF. From SMFSTTME.
MVS_SYSTEM_ID	K	CHAR(4)	MVS system ID. This is the SMF system ID. From SMFSTSID.
CICS_SYSTEM_ID	K	CHAR(8)	CICS generic APPLID. This is the VTAM application ID used when requesting a session with this CICS system. From SMFSTPRN.
TRANSACTION_ID	K	CHAR(4)	Transaction identifier. From A02TI.
PROGRAM_NAME	K	CHAR(8)	Program name. From A02IPIA.
ACTION_FORCED_NOW		INTEGER	Forced action by nowait for the task.
ACTION_FORCED_OPE		INTEGER	Forced action by operator for the task.
ACTION_FORCED_OTH		INTEGER	Forced action by other for the task.

CICS statistics component data tables

Column name		Data type	Description
ACTION_FORCED_TIM		INTEGER	Forced action by timeout for the task.
ACTION_FORCED_TRA		INTEGER	Forced action by transaction definition for the task.
ACTION_MISMATCHES		INTEGER	Action mismatches for the task.
DYNAMIC_INDICATOR		CHAR(1)	Indicates whether the transaction has been defined as DYNAMIC=YES (Y) or DYNAMIC=NO (N). For CICS V4 and later. From XMRDYN.
DYNAMIC_ROUTING_L		INTEGER	Number of times the dynamic routing exit chose to run this transaction locally. From XMRDLC or A02TADL.
DYNAMIC_ROUTING_R		INTEGER	Number of times the dynamic routing exit chose to run this transaction remotely. From XMRDRC or A02TADR.
INDOUBT_TIMEOUT_VA		INTEGER	Timeout value of the task performed
INDOUBT_WAIT_OPTIO		CHAR(1)	Optional waiting time of the executed time
INDOUBT_ACTION		CHAR(1)	Type of action of the task performed
INDOUBTS_WAITS		INTEGER	Time waited
INDOUBT_ACTION		CHAR(1)	Type of action for the executed task.
INDOUBT_TIMEOUT_VA		INTEGER	Timeout value for the executed task.
INDOUBT_WAIT_OPTIO		CHAR(1)	Optional wait for the executed task.
INDOUBT_WAITS		CHAR(1)	The time waited.
RECORD_INCOMPLETE		CHAR(3)	Contains YES if the CICS statistics record is incomplete. From SMFSTICD.
RECORD_TYPE		CHAR(3)	Type of CICS statistics record. Can be USS (Unsolicited), EOD (End of day), REQ (Requested), or INT (Interval). From SMFSTRQT.
RECORD_VERSION		CHAR(4)	CICS Version and Release that wrote this record; for example, 0330. From SMFSTRVN.
REMOTE_START_COUNT		INTEGER	Number of attempts to start this transaction on a remote system. This can be more than the number of successful starts. For CICS V4 and later. From XMRRSC.
RESTARTS		INTEGER	Number of times this transaction was automatically restarted after an abend. From XMRRRC or A02ATRCT.
STORAGE_VIOLATIONS		INTEGER	Number of storage violations for this transaction. From XMRSVC or A02SCSVC.
SYSTEM_ID_R		CHAR(4)	Name of the remote system where the transaction resides. For CICS V4 and later. From XMRRSYS.
TRAN_CLASS_NAME		CHAR(8)	Name of the transaction class in which the transaction is defined. For CICS V4 and later. From XMRTCL.
TRANSACTION_ID_R		CHAR(8)	Name of the transaction on the remote system. For CICS V4 and later. From XMRRNAM.
TRANSACTION_PRIO		SMALLINT	Priority of the transaction, from 0-255. For CICS V4 and later. From XMRPRTY.
TRANSACTIONS		INTEGER	Number of times the transaction has been used. From XMRAC or A02TTA.

CICS_S_TRAN_D, _M

These tables provide summarized transaction data from the CICS_S_TRAN_T table.

CICS statistics component data tables

The default retention periods are 30 days for CICS_S_TRAN_D, and 565 days for CICS_S_TRAN_M.

Column name		Data type	Description
DATE	K	DATE	Date when the statistics records were written to SMF. From SMFSTDTE.
PERIOD_NAME	K	CHAR(8)	Name of the period. This is derived using fields SMFSTSID, SMFSTDTE, and SMFSTTME from the record as parameters in the PERIOD function.
MVS_SYSTEM_ID	K	CHAR(4)	MVS system ID. This is the SMF system ID. From SMFSTSID.
CICS_SYSTEM_ID	K	CHAR(8)	CICS generic APPLID. This is the VTAM application ID used when requesting a session with this CICS system. From SMFSTPRN.
TRANSACTION_ID	K	CHAR(4)	Transaction identifier. From A02TI.
PROGRAM_NAME	K	CHAR(8)	Program name. From A02IPIA.
DYNAMIC_ROUTING_L		INTEGER	Number of times the dynamic routing exit chose to run this transaction locally. From A02TADL.
DYNAMIC_ROUTING_R		INTEGER	Number of times the dynamic routing exit chose to run this transaction remotely. From A02TADR.
REMOTE_START_COUNT		INTEGER	Number of attempts to start this transaction on a remote system. This can be more than the number of successful starts. For CICS V4 and later. From XMRRSC.
RESTARTS		INTEGER	Number of times this transaction was automatically restarted after an abend. From A02ATRCT.
STORAGE_VIOLATIONS		INTEGER	Number of storage violations for this transaction. From A02SCSVC.
TRANSACTIONS		INTEGER	Number of times the transaction has been used. From A02TTA.

CICS_S_TRANSIENT_T

This table provides detailed statistics for global and individual transient-data (TD) queues from TD statistics records. It contains data from CICS statistics records (SMF 110, subtype 2).

The default retention period for this table is 7 days.

Column name		Data type	Description
DATE	K	DATE	Date when the statistics record was written to SMF. From SMFSTDTE.
PERIOD_NAME	K	CHAR(8)	Name of the period. This is derived using fields SMFSTSID, SMFSTDTE, and SMFSTTME from the record as parameters in the PERIOD function.
TIME	K	TIME	Time when the statistics record was written to SMF. From SMFSTTME.
MVS_SYSTEM_ID	K	CHAR(4)	MVS system ID. This is the SMF system ID. From SMFSTSID.
CICS_SYSTEM_ID	K	CHAR(8)	CICS generic APPLID. This is the VTAM application ID used when requesting a session with this CICS system. From SMFSTPRN.
CONTROL_INTERVAL		INTEGER	Number of control intervals in the intrapartition data set DFHINTRA. From TQGANCIS.

CICS statistics component data tables

Column name		Data type	Description
CONTROL_INTERV_INUSE		INTEGER	Current number of control intervals in the intrapartition data set DFHINTRA. From TQGACTCI.
DEST_ID	K	CHAR(6)	Destination identifier. This is set to GLOBAL for global statistics. From A10DEST.
EXTRA_OUTPUTS		INTEGER	Number of outputs (write-only queue) or inputs (read-only queue). This is the sum of A10EO.
INDIRECT_Q_NAME		CHAR(4)	Indirect destination queue name (for a TYPE=INDIRECT queue), as specified via the TYPE=INDIRECT, DESTID operand of the DFHDCT macro. For CICS V4 and later. From A10IDQN.
INDIRECT_REQUESTS		INTEGER	Number of reads from and writes to this indirect destination. This is the sum of A10IR.
INTRA_OUTPUTS		INTEGER	Number of outputs to a local intrapartition queue. This is the sum of A10IO.
Q_DESTINATION_TYPE		CHAR(2)	Destination type: extrapartition (01), intrapartition (02), indirect (03), or remote (04). From A10TYPE.
RECORD_INCOMPLETE		CHAR(3)	Contains YES if the CICS statistics record is incomplete. From SMFSTICD.
RECORD_TYPE		CHAR(3)	Type of CICS statistics record. Can be USS (Unsolicited), EOD (End of day), REQ (Requested), or INT (Interval). From SMFSTRQT.
RECORD_VERSION		CHAR(4)	CICS Version and Release that wrote this record; for example, 0330. From SMFSTRVN.
REMOTE_Q_NAME		CHAR(4)	Remote queue name (for a TYPE=REMOTE queue), as specified via the TYPE=REMOTE, RMTNAME operand of the DFHDCT macro. For CICS V4 and later. From A10RQID.
REMOTE_REQUESTS		INTEGER	Number of read and write requests to this remote destination. This is the sum of A10RR.
REMOTE_SYS_NAME		CHAR(4)	Remote system name (for a TYPE=REMOTE queue), as specified via the TYPE=REMOTE, SYSIDNT operand of the DFHDCT macro. For CICS V4 and later. From A10RSID.
STRING_ACCESS_PEAK		INTEGER	Peak number of concurrent intrapartition I/Os. From A11SMXAL.
STRINGS		INTEGER	Number of strings. This is the maximum number of concurrent I/O operations. From A11SNSTA.
STRINGS_ACCESSED		INTEGER	Number of I/Os to and from the intrapartition data set. This is the sum of A11STNAL.
STRINGS_CONC_WAIT		INTEGER	Current number of strings concurrently accessed in the system. From TQGACNWT.
STRING_WAIT_PEAK		INTEGER	Peak number of tasks waiting for a intrapartition string. This is the maximum of A11SMXWT.
STRING_WAITS		INTEGER	Number of times tasks had to wait for a intrapartition string. This is the sum of A11STNWT.
TD_BFR_ACCESSES		INTEGER	Number of times a buffer was accessed for writing or reading an intrapartition record. This is the sum of A11ATNAL.
TD_BFR_ACC_CONC		INTEGER	Current value of the number of concurrent intrapartition buffer accesses. From TQGACNAL.

CICS statistics component data tables

Column name		Data type	Description
TD_BFR_ACC_PEAK		INTEGER	Peak number of concurrent intrapartition buffer accesses. This is the sum of A11AMXAL.
TD_BFR_INTPAR_WAIT		INTEGER	Current number of requests queued because no buffers were available. From TQGACNWT.
TD_BFR_VALID_DATA		INTEGER	Current number of intrapartition buffers that contain valid data. From TQGACNIU.
TD_BFRS_PEAK_USED		INTEGER	Peak number of buffers containing unread data. This is the maximum of A11AMXIU.
TD_BFRS_SPECIFIED		INTEGER	Number of buffers specified in the SIT. CICS uses at most one buffer per queue. From A11ANBFA.
TD_BFR_WAIT_PEAK		INTEGER	Peak number of intrapartition requests queued because all buffers were in use, or the required CI was in a locked buffer. This is the maximum of A11AMXWT.
TD_BFR_WAITS		INTEGER	Number of times intrapartition requests were queued because all buffers were in use, or the required CI was in a locked buffer. This is the sum of A11ATNWT.
TD_INTRA_CI_ACTIVE		INTEGER	Number of formatted control intervals. This is the maximum of A11ANCIS.
TD_INTRA_CI_PEAK		INTEGER	Peak number of control intervals logically used (not necessarily written to disk). This is the maximum of A11AMXCI.
TD_INTRA_CISIZE		INTEGER	Control interval (CI) size, in bytes. From A11ACISZ. The maximum usable space is the CI size minus 32 bytes.
TD_INTRA_IO_ERRORS		INTEGER	Number of errors on this data set. VSAM should have reported the details of each error in the message log. This is the sum of A11ACTIO.
TD_INTRA_NOSPACE		INTEGER	Number of times there was no space on the intrapartition data set. This is the sum of A11ANOSP.
TD_INTRA_READS		INTEGER	Number of times a CI had to be read from DASD. Increasing the buffer allocation can decrease this. This is the sum of A11ACTGT.
TD_INTRA_WRITES		INTEGER	Number of writes to the intrapartition data set, both for recovery and because of a lack of buffer space. This is the sum of A11ACTPT.
TD_INTRA_WRITES_FO		INTEGER	Number of times a new CI was written. It does not include the formatting of the first extent. This is the sum of A11ACTFT.

CICS_S_TRANSIENT_D

This table provides daily statistics for global and individual transient-data (TD) queues from TD statistics records. The data is consolidated from the CICS_S_TRANSIENT_T table.

The default retention period for this table is 30 days.

Column name		Data type	Description
DATE	K	DATE	Date when the statistics records were written to SMF. From SMFSTDTE.

CICS statistics component data tables

Column name		Data type	Description
PERIOD_NAME	K	CHAR(8)	Name of the period. This is derived using fields SMFSTSID, SMFSTDTE, and SMFSTTME from the record as parameters in the PERIOD function.
MVS_SYSTEM_ID	K	CHAR(4)	MVS system ID. This is the SMF system ID. From SMFSTSID.
CICS_SYSTEM_ID	K	CHAR(8)	CICS generic APPLID. This is the VTAM application ID used when requesting a session with this CICS system. From SMFSTPRN.
DEST_ID	K	CHAR(6)	Destination identifier. Is set to GLOBAL for global statistics. From A10DEST.
CONTR_INTERV_INUSE		INTEGER	Current number of control intervals in the intrapartition data set DFHINTRA. From TQGACTCI.
CONTROL_INTERVAL		INTEGER	Number of control intervals in the intrapartition data set DFHINTRA. From TQGANCS.
EXTRA_OUTPUTS		INTEGER	Number of outputs (write-only queue) or inputs (read-only queue). This is the sum of A10EO.
INDIRECT_REQUESTS		INTEGER	Number of reads from and writes to this indirect destination. This is the sum of A10IR.
INTRA_OUTPUTS		INTEGER	Number of outputs to a local intrapartition queue. This is the sum of A10IO.
REMOTE_REQUESTS		INTEGER	Number of read and write requests to this remote destination. This is the sum of A10RR.
STRING_ACCESS_PEAK		INTEGER	Peak number of concurrent intrapartition I/Os. From A11SMXAL.
STRINGS		INTEGER	Number of strings. This is the maximum number of concurrent I/O operations. From A11SNSTA.
STRINGS_ACCESSED		INTEGER	Number of I/Os to and from the intrapartition data set. This is the sum of A11STNAL.
STRINGS_CONC_ACC		INTEGER	Current number of strings concurrently accessed in the system. From TQGSCNAL.
STRINGS_CONC_WAIT		INTEGER	Current number of concurrent string waits in the system. From TQGSCNWT.
STRING_WAIT_PEAK		INTEGER	Peak number of tasks waiting for a intrapartition string. This is the maximum of A11SMXWT.
STRING_WAITS		INTEGER	Number of times tasks had to wait for a intrapartition string. This is the sum of A11STNWT.
TD_BFR_ACC_CONC		INTEGER	Current value of the number of concurrent intrapartition buffer accesses. From TQGACNAL.
TD_BFR_ACCESSES		INTEGER	Number of times a buffer was accessed for writing or reading an intrapartition record. This is the sum of A11ATNAL.
TD_BFR_ACC_PEAK		INTEGER	Peak number of concurrent intrapartition buffer accesses.
TD_BFR_INTPAR_WAIT		INTEGER	Current number of requests queued because no buffers were available. From TQGACNWT. This is the maximum of A11AMXAL.
TD_BFRS_PEAK_USED		INTEGER	Peak number of buffers containing unread data. This is the maximum of A11AMXIU.
TD_BFRS_SPECIFIED		INTEGER	Number of buffers specified in the SIT. CICS uses at most one buffer per queue. From A11ANBFA.

CICS statistics component data tables

Column name		Data type	Description
TD_BFR_VALID_DATA		INTEGER	Current number of intrapartition buffers that contain valid data. From TQGACNIU.
TD_BFR_WAIT_PEAK		INTEGER	Peak number of intrapartition requests queued because all buffers were in use, or the required CI was in a locked buffer. This is the maximum of A11AMXWT.
TD_BFR_WAITS		INTEGER	Number of times intrapartition requests were queued because all buffers were in use, or the required CI was in a locked buffer. This is the sum of A11ATNWT.
TD_INTRA_CI_ACTIVE		INTEGER	Number of formatted control intervals. This is the maximum of A11ANCIS.
TD_INTRA_CI_PEAK		INTEGER	Peak number of control intervals logically used (not necessarily written to disk). This is the maximum of A11AMXCI.
TD_INTRA_CISIZE		INTEGER	Control interval (CI) size, in bytes. From A11ACISZ. The maximum usable space is the CI size minus 32 bytes.
TD_INTRA_IO_ERRORS		INTEGER	Number of errors on this data set. VSAM should have reported the details of each error in the message log. This is the sum of A11ACTIO.
TD_INTRA_NOSPACE		INTEGER	Number of times there was no space on the intrapartition data set. This is the sum of A11ANOSP.
TD_INTRA_READS		INTEGER	Number of times a CI had to be read from DASD. Increasing the buffer allocation can decrease this. This is the sum of A11ACTGT.
TD_INTRA_WRITES		INTEGER	Number of writes to the intrapartition data set, both for recovery and because of a lack of buffer space. This is the sum of A11ACTPT.
TD_INTRA_WRITES_FO		INTEGER	Number of times a new CI was written. It does not include the formatting of the first extent. This is the sum of A11ACTFT.

CICS_S_TS_BPOOL_T

This table provides detailed statistics for the queue index BPOOL that is used to Read/Write entries and the associated data. For CICS/TS V1.2 and later, this maps the DFHXQS2D record.

The default retention period for this table is 7 days.

Column name		Data type	Description
DATE	K	DATE	Date when the statistics record was written to SMF. From SMFSTDTE.
PERIOD_NAME	K	CHAR(8)	Name of the period. This is derived using fields SMFSTSID, SMFSTDTE, and SMFSTTME from the record as parameters in the PERIOD function.
TIME	K	TIME	Time when the statistics record was written to SMF. From SMFSTTME.
MVS_SYSTEM_ID	K	CHAR(4)	MVS system ID. This is the SMF system ID. From SMFSTSID.
CICS_SYSTEM_ID	K	CHAR(8)	CICS generic APPLID. This is the VTAM application ID used when requesting a session with this CICS system. From SMFSTPRN.
TS_BUF_TOT		FLOAT	Total number of defined buffers. From S2BFQTY.
TS_BUF_USEMAX		FLOAT	Number of buffers already used. From S2BFENTH.

Column name		Data type	Description
TS_BUF_USECUR		FLOAT	Number of active buffers owned by tasks. From S2BFACTS.
TS_BUF_REUSE		FLOAT	Number of valid buffers on the LRU chain. From S2BFLRUS.
TS_BUF_EMPTY		FLOAT	Number of empty buffers on the free chain. From S2BFEMPS.
TS_BUF_GETS		FLOAT	Number of GET requests. From S2BFGETS.
TS_BUF_PUTS		FLOAT	Number of PUT requests (put back buffer as valid). From S2BFPUTS.
TS_BUF_KEEP		FLOAT	Number of KEEP requests (put back buffer as modified). From S2BFKEPS.
TS_BUF_FREE		FLOAT	Number of FREE requests (put back buffer as empty). From S2BFFRES.
TS_BUF_PURGES		FLOAT	Number of PURGE requests (mark buffer as invalid). From S2BFPURS.
TS_BUF_GOTHIT		FLOAT	Number of GET requests that found a valid buffer. From S2BFHITS.
TS_BUF_GOTFREE		FLOAT	Number of GET requests that used a free buffer. From S2BFGFRS.
TS_BUF_GOTNEW		FLOAT	Number of GET requests that used a new buffer. From S2BFGNWS.
TS_BUF_GOTLRU		FLOAT	Number of GET requests that used the LRU buffer. From S2BFGLRS.
TS_BUF_NOBUF		FLOAT	Number of GET requests that returned no buffer. From S2BFGNBS.
TS_BUF_NOTFREED		FLOAT	Number of FREE errors, buffer not owned. From S2BFFNOS.
TS_BUF_NOPURGE		FLOAT	Number of PURGE requests with no matching buffer. From S2BFPNFS.
TS_BUF_NOTOWNED		FLOAT	Number of PURGE errors, buffer not owned. From S2BFPNOS.
TS_BUF_POOLLOCK		FLOAT	Number of waits on buffer pool lock. From S2BFPWTS.
TS_BUF_BUFLOCK		FLOAT	Number of GET waits on buffer lock. From S2BFLWTS.

CICS_S_TS_BPOOL_D

This table provides daily statistics for the queue index BPOOL that is used to Read/Write queue index entries and the associated data. For CICS/TS V1.2 and later, this maps the DFHXQS2D record.

The default retention period for this table is 30 days.

Column name		Data type	Description
DATE	K	DATE	Date when the statistics record was written to SMF. From SMFSTDTE.
PERIOD_NAME	K	CHAR(8)	Name of the period. This is derived using fields SMFSTSID, SMFSTDTE, and SMFSTTME from the record as parameters in the PERIOD function.
MVS_SYSTEM_ID	K	CHAR(4)	MVS system ID. This is the SMF system ID. From SMFSTSID.
CICS_SYSTEM_ID	K	CHAR(8)	CICS generic APPLID. This is the VTAM application ID used when requesting a session with this CICS system. From SMFSTPRN.
TS_BUF_TOT		FLOAT	Total number of defined buffers. From S2BFQTY.
TS_BUF_USEMAX		FLOAT	Number of buffers already used. From S2BFENTH.

CICS statistics component data tables

Column name		Data type	Description
TS_BUF_USECUR		FLOAT	Number of active buffers owned by tasks. From S2BFFACTS.
TS_BUF_REUSE		FLOAT	Number of valid buffers on the LRU chain. From S2BFRLRUS.
TS_BUF_EMPTY		FLOAT	Number of empty buffers on the free chain. From S2BFEMPS.
TS_BUF_GETS		FLOAT	Number of GET requests. From S2BFGETS.
TS_BUF_PUTS		FLOAT	Number of PUT requests (put back buffer as valid). From S2BFPUTS.
TS_BUF_KEEP		FLOAT	Number of KEEP requests (put back buffer as modified). From S2BFKEPS.
TS_BUF_FREE		FLOAT	Number of FREE requests (put back buffer as empty). From S2BFFRES.
TS_BUF_PURGES		FLOAT	Number of PURGE requests (mark buffer as invalid). From S2BFPURS.
TS_BUF_GOTHIT		FLOAT	Number of GET requests that found a valid buffer. From S2BFHITS.
TS_BUF_GOTFREE		FLOAT	Number of GET requests that used a free buffer. From S2BFGFRS.
TS_BUF_GOTNEW		FLOAT	Number of GET requests that used a new buffer. From S2BFGNWS.
TS_BUF_GOTLRU		FLOAT	Number of GET requests that used the LRU buffer. From S2BFGLRS.
TS_BUF_NOBUF		FLOAT	Number of GET requests that returned no buffer. From S2BFGNBS.
TS_BUF_NOTFREED		FLOAT	Number of FREE errors, buffer not owned. From S2BFFNOS.
TS_BUF_NOPURGE		FLOAT	Number of PURGE requests with no matching buffer. From S2BFPNFS.
TS_BUF_NOTOWNED		FLOAT	Number of PURGE errors, buffer not owned. From S2BFPNOS.
TS_BUF_POOLLOCK		FLOAT	Number of waits on buffer pool lock. From S2BFPWTS.
TS_BUF_BUFLOCK		FLOAT	Number of GET waits on buffer lock. From S2BFLWTS.

CICS_S_TS_CF_T

This table provides detailed Shared TS queue server CF statistics. For CICS/TS V1.2 and later, this maps the DFHXQS1D record.

The default retention period for this table is 7 days.

Column name		Data type	Description
DATE	K	DATE	Date when the statistics record was written to SMF. From SMFSTDTE.
PERIOD_NAME	K	CHAR(8)	Name of the period. This is derived using fields SMFSTSID, SMFSTDTE, and SMFSTTME from the record as parameters in the PERIOD function.
TIME	K	TIME	Time when the statistics record was written to SMF. From SMFSTTME.
MVS_SYSTEM_ID	K	CHAR(4)	MVS system ID. This is the SMF system ID. From SMFSTSID.
CICS_SYSTEM_ID	K	CHAR(8)	CICS generic APPLID. This is the VTAM application ID used when requesting a session with this CICS system. From SMFSTPRN.
TS_CF_STR_PREF	K	CHAR(8)	First part of the structure name. From S1PREF.
TS_CF_POOL_NAME	K	CHAR(8)	Pool name part of the structure name. From S1POOL.

CICS statistics component data tables

Column name		Data type	Description
TS_CF_CONN_PREF	K	CHAR(8)	Prefix for connection name. From S1CNPREF.
TS_CF_MVS_SYSN	K	CHAR(8)	Own MVS system name from CVTSNAME. From S1NSYSN.
TS_CF_SIZE		FLOAT	Current allocated size of the list structure. From S1SIZE.
TS_CF_MAX_SIZE		FLOAT	Maximum size to which this structure could be altered. From S1SIZEMX.
TS_CF_LHEAD_MAX		FLOAT	Maximum number of list headers. From S1HDRS.
TS_CF_CHEAD		FLOAT	Headers used for control lists. From S1HDRSCT.
TS_CF_QDATA_HEAD		FLOAT	Headers available for queue data row. From S1HDRSQD.
TS_CF_ELEM_SIZE		FLOAT	Data element size of the list structure. From S1ELEM LN.
TS_CF_DATAEL_SIZE		FLOAT	Data element size, to the power of 2, used for the structure. From S1ELEMPW.
TS_CF_ENTREL_MAX		FLOAT	Maximum number of elements per entry (for 32 kilobytes) From S1ELEMPE.
TS_CF_EMTRY_ELSZ		FLOAT	Element size of entry-to-element ratio. From S1ELEMRT.
TS_CF_ENTRSZ_RATIO		FLOAT	Entry size of entry-to-element ratio. From S1ENTRRT.
TS_CF_ENTRUSE_CUR		FLOAT	Number of entries currently in use. From S1ENTRCT.
TS_CF_ENTRUSE_MAX		FLOAT	Maximum number of entries in use (since last reset). From S1ENTRHI.
TS_CF_ENTRFRE_MIN		FLOAT	Minimum number of free entries (since last reset). From S1ENTRLO.
TS_CF_ENTRALL_TOT		FLOAT	Total number of data entries in the current allocated structure. From S1ENTRMX.
TS_CF_ELUSE_CUR		FLOAT	Number of elements currently in use. From S1ELEMCT.
TS_CF_ELUSE_MAX		FLOAT	Maximum number of elements in use. From S1ELEMHI.
TS_CF_ELFREE_MIN		FLOAT	Lowest number of elements currently free (total - used). From S1ELEMLO.
TS_CF_ELCUR_TOT		FLOAT	Maximum number of elements returned by IXLCONN. From S1ELEMMX.
TS_CF_USLST_HEAD		FLOAT	Number of elements on used list. From S1USEDCT.
TS_CF_USED_MAX		FLOAT	Highest number of elements on used list. From S1USEDHI.
TS_CF_ENTR_FREE		FLOAT	Number of entries on free list. From S1FREECT.
TS_CF_ENTRFRE_MAX		FLOAT	Highest number of entries on free list. From S1FREEHI.
TS_CF_QUEUE_NUM		FLOAT	Number of current existing queues. From S1INDXCT.
TS_CF_QUEUE_MAX		FLOAT	Highest number of queues at any time (since last reset) From S1INDXHI.
TS_CF_ENTRIX_QREAD		FLOAT	Read queue index entry. From S1RDQCT.
TS_CF_ENTRIX_QWR		FLOAT	Write queue index entry. From S1WRQCT.
TS_CF_ENTRIX_QDEL		FLOAT	Delete queue index entry. From S1DLQCT.
TS_CF_DATA LIST		FLOAT	Number of times that a separate data list was created. From S1CRLCT.
TS_CF_DELETE_LIST		FLOAT	Delete list (one for each overall delete). From S1DLLCT.
TS_CF_DATA_QREAD		FLOAT	Number of queue index reads. From S1RD LCT.
TS_CF_DATA_QWRITE		FLOAT	Number of queue writes (new or update) including data. From S1WRLCT.

CICS statistics component data tables

Column name		Data type	Description
TS_CF_LISTEN_RREA		FLOAT	Rewrite list entry. From S1RWLCT.
TS_CF_ENTRIX_QINQ		FLOAT	Inquire on queue index entry. From S1INQCT.
TS_CF_LISTEN_ENQY		FLOAT	Inquiry in list entry. From S1INLCT.
TS_CF_ENTRIX_WRITE		FLOAT	Number of index writes to update adjunct area only. This area contains the read cursor for small queues and the queues and the queue status, including last used data. From S1WRACT.
TS_CF_ENTRFRE_RRD		FLOAT	Number of index data reads that had to be repeated because the data was larger than the default data transfer size. From S1RRQCT.
TS_CF_LISTDATA_RD		FLOAT	Number of list data reads that had to be repeated because the data was larger than the default data transfer size. From S1RRLCT.
TS_CF_ASYNC_REQS		FLOAT	Number of asynchronous requests. From S1ASYCT.
TS_CF_NORMAL_RESP		FLOAT	Number of normal responses. From S1RSP1CT.
TS_CF_TIMEOUT_REQS		FLOAT	Request timed out by the CF and should be restarted. From S1RSP2CT.
TS_CF_ENTR_NOTFND		FLOAT	Specified entry (queue or item) was not found. From S1RSP3CT.
TS_CF_FAIL_VRSCHK		FLOAT	A verification check failed for an entry being updated, indicating that another task had updated it first. From S1RSP4CT.
TS_CF_FAIL_LSTCHK		FLOAT	A list authority comparison failed, usually indicating that a large queue was deleted. From S1RSP5CT.
TS_CF_FAIL_LSTFUL		FLOAT	Maximum list key reached, indicating that the maximum queue size or the maximum number of queues has been reached, depending on list. From S1RSP6CT.
TS_CF_FAIL_STRFUL		FLOAT	The list structure is out of space. From S1RSP7CT.
TS_CF_FAIL_IOERR		FLOAT	An IXLLIST RC occurred other than those previously described. From S1RSP8CT.

CICS_S_TS_CF_D

This table provides daily Shared TS queue server CF statistics. For CICS/TS V1.2 and later, this maps the DFHXQS1D record.

The default retention period for this table is 30 days.

Column name		Data type	Description
DATE	K	DATE	Date when the statistics record was written to SMF. From SMFSTDTE.
PERIOD_NAME	K	CHAR(8)	Name of the period. This is derived using fields SMFSTSID, SMFSTDTE, and SMFSTTME from the record as parameters in the PERIOD function.
MVS_SYSTEM_ID	K	CHAR(4)	MVS system ID. This is the SMF system ID. From SMFSTSID.
CICS_SYSTEM_ID	K	CHAR(8)	CICS generic APPLID. This is the VTAM application ID used when requesting a session with this CICS system. From SMFSTPRN.
TS_CF_STR_PREF	K	CHAR(8)	First part of the structure name. From S1PREF.
TS_CF_POOL_NAME	K	CHAR(8)	Pool name part of the structure name. From S1POOL.
TS_CF_CONN_PREF	K	CHAR(8)	Prefix for connection name. From S1CNPREF.

CICS statistics component data tables

Column name		Data type	Description
TS_CF_MVS_SYSN	K	CHAR(8)	Own MVS system name from CVTSNAME. From S1NSYSN.
TS_CF_SIZE		FLOAT	Current allocated size of the list structure. From S1SIZE.
TS_CF_MAX_SIZE		FLOAT	Maximum size to which this structure could be altered. From S1SIZEMX.
TS_CF_LHEAD_MAX		FLOAT	Maximum number of list headers. From S1HDRS.
TS_CF_CHEAD		FLOAT	Headers used for control lists. From S1HDRSCT.
TS_CF_QDATA_HEAD		FLOAT	Headers available for queue data row. From S1HDRSQD.
TS_CF_ELEM_SIZE		FLOAT	Data element size of the list structure. From S1ELEM LN.
TS_CF_DATAEL_SIZE		FLOAT	Data element size, to the power of 2, used for the structure. From S1ELEM PW.
TS_CF_ENTREL_MAX		FLOAT	Maximum number of elements per entry (for 32 kilobytes) From S1ELEM PE.
TS_CF_EMTRY_ELSZ		FLOAT	Element size of entry-to-element ratio. From S1ELEM RT.
TS_CF_ENTRSZ_RATIO		FLOAT	Entry size of entry-to-element ratio. From S1ENTRR T.
TS_CF_ENTRUSE_CUR		FLOAT	Number of entries currently in use. From S1ENTR CT.
TS_CF_ENTRUSE_MAX		FLOAT	Maximum number of entries in use (since last reset). From S1ENTRH I.
TS_CF_ENTRFRE_MIN		FLOAT	Minimum number of free entries (since last reset). From S1ENTR LO.
TS_CF_ENTRALL_TOT		FLOAT	Total number of data entries in the current allocated structure. From S1ENTRM X.
TS_CF_ELUSE_CUR		FLOAT	Number of elements currently in use. From S1ELEM CT.
TS_CF_ELUSE_MAX		FLOAT	Maximum number of elements in use. From S1ELEM HI.
TS_CF_ELFREE_MIN		FLOAT	Lowest number of elements currently free (total - used). From S1ELEM LO.
TS_CF_ELCUR_TOT		FLOAT	Maximum number of elements returned by IXLCONN. From S1ELEM MX.
TS_CF_USLST_HEAD		FLOAT	Number of elements on used list. From S1USED CT.
TS_CF_USED_MAX		FLOAT	Highest number of elements on used list. From S1USED HI.
TS_CF_ENTR_FREE		FLOAT	Number of entries on free list. From S1FREE CT.
TS_CF_ENTRFRE_MAX		FLOAT	Highest number of entries on free list. From S1FREE HI.
TS_CF_QUEUE_NUM		FLOAT	Number of current existing queues. From S1INDX CT.
TS_CF_QUEUE_MAX		FLOAT	Highest number of queues at any time (since last reset) From S1INDX HI.
TS_CF_ENTRIX_QREAD		FLOAT	Read queue index entry. From S1RDQ CT.
TS_CF_ENTRIX_QWR		FLOAT	Write queue index entry. From S1WRQ CT.
TS_CF_ENTRIX_QDEL		FLOAT	Delete queue index entry. From S1DLQ CT.
TS_CF_DATA LIST		FLOAT	Number of times that a separate data list was created. From S1CRL CT.
TS_CF_DELETE_LIST		FLOAT	Delete list (one for each overall delete). From S1DLL CT.
TS_CF_DATA_QREAD		FLOAT	Number of queue index reads. From S1RDL CT.
TS_CF_DATA_QWRITE		FLOAT	Number of queue writes (new or update) including data. From S1RWL CT.
TS_CF_LISTEN_RREA		FLOAT	Rewrite list entry. From S1RWL CT.

CICS statistics component data tables

Column name		Data type	Description
TS_CF_ENTRIX_QINQ		FLOAT	Inquire on queue index entry. From S1INQCT.
TS_CF_LISTEN_ENQY		FLOAT	Inquiry in list entry. From S1INLCT.
TS_CF_ENTRIX_WRITE		FLOAT	Number of index writes to update adjunct area only. This area contains the read cursor for small queues and the queues and the queue status, including last used data. From S1WRACT.
TS_CF_ENTRFRE_RRD		FLOAT	Number of index data reads that had to be repeated because the data was larger than the default data transfer size. From S1RRQCT.
TS_CF_LISTDATA_RD		FLOAT	Number of list data reads that had to be repeated because the data was larger than the default data transfer size. From S1RRLCT.
TS_CF_ASYNC_REQS		FLOAT	Number of asynchronous requests. From S1ASYCT.
TS_CF_NORMAL_RESP		FLOAT	Number of normal responses. From S1RSP1CT.
TS_CF_TIMEOUT_REQS		FLOAT	Request timed out by the CF and should be restarted. From S1RSP2CT.
TS_CF_ENTR_NOTFND		FLOAT	Specified entry (queue or item) was not found. From S1RSP3CT.
TS_CF_FAIL_VRSCHK		FLOAT	A verification check failed for an entry being updated, indicating that another task had updated it first. From S1RSP4CT.
TS_CF_FAIL_LSTCHK		FLOAT	A list authority comparison failed, usually indicating that a large queue was deleted. From S1RSP5CT.
TS_CF_FAIL_LSTFUL		FLOAT	Maximum list key reached, indicating that the maximum queue size or the maximum number of queues has been reached, depending on list. From S1RSP6CT.
TS_CF_FAIL_STRFUL		FLOAT	The list structure is out of space. From S1RSP7CT.
TS_CF_FAIL_IOERR		FLOAT	An IXLLIST RC occurred other than those previously described. From S1RSP8CT.

CICS_S_TS_STOR_T

This table provides detailed storage statistics. For CICS/TS V1.2 and later, this maps the DFHXQS3D record.

The default retention period for this table is 7 days.

Column name		Data type	Description
DATE	K	DATE	Date when the statistics record was written to SMF. From SMFSTDTE.
PERIOD_NAME	K	CHAR(8)	Name of the period. This is derived using fields SMFSTSID, SMFSTDTE, and SMFSTTME from the record as parameters in the PERIOD function.
TIME	K	TIME	Time when the statistics record was written to SMF. From SMFSTTME.
MVS_SYSTEM_ID	K	CHAR(4)	MVS system ID. This is the SMF system ID. From SMFSTSID.
CICS_SYSTEM_ID	K	CHAR(8)	CICS generic APPLID. This is the VTAM application ID used when requesting a session with this CICS system. From SMFSTPRN.
TS_STOR_POOL	K	CHAR(8)	Name of the storage pool. AXMPGANY (for LOC=ANY) or AXMPGLOW (for LOC=BELOW) From S3ANYNAM or S3MPFLOW.

Column name		Data type	Description
TS_STOR_PSIZE_TOT		FLOAT	Size of the storage pool area. Calculated as <i>maximum</i> of S3ANYSIZ or S3LOWSIZ.
TS_STOR_PADDR		FLOAT	Address of the storage pool area. From S3ANYPTR or S3LOWPTR.
TS_STOR_PPAGE_TOT		FLOAT	Total pages in the storage pool. Calculated as <i>maximum</i> of S3ANYMX or S3LOWMX.
TS_STOR_USE_MAX		FLOAT	Number of used pages in the storage pool. Calculated as <i>maximum</i> of S3ANYUS or S3LOWUS.
TS_STOR_FREE_MAX		FLOAT	Maximum number of free pages in the storage pool. Calculated as <i>maximum</i> of S3ANYFR or S3LOWFR.
TS_STOR_FREE_MIN		FLOAT	Minimum number of free pages in the storage pool (since reset). Calculated as <i>minimum</i> of S3ANYLO or S3LOWLO.
TS_STOR_GETS		FLOAT	Number of storage GET requests. From S3ANYRQG or S3LOWRQG.
TS_STOR_REQ_FAILS		FLOAT	Number of GET requests that failed to obtain storage. From S3ANYRQF or S3LOWRQF.
TS_STOR_FREES		FLOAT	Number of storage FREE requests. From S3ANYRQS or S3LOWRQS.
TS_STOR_RETRIES		FLOAT	Number of compression (defragmentation) attempts. From S3ANYRQC or S3LOWRQC.

CICS_S_TS_STOR_D

This table provides daily storage statistics. For CICS/TS V1.2 and later, this maps the DFHXQS3D record.

The default retention period for this table is 30 days.

Column name		Data type	Description
DATE	K	DATE	Date when the statistics record was written to SMF. From SMFSTDTE.
PERIOD_NAME	K	CHAR(8)	Name of the period. This is derived using fields SMFSTSID, SMFSTDTE, and SMFSTTME from the record as parameters in the PERIOD function.
MVS_SYSTEM_ID	K	CHAR(4)	MVS system ID. This is the SMF system ID. From SMFSTSID.
CICS_SYSTEM_ID	K	CHAR(8)	CICS generic APPLID. This is the VTAM application ID used when requesting a session with this CICS system. From SMFSTPRN.
TS_STOR_POOL	K	CHAR(8)	Name of the storage pool. AXMPGANY (for LOC=ANY storage pool) or AXMPGLOW (for LOC=BELOW storage pool). From S3ANYNAM or S3MPFLOW.
TS_STOR_PSIZE_TOT		FLOAT	Size of the storage pool area. Calculated as <i>maximum</i> of S3ANYSIZ or S3LOWSIZ.
TS_STOR_PADDR		FLOAT	Address of the storage pool area. From S3ANYPTR or S3LOWPTR.
TS_STOR_PPAGE_TOT		FLOAT	Total pages in the storage pool. Calculated as <i>maximum</i> of S3ANYMX or S3LOWMX.
TS_STOR_USE_MAX		FLOAT	Number of used pages in the storage pool. Calculated as <i>maximum</i> of S3ANYUS or S3LOWUS.

CICS statistics component data tables

Column name		Data type	Description
TS_STOR_FREE_MAX		FLOAT	Maximum number of free pages in the storage pool. Calculated as <i>maximum</i> of S3ANYFR or S3LOWFR.
TS_STOR_FREE_MIN		FLOAT	Minimum number of free pages in the storage pool (since reset). Calculated as <i>minimum</i> of S3ANYLO or S3LOWLO.
TS_STOR_GETS		FLOAT	Number of storage GET requests. From S3ANYRQG or S3LOWRQG.
TS_STOR_REQ_FAILS		FLOAT	Number of GET requests that failed to obtain storage. From S3ANYRQF or S3LOWRQF.
TS_STOR_FREES		FLOAT	Number of storage FREE requests. From S3ANYRQS or S3LOWRQS.
TS_STOR_RETRIES		FLOAT	Number of compress (defragmentation) attempts. From S3ANYRQC or S3LOWRQC.

CICS_S_URIMAP_T

This table provides detailed statistics for individual URIMAP. It contains data from CICS statistics records (SMF 110, subtype 2 std 104). For CICS/TS V3.1 and later, it takes information from the DFHWBRDS CICS dsect.

The default retention period for this table is 7 days.

Column name		Data type	Description
DATE	K	DATE	Date when the statistics record was written to SMF. From SMFSTDTE.
PERIOD_NAME	K	CHAR(8)	Name of the period. This is derived using fields SMFSTSID, SMFSTDTE, and SMFSTTME from the record as parameters in the PERIOD function.
TIME	K	TIME	Time when the statistics record was written to SMF. From SMFSTTME.
MVS_SYSTEM_ID	K	CHAR(4)	MVS system ID. This is the SMF system ID. From SMFSTSID.
CICS_SYSTEM_ID	K	CHAR(8)	CICS generic APPLID. This is the VTAM application ID used when requesting a session with this CICS system. From SMFSTPRN.
URIMAP_ATOM_SRV		CHAR(8)	The name of the ATOMSERVICE resource definition for the Atom document. From WBRUATOMSRV.
URIMAP_AUTH		CHAR(5)	Whether credentials (authentication information) are sent for outbound Web requests. From WBRUAUTH.
URIMAP_IP_ADDRESS		CHAR(39)	The IPv4 or IPv6 address of the host. From WBRUIPAPPR.
URIMAP_IP_FAMILY		CHAR(7)	The address format of the IP Resolved Address. From WBRUIPFAMILY.
URIMAP_NAME	K	CHAR(8)	The name of the URIMAP definition. From WBRUNAME.
URIMAP_PORT		INTEGER	The port number used for the client connection or the communication. From WBRUPORT.

CICS statistics component data tables

Column name		Data type	Description
URIMAP_USAGE		CHAR(8)	The intended use of this URIMAP. The possible values are: SERVER: the URIMAP definition is used to locate the resources for CICS to produce an HTTP response to the request identified by HOST and PATH. CLIENT: the URIMAP definition is used to specify information for making an HTTP request from CICS an HTTP client. PIPELINE: the URIMAP definition is used to locate the resources for CICS to produce an XML response to the request identified by HOST and PATH. From WBRUUSG.
URIMAP_SCHEME		CHAR(8)	The scheme for the HTTP request. The possible values are HTTP, HTTPS(HTTP with SSL) and WMQ. From WBRSCHEME.
ANALYZER		CHAR(1)	Whether (Y) or not (N) the analyzer associated with the TCPIPSERVICE definition is called to process the request. From WBRUANUSE.
REDIRECTION_TYPE		CHAR(10)	Whether or not matching requests should be redirected, on a temporary or permanent basis. From WBRUREDTYPE.
URIMAP_HOST		VARCHAR(116)	The host name of the URL to which the HTTP request is to be sent for USAGE (CLIENT). The host name on the incoming HTTP request that is used to select this URIMAP definition for any other USAGE. From WBRUHNAME.
URIMAP_PATH		VARCHAR(254)	The path of the target URL to which the HTTP request is to be sent for USAGE (CLIENT). The path on the incoming HTTP request that is used to select this URIMAP definition, for any other USAGE. The PATH may terminate in an asterisk, meaning that it is generic, and matches any path whose characters are the same up to but excluding the asterisk. From WBRUPATH.
TEMPLATE_NAME		VARCHAR(48)	The name of a CICS document template whose contents are returned as the HTTP response. From WBRUTNAME.
HFS_FILE		VARCHAR(254)	The name of a file in the z/OS UNIX System Services Hierarchical File System (HFS), whose contents are returned as the HTTP response. From WBRUHFSFILE.
LOCATION_REDIRECT		VARCHAR(254)	An alternate URL to which the Web client will be redirected, if redirection is specified. From WBRULOC.
TRANSACTION_ID		CHAR(4)	The name of the alias transaction that processes the incoming HTTP request. From WBRUTRANID.
TCPSERVICE_NAME		CHAR(8)	The TCPIPSERVICE to which this URIMAP definition applies. Only requests received on this TCPIPSERVICE are matched to this URIMAP definition. If no TCPIPSERVICE is specified, the URIMAP definition applies to all incoming HTTP requests. From WBRUTCPSRV.
CONVERTER		CHAR(8)	The name of a converter program that is used to transform the HTTP request into a form suitable for the application program specified in PROGRAM. From WBRUCONVNM.
PROGRAM_NAME		CHAR(8)	The name of the application program that processes the incoming HTTP request. From WBRUPGMNM.

CICS statistics component data tables

Column name		Data type	Description
WEBSERVICE_NAME		VARCHAR(32)	The name of the WEBSERVICE resource definition for the Web service that handles the incoming HTTP request. From WBRUWEBSER.
PIPELINE_NAME		CHAR(8)	The name of the PIPELINE resource definition for the Web service that handles the incoming HTTP request. From WBRUPIPEL.
URIMAP_REF_CNT		FLOAT	Number of times this URIMAP definition was referenced. From WBRUREFCNT.
URIMAP_DISABLED		FLOAT	Number of times this host and path were matched, but the URIMAP definition was disabled. From WBRUMTCHDIS.
URIMAP_REDIRECTED		FLOAT	Number of times this host and path were matched and the request was redirected. From WBRUMTCHRED.

CICS_S_WEBSERV_T

This table provides details of various attribute settings of each WEBSERVICE resource definition. It contains data from CICS statistics records (SMF 110, subtype 2 std 106). For CICS/TS V3.1 and later, it takes information from the DFHPIWDS CICS dsect.).

The default retention period for this table is 7 days.

Column name		Data type	Description
DATE	K	DATE	Date when the statistics record was written to SMF. From SMFSTDTE.
PERIOD_NAME	K	CHAR(8)	Name of the period. This is derived using fields SMFSTSID, SMFSTDTE, and SMFSTTME from the record as parameters in the PERIOD function.
TIME	K	TIME	Time when the statistics record was written to SMF. From SMFSTTME.
MVS_SYSTEM_ID	K	CHAR(4)	MVS system ID. This is the SMF system ID. From SMFSTSID.
CICS_SYSTEM_ID	K	CHAR(8)	CICS generic APPLID. This is the VTAM application ID used when requesting a session with this CICS system. From SMFSTPRN.
WEBSERVICE_NAME	K	CHAR(8)	The name of the WEBSERVICE resource definition. From PIWSEARNM.
PROGRAM_INTERFACE		CHAR(8)	For a service provider, indicates whether CICS passes data to the target application program in a COMMAREA or a CHANNEL or N/A. From PIWPGINT.
VALIDATION		CHAR(1)	Indicates whether full validation of SOAP messages against the corresponding schema in the Web service description is specified. Possible values are N or Y. From PIWMSGVAL.
PIPELINE_NAME		CHAR(8)	The name of the PIPELINE resource definition used to provide information about message handlers acting on service request processed by this task. From WBPIPLNM.
URIMAP_NAME		CHAR(8)	The name of a dynamically installed URIMAP resource definition, if there is one that is associated with this Web service. From PIWURINM.

Column name		Data type	Description
WSBIND_FILE		VARCHAR(254)	The file name of the Web service binding file associated with the Web service resource. From PIWWSBFL.
WSDL_FILE		VARCHAR(254)	The file name of the Web service description (WSDL) file associated with the Web service resource. From PIWWSDLFL.
WSDL_BIND		VARCHAR(254)	The WSDL binding represented by the Web service. This binding is one of (potentially) many that appear in the WSDL file. From PIWWSDLBD.
ENDPOINT_URI		VARCHAR(254)	The URI specifying the location on the network (or endpoint) of the Web service, as defined in the Web service description. From PIWENDPURI.
PROGRAM_NAME		CHAR(8)	The name of the target application program. From PIWPROGNM.
CONTAINER_NAME		VARCHAR(16)	When CICS passes data to the target application program in a channel, indicates the name of the container that holds the top level data. From PIWCONTNM.
WEBSERVICE_USECNT		FLOAT	The number of times this Web service was used to process a Web service request. From PIWWEBUSECNT.

CICS_TCPIP_CONN_D

This table provides daily TCP/IP connection statistics from CICS TS 3.2 (SMF 110, subtype 2). This maps the CICS DFHISRDS macro.

The default retention period for this table is 30 days.

Column name		Data type	Description
DATE	K	DATE	Date when the statistics record was written to SMF. From SMFSTDTE
MVS_SYSTEM_ID	K	CHAR(4)	MVS system ID. This is the SMF system ID. From SMFSTSID
CICS_SYSTEM_ID	K	CHAR(8)	CICS generic APPLID. This is the VTAM application ID used when requesting a session with this CICS system. From SMFSTPRN
PERIOD_NAME	K	CHAR(8)	Name of the period. This is derived using fields SMFSTSID, SMFSTDTE, and SMFSTTME from the record as parameters in the PERIOD function
IP_CONN_NAME	K	CHAR(8)	IP Connection name. From ISR_IPCONN_NAME.
FUNCS_IC_REQUESTS		INTEGER	The number of interval control requests for function shipping on this connection. From ISR_FS_IC_REQUESTS.
IC_REQ_BYTES_RECV		FLOAT	The number of bytes received by interval control requests. From ISR_FS_IC_BYT_RECV.
IC_REQ_BYTES_SENT		FLOAT	The number of bytes sent on interval control requests. From ISR_FS_IC_BYT_SENT.
IP_ADDRESS		CHAR(39)	The IPv4 or IPv6 address of the host. From ISR_IP_ADDRESS.
IP_ALLOC_FAIL_LNK		INTEGER	Failed allocates – Link. From ISR_ALLOC_FAIL_LNK.
IP_ALLOC_FAIL_OTR		INTEGER	Failed allocates – Other. From ISR_ALLOC_FAIL_OTR.
IP_ALLOCQ_LIMIT		INTEGER	Allocate queuelimit. From ISR_ALLOCQ_LIMIT.
IP_QLIM_ALLOC_REJ		INTEGER	Queuelimit allocate rejects. From ISR_QLIM_ALLOC_REJ.
IP_APPLID		CHAR(8)	IP Connection applid. From ISR_APPLID.

CICS statistics component data tables

Column name		Data type	Description
IP_CON_GMT_CREATE		TIMESTAMP	AI Ipconn create time – GMT. From ISR_CON_GMT_CTIME.
IP_CON_GMT_DELETE		TIMESTAMP	AI Ipconn delete time – GMT. From ISR_CON_GMT_DTIME.
IP_CON_LOC_CREATE		TIMESTAMP	AI Ipconn create time-Local. From ISR_CON_CTIME.
IP_CON_LOC_DELETE		TIMESTAMP	AI Ipconn delete time-Local. From ISR_CON_DTIME.
IP_CUR_QD_ALLOC		INTEGER	Current queued allocates. From ISR_CURQ_ALLOC.
IP_CUR_RECV_SESS		INTEGER	Current receive sessions. From ISR_CUR_RECV_SESS.
IP_CUR_SEND_SESS		INTEGER	Current send sessions. From ISR_CUR_SEND_SESS.
IP_FAMILY		CHAR(7)	The address format of the IP Resolved Address. From ISR_IP_FAMILY.
IP_FUNSHP_BYT_RECV		FLOAT	FS Program reqs bytes received. From ISR_FS_PG_BYT_RECV.
IP_FUNSHP_BYT_SENT		FLOAT	FS Program reqs bytes sent. From ISR_FS_PG_BYT_SENT.
IP_FUNSHP_PRG_REQ		INTEGER	Function Shipped Program requests. From ISR_FS_PG_REQUESTS.
IP_HOST_NAME		CHAR(116)	IP Connection Host name. From ISR_HOST_NAME.
IP_MAXQ_PURGED		INTEGER	Maxq time allocates purged. From ISR_MAXQ_ALLOC_PRG.
IP_MAXQ_QPURGE		INTEGER	Maxq time allocate qpurges. From ISR_MAXQ_ALLOC_QP.
IP_MAXQ_TIME		INTEGER	Max queue time. From ISR_MAX_QUEUE_TIME.
IP_NETWORK_ID		CHAR(8)	IP Connection network id. From ISR_NETWORK_ID.
IP_PEAK_QD_ALLOC		INTEGER	Peak queued allocates. From ISR_PEAKQ_ALLOC.
IP_PEAK_RECV_SESS		INTEGER	Peak receive sessions. From ISR_PEAK_RECV_SESS.
IP_PEAK_SEND_SESS		INTEGER	Peak send sessions. From ISR_PEAK_SEND_SESS.
IP_PORT_NUMBER		INTEGER	IP Connection port number. From ISR_PORT_NUMBER.
IP_RECV_SESS		INTEGER	Receive sessions. From ISR_RECV_SESS.
IP_SEND_SESS		INTEGER	Send sessions. From ISR_SEND_SESS.
IP_SSL_SUPPORT		CHAR(1)	IPCONN SSL Support – Y or N
IP_TCPIP_SERVICE		CHAR(8)	IP Connection Tcpi service. From ISR_TCPIP_SERVICE.
IP_TRANS_ATTACHED		INTEGER	No. transactions attached. From ISR_TRANS_ATTACHED.
IP_TOT_ALLOC		INTEGER	IP Connection total allocates. From ISR_TOT_ALLOC.
IP_USERAUTH		CHAR(15)	IPCONN Userauth. From ISR_USERAUTH.
IP_XISQ_PURGE		INTEGER	Xisque allocates purged. From ISR_XISQ_ALLOC_PRG.
IP_XISQ_QPURGE		INTEGER	Xisque allocate qpurges. From ISR_XISQ_ALLOC_QP.
IP_XISQ_REJECT		INTEGER	Xisque allocate rejects. From ISR_XISQ_ALLOC_REJ.
REM_TERM_START		INTEGER	The total number of START requests sent from a remote terminal. From ISR_REM_TERM_STRTS.
TRAN_BYTES_RECV		FLOAT	The number of bytes received by transaction routing requests. From ISR_TR_BYTES_RECV.
TRAN_BYTES_SENT		FLOAT	The number of bytes sent on transaction routing requests. From ISR_TR_BYTES_SENT.
TRAN_ROUTE_REQ		INTEGER	The number of transaction routing requests on this connection. From ISR_TR_REQUESTS.

CICS_TCPIP_CONN_H

This table provides hourly TCP/IP connection statistics from CICS TS 3.2 (SMF 110, subtype 2). This maps the CICS DFHISRDS macro.

The default retention period for this table is 7 days.

Column name		Data type	Description
DATE	K	DATE	Date when the statistics record was written to SMF. From SMFSTDTE
TIME	K	TIME	Time when the statistics record was written to SMF. From SMFSTTME
MVS_SYSTEM_ID	K	CHAR(4)	MVS system ID. This is the SMF system ID. From SMFSTSID
CICS_SYSTEM_ID	K	CHAR(8)	CICS generic APPLID. This is the VTAM application ID used when requesting a session with this CICS system. From SMFSTPRN
PERIOD_NAME	K	CHAR(8)	Name of the period. This is derived using fields SMFSTSID, SMFSTDTE, and SMFSTTME from the record as parameters in the PERIOD function
IP_CONN_NAME	K	CHAR(8)	IP Connection name. From ISR_IPCONN_NAME.
IC_REQ_BYTES_RECV		FLOAT	The number of bytes received by interval control requests. From ISR_FS_IC_BYT_RECV.
IC_REQ_BYTES_SENT		FLOAT	The number of bytes sent on interval control requests. From ISR_FS_IC_BYT_SENT.
IP_ADDRESS		CHAR(39)	The IPv4 or IPv6 address of the host. From ISR_IP_ADDRESS.
IP_ALLOC_FAIL_LNK		INTEGER	Failed allocates – Link. From ISR_ALLOC_FAIL_LNK.
IP_ALLOC_FAIL_OTR		INTEGER	Failed allocates – Other. From ISR_ALLOC_FAIL_OTR.
IP_ALLOCQ_LIMIT		INTEGER	Allocate queuelimit. From ISR_ALLOCQ_LIMIT.
IP_APPLID		CHAR(8)	IP Connection applid. From ISR_APPLID.
IP_CON_GMT_CREATE		TIMESTAMP	AI Ipconn create time – GMT. From ISR_CON_GMT_CTIME.
IP_CON_GMT_DELETE		TIMESTAMP	AI Ipconn delete time – GMT. From ISR_CON_GMT_DTIME.
IP_CON_LOC_CREATE		TIMESTAMP	AI Ipconn create time-Local. From ISR_CON_CTIME.
IP_CON_LOC_DELETE		TIMESTAMP	AI Ipconn delete time-Local. From ISR_CON_DTIME.
IP_CUR_QD_ALLOC		INTEGER	Current queued allocates. From ISR_CURQ_ALLOC.
IP_CUR_RECV_SESS		INTEGER	Current receive sessions. From ISR_CUR_RECV_SESS.
IP_CUR_SEND_SESS		INTEGER	Current send sessions. From ISR_CUR_SEND_SESS.
IP_FAMILY		CHAR(7)	The address format of the IP Resolved Address. From ISR_IP_FAMILY.
IP_FUNSHP_BYT_RECV		FLOAT	FS Program reqs bytes received. From ISR_FS_PG_BYT_RECV.
IP_FUNSHP_BYT_SENT		FLOAT	FS Program reqs bytes sent. From ISR_FS_PG_BYT_SENT.
IP_FUNSHP_PRG_REQ		INTEGER	Function Shipped Program requests. From ISR_FS_PG_REQUESTS.
IP_HOST_NAME		CHAR(116)	IP Connection Host name. From ISR_HOST_NAME.
IP_NETWORK_ID		CHAR(8)	IP Connection network id. From ISR_NETWORK_ID.
IP_MAXQ_PURGED		INTEGER	Maxqtime allocates purged. From ISR_MAXQ_ALLOC_PRG.
IP_MAXQ_QPURGE		INTEGER	Maxqtime allocate qpurges. From ISR_MAXQ_ALLOC_QP.
IP_MAXQ_TIME		INTEGER	Max queue time. From ISR_MAX_QUEUE_TIME.

CICS statistics component data tables

Column name		Data type	Description
IP_PEAK_QD_ALLOC		INTEGER	Peak queued allocates. From ISR_PEAKQ_ALLOC.
IP_PORT_NUMBER		INTEGER	IP Connection port number. From ISR_PORT_NUMBER.
IP_PEAK_RECV_SESS		INTEGER	Peak receive sessions. From ISR_PEAK_RECV_SESS.
IP_PEAK_SEND_SESS		INTEGER	Peak send sessions. From ISR_PEAK_SEND_SESS.
IP_QLIM_ALLOC_REJ		INTEGER	Queuelimit allocate rejects. From ISR_QLIM_ALLOC_REJ.
IP_RECV_SESS		INTEGER	Receive sessions. From ISR_RECV_SESS.
IP_SEND_SESS		INTEGER	Send sessions. From ISR_SEND_SESS.
IP_SSL_SUPPORT		CHAR(1)	IPCONN SSL Support – Y or N
IP_TCPIP_SERVICE		CHAR(8)	IP Connection Tcpi service. From ISR_TCPIP_SERVICE.
IP_TOT_ALLOC		INTEGER	IP Connection total allocates. From ISR_TOT_ALLOC.
IP_TRANS_ATTACHED		INTEGER	No. transactions attached. From ISR_TRANS_ATTACHED.
IP_USERAUTH		CHAR(15)	IPCONN Userauth. From ISR_USERAUTH.
IP_XISQ_PURGE		INTEGER	Xisque allocates purged. From ISR_XISQ_ALLOC_PRG.
IP_XISQ_QPURGE		INTEGER	Xisque allocate qpurges. From ISR_XISQ_ALLOC_QP.
IP_XISQ_REJECT		INTEGER	Xisque allocate rejects. From ISR_XISQ_ALLOC_REJ.
FUNCS_IC_REQUESTS		INTEGER	The number of interval control requests for function shipping on this connection. From ISR_FS_IC_REQUESTS.
REM_TERM_START		INTEGER	The total number of START requests sent from a remote terminal. From ISR_REM_TERM_STRTS.
TRAN_BYTES_RECV		FLOAT	The number of bytes received by transaction routing requests. From ISR_TR_BYTES_RECV.
TRAN_BYTES_SENT		INTEGER	The number of bytes sent on transaction routing requests. From ISR_TR_BYTES_SENT.
TRAN_ROUTE_REQ		INTEGER	The number of transaction routing requests on this connection. From ISR_TR_REQUESTS.

Tables in the CICS transaction and unit-of-work analysis component

As described in “Evaluating the CICS transaction and unit-of-work analysis component” on page 13, if you install the CICS transaction and unit-of-work analysis component, IBM Z Decision Support loads into its system tables the data table and view tables described in this section.

If you install this component, use a separate collection job for it. In the daily CICS collection job, exclude the data table provided with this component. Otherwise, data collection takes too much time to complete and results in a table that is too large to manage. For more information, see “Optimizing data collection” on page 17.

CICS_T_TRAN_T

This table provides statistics on CICS transactions. It contains information from CICS performance class monitoring records for CICS/ESA and CICS/TS (SMF 110, subtype 1) and CICS/MVS (SMF 110, subtype 0).

The default retention period for this table is 2 days.

CICS transaction and UOW analysis component data tables

Column name		Data type	Description
START_TIMESTAMP	K	TIMESTAMP	Date and time (timestamp) when the transaction was started. From START.
MVS_SYSTEM_ID	K	CHAR(4)	MVS system ID. This is the SMF system ID. From SMFMNSID.
CICS_SYSTEM_ID	K	CHAR(8)	CICS generic APPLID. This is the VTAM application ID that is used when requesting a session with this CICS system. When XRF is used, the two systems have the same generic but different specific IDs. From SMFMNPRN.
TRANSACTION_ID	K	CHAR(4)	Transaction identifier. From TRAN.
ABEND_CODE_CURRENT		CHAR(4)	Current abend code. From ABCODEC (CICS V3) or ABCODE (CICS V2).
ABEND_CODE_ORIGIN		CHAR(4)	Original (first) abend code. From ABCODEO (CICS V3) or ABCODE (CICS V2).
BFDGST_COUNT		FLOAT	The total number of EXEC CICS BIF DIGEST commands issued by the user task. From BFDGSTCT.
BFTOT_COUNT		FLOAT	The total number of EXEC CICS BIF DEEDIT and BIF DIGEST commands issued by the user task.
BMS_INPUTS		INTEGER	Number of BMS IN requests. This is the number of RECEIVE MAP requests that incurred a terminal I/O. From BMSINCT.
BMS_MAP_REQUESTS		INTEGER	Number of BMS MAP requests. This is the number of RECEIVE MAP requests that did not incur a terminal I/O and the number of RECEIVE MAP FROM requests. From BMSMAPCT.
BMS_OUTPUTS		INTEGER	Number of BMS OUT requests. This is the number of SEND MAP requests. From BMSOUTCT.
BMS_REQUESTS_TOTAL		INTEGER	Total number of BMS requests. From BMSTOTCT.
BRIDGE_TRANS_ID		FLOAT	3270 Bridge transaction identification. From BRDGTRAN.
CFDTPWAIT_CLOCK		FLOAT	Elapsed time that the user task waited for CF data table I/O. From CFDTPWAIT.
CFDTPWAIT_COUNT		FLOAT	Number of times that the user task waited for CF data table I/O. From CFDTPWAIT.
CHARS_IN_ALT_LU62		FLOAT	Number of characters received from the alternate terminal facility by the user task for LUTYPE6.2 (APPC) sessions. This is the sum of TCC62IN2.
CHARS_INPUT_ALT		INTEGER	Number of characters received from the LUTYPE6.1 alternate terminal facility. From TCCHRIN2.
CHARS_INPUT_PRIME		INTEGER	Number of characters received from the principal terminal facility. From TCCHRIN1.
CHARS_OUT_ALT_LU62		FLOAT	Number of characters sent to the alternate terminal facility by the user task for LUTYPE6.2 (APPC) sessions. This is the sum of TCC62OU2.
CHARS_OUTPUT_ALT		INTEGER	Number of characters sent to the LUTYPE6.1 alternate terminal facility. From TCCHROU2.
CHARS_OUTPUT_PRIME		INTEGER	Number of characters sent to the principal terminal facility. From TCCHROU1.
CPU_SEC		FLOAT	CPU time, in seconds. From USRCPUT.

CICS transaction and UOW analysis component data tables

Column name		Data type	Description
DB2_REQS_COUNT		FLOAT	Number of DB2 (EXEC SQL IFI) requests issued by the user task. From DB2REQCT.
DB2CONWT_CLOCK		FLOAT	Elapsed time that the user task waited for a CICS DB2 subtask to become available. From DB2CONWT.
DB2CONWT_COUNT		FLOAT	Number of times that the user task waited for a CICS DB2 subtask to become available. From DB2CONWT.
DB2RDYQW_CLOCK		FLOAT	Elapsed time that the user task waited for a DB2 thread to become available. From DB2RDYQW.
DB2RDYQW_COUNT		FLOAT	Number of times that the user task waited for a DB2 thread to become available. From DB2RDYQW.
DB2WAIT_CLOCK		FLOAT	Elapsed time that the user task waited for DB2 to service the DB2 EXEC SQL and IFI requests. From DB2WAIT.
DB2WAIT_COUNT		FLOAT	Number of times that the user task waited for DB2 to service the DB2 EXEC SQL and IFI requests. From DB2WAIT.
DECRYPT_BYTES		FLOAT	Number of bytes decrypted by the secure sockets layer for the user task. From SOBYDECT.
DISP_TCB_HWM		FLOAT	The peak number of CICS open TCBs (in TCB modes H8, J8, J9, L8, or S8) that have been allocated to the user task. From DSTCBHWM.
DISPATCH_COUNT		INTEGER	Total number of times that the transaction was dispatched. From USRDISPT.
DISPATCH_DELAY_SEC		FLOAT	Time waiting for the first dispatch, in seconds. This is a subset of SUSPEND_SEC. This is the sum of DSPDELAY.
DISPATCH_SEC		FLOAT	Elapsed time that the transaction was dispatched, in seconds. From USRDISPT.
DISPATCH_WAITS		INTEGER	Number of times that the transaction was waiting for redispach. This is valid for CICS V3 and later. From DISPWTT.
DISPATCH_WAIT_SEC		FLOAT	Time that the transaction was waiting for redispach, in seconds. This is valid for CICS V3 and later. From DISPWTT.
DSMMSC_CLOCK		FLOAT	The elapsed time which the user task spent waiting because no TCB was available, and none could be created due to MVS storage constraints. From DSMMSC_CLOCK.
DSMMSC_COUNT		FLOAT	The number of times that the user task waited because no TCB was available, and none could be created due to MVS storage constraints. From DSMMSC_COUNT.
DSTCBM_CLOCK		FLOAT	The elapsed time which the user task spent in TCB mismatch waits, that is, waiting because there was no available TCB matching the request, but there was at least one non-matching free TCB. From DSTCBM_CLOCK.
DSTCBM_COUNT		FLOAT	The number of times that the user task waited due to TCB mismatch, because there was no available TCB matching the request, but there was at least one non-matching free TCB. From DSTCBM_COUNT.
ECEFOP_COUNT		FLOAT	The number of event filter operations performed by the user task. From ECEFOPCT.
ECEVNT_COUNT		FLOAT	The number of events captured by user task. From ECEVNTCT.

CICS transaction and UOW analysis component data tables

Column name		Data type	Description
ECSIGE_COUNT		FLOAT	The total number of EXEC CICS SIGNAL EVENT commands issued by the user task. From ECSIGECT.
EICTOT_COUNT		FLOAT	The total number of EXEC CICS commands issued by the user task. From EICTOTCT.
ENCRYPT_BYTES		FLOAT	Number of bytes encrypted by the secure sockets layer for the user task. From SOBYENCT.
ENQ_WAITS		FLOAT	Number of CICS Task Control ENQ waits. This is the sum of ENQDELAY.
ENQ_WAIT_SEC		FLOAT	Time waiting for CICS Task Control ENQ, in seconds. This is the sum of ENQDELAY.
EXCEPTIONS		INTEGER	Number of exception conditions that have occurred for this task. Exception conditions are waits for storage, waits for a string, and waits for a file buffer. This is valid for CICS V3 and later. From EXWTTIME.
EXCEPTION_WAIT_SEC		FLOAT	Exception wait time, in seconds. This is valid for CICS V3 and later. From EXWTTIME.
FC_ACCESS_METHODS		INTEGER	Number of file control access method calls. Not incremented if the request is function shipped. From FCAMCT.
FC_ADD_REQUESTS		INTEGER	Number of file control ADD requests. Incremented even if the request is function shipped. From FCADDCT.
FC_BROWSE_REQUESTS		INTEGER	Number of file control BROWSE requests. Incremented even if the request is function shipped. From FCBRWCT.
FC_DELETE_REQUESTS		INTEGER	Number of file control DELETE requests. Incremented even if the request is function shipped. From FCDELCT.
FC_GET_REQUESTS		INTEGER	Number of file control GET requests. Incremented even if the request is function shipped. From FCGETCT.
FC_IO_WAITS		INTEGER	Number of file control I/O waits. From FCIOWTT.
FC_IO_WAIT_SEC		FLOAT	File control I/O wait time, in seconds. From FCIOWTT.
FC_PUT_REQUESTS		INTEGER	Number of file control PUT requests. Incremented even if the request is function shipped. From FCPUTCT.
FC_REQUESTS_TOTAL		INTEGER	Total number of file control requests. Incremented even if the request is function shipped. From FCTOTCT.
FE_ALLOC_COUNT		FLOAT	Number of conversations allocated by the user task. This number is incremented for each FEPI ALLOCATE POOL or FEPI CONVERSE POOL. This is the sum of SZALLOCT.
FE_ALLOC_TIMEOUT		FLOAT	Number of times the user task timed out while waiting to allocate a conversation. This is the sum of SZALLCTO.
FE_CHARS_RECEIVED		FLOAT	Number of characters received through FEPI by the user task. This is the sum of SZCHRIN.
FE_CHARS_SENT		FLOAT	Number of characters sent through FEPI by the user task. This is the sum of SZCHROUT.
FE_RECEIVE_REQ		FLOAT	Number of FEPI RECEIVE requests made by the user task. This number is also incremented for each FEPI CONVERSE request. This is the sum of SZRCVCT.
FE_RECEIVE_TIMEOUT		FLOAT	Number of times the user task timed out while waiting to receive data. This is the sum of SZRCVTO.

CICS transaction and UOW analysis component data tables

Column name		Data type	Description
FE_REQUESTS_TOTAL		FLOAT	Total number of all FEPI API and SPI requests made by the user task. This is the sum of SZTOTCT.
FE_SEND_REQUESTS		FLOAT	Number of FEPI SEND requests made by the user task. This number is also incremented for each FEPI CONVERSE request. This is the sum of SZSENDCT.
FE_START_REQUESTS		FLOAT	Number of FEPI START requests made by the user task. This is the sum of SZSTRCT.
FE_WAITS		FLOAT	Number of times that the user task waited for FEPI services. This is the sum of SZWAIT.
FE_WAIT_SEC		FLOAT	Time that the user task waited for all FEPI services, in seconds. This is the sum of SZWAIT.
GETMAINS_CDSA		INTEGER	Number of user_storage GETMAIN requests below the 16MB line, in the CDSA. From SCCGETCT.
GETMAINS_ECDSA		INTEGER	Number of user_storage GETMAIN requests above the 16MB line, in the ECDSA. From SCCGETCTE.
GETMAINS_EUDSA		INTEGER	Number of user_storage GETMAIN requests above the 16MB line, in the EUDSA. From SCUGETCTE.
GETMAINS_UDSA		INTEGER	Number of user_storage GETMAIN requests below the 16MB line, in the UDSA. From SCUGETCT.
GNQDELAY_CLOCK		FLOAT	Elapsed time that the user task waited for a CICS task control global enqueue. From GNQDELAY.
GNQDELAY_COUNT		FLOAT	Number of times that the user task waited for a CICS task control global enqueue. From GNQDELAY.
GVUPWAIT_CLOCK		FLOAT	Elapsed time that the user task waited as the result of relinquishing control to another task. From GVUPWAIT.
GVUPWAIT_COUNT		FLOAT	Number of times that the user task waited as the result of relinquishing control to another task. From GVUPWAIT.
IC_START_REQUESTS		INTEGER	Number of interval control START or INITIATE requests. From ICPUINCT.
ICDELAY_CLOCK		FLOAT	Elapsed time that the user task waited the result from EXEC CICS DELAY or RETRIEVE command. From ICDELAY.
ICDELAY_COUNT		FLOAT	Number of times that the user task waited the result from EXEC CICS DELAY or RETRIEVE command. From ICDELAYT.
ICTOT_REQS		FLOAT	Total number of Interval Control Start, Cancel, Delay and Retrieve requests issued by the user task. From ICTOTCT.
IMS_REQS_COUNT		FLOAT	Number of IMS (DBCTL) requests issued by the user task. From IMSREQCT.
IMSWAIT_CLOCK		FLOAT	Elapsed time that the user task waited for DBCTL to service the IMS requests issued by the user task. From IMSWAIT.
IMSWAIT_COUNT		FLOAT	Number of times that the user task waited for DBCTL to service the IMS requests issued by the user task. From IMSWAIT.
J8CPUT_CLOCK		FLOAT	Processor time that the user task was dispatched on each CICS J8 TCB. From J8CPUT.
J8CPUT_COUNT		FLOAT	Number of times that the user task was dispatched on each CICS J8 TCB. From J8CPUT.

CICS transaction and UOW analysis component data tables

Column name		Data type	Description
J9CPUT_CLOCK		FLOAT	The processor time during which the user task was dispatched by the CICS dispatcher domain on a CICS J9 mode TCB. From J9CPUT_CLOCK.
J9CPUT_COUNT		FLOAT	The number of times that the user task was dispatched by the CICS dispatcher domain on a CICS J9 mode TCB. From J9CPUT_COUNT.
JAVA_OO_REQS		FLOAT	Total number of CICS OO foundation class requests (JCICS) issued by the user task. From CFCAPICT.
JC_IO_WAITS		INTEGER	Number of journal control I/O waits. From JCIOWTT.
JC_IO_WAIT_SEC		FLOAT	Journal control I/O wait time, in seconds. From JCIOWTT.
JC_OUTPUT_REQUESTS		INTEGER	Journal control output (PUT) requests. From JCPUWRCT.
JVMITI_CLOCK		FLOAT	JVM elapsed time, initialize - clock. From JVMITI_CLOCK.
JVMITI_COUNT		FLOAT	JVM elapsed time, initialize - count. From JVMITI_COUNT.
JVMRTI_CLOCK		FLOAT	JVM elapsed time, reset - clock. From JVMRTI_CLOCK.
JVMRTI_COUNT		FLOAT	JVM elapsed time, reset - count. From JVMRTI_COUNT.
JVMSUSP_CLOCK		FLOAT	Elapsed time that the task was suspended by the CICS dispatcher while running in the CICS JVM. From JVMSUSP.
JVMSUSP_COUNT		FLOAT	Number of times that the task was suspended by the CICS dispatcher while running in the CICS JVM. From JVMSUSP.
JVMTHDWT_CLOCK		FLOAT	The elapsed time that the user task waited to obtain a JVM server thread because the CICS system had reached the thread limit for a JVM server. From JVMTHDWT_CLOCK.
JVMTHDWT_COUNT		FLOAT	The number of times when the user task waited to obtain a JVM server thread because the CICS system had reached the thread limit for a JVM. server. From JVMTHDWT_COUNT.
JVMTIME_CLOCK		FLOAT	Elapsed time that was spent in the CICS JVM by the user. From JVMTIME.
JVMTIME_COUNT		FLOAT	Number of times that were spent in the CICS JVM by the user. From JVMTIME.
KY8DIS_CLOCK		FLOAT	User task key 8 mode dispatch time - clock. idd:break>From KY8DIS_CLOCK.
KY8DIS_COUNT		FLOAT	User task key 8 mode dispatch time - count. idd:break>From KY8DIS_COUNT.
KY8CPU_CLOCK		FLOAT	User task key 8 mode CPUtime - clock. idd:break>From KY8CPU_CLOCK.
KY8CPU_COUNT		FLOAT	User task key 8 mode CPU time - count. idd:break>From KY8CPU_COUNT.
KY9_COUNT		FLOAT	The number of times the user task was dispatched by the CICS dispatcher on a CICS key 9 mode TCB. From KY9_COUNT.

CICS transaction and UOW analysis component data tables

Column name		Data type	Description
KY9CPU_CLOCK		FLOAT	Processor time during which the user task was dispatched by the CICS dispatcher on a CICS key 9 mode TCB. From KY9CPU_CLOCK.
KY9DIS_CLOCK		FLOAT	The total elapsed time during which the user task was dispatched by the CICS dispatcher on a CICS key 9 mode TCB. From KY9DIS_CLOCK.
L8CPUT_CLOCK		FLOAT	Processor time that the user task was dispatched on each CICS L8 TCB. From L8CPUT.
L8CPUT_COUNT		FLOAT	Number of times that the user task was dispatched on each CICS L8 TCB. From L8CPUT.
L9CPUT_CLOCK		FLOAT	The processor time during which the user task was dispatched by the CICS dispatcher domain on a CICS L9 mode TCB. When a transaction invokes an OPENAPI application program defined with EXECKEY= USER, it is allocated and uses a CICS L9 mode TCB. From L9CPUT.
L9CPUT_COUNT		FLOAT	Number of times the user task was dispatched by the CICS dispatcher domain on a CICS L9 mode TCB. This field is related to XPlink support. From L9CPUT.
LINK_URM_REQS		FLOAT	Number of program LINK URM requests issued by the user task. This is the sum of PLCURMCT.
LMDELAY_CLOCK		FLOAT	Elapsed time that the user task waited to acquire a lock on a resource. From LMDELAY.
LMDELAY_COUNT		FLOAT	Number of times that the user task waited to acquire a lock on a resource. From LMDELAY.
LOGGER_WRITE_COUNT		FLOAT	Number of CICS logger write requests issued by the user task. This is the sum of LOGWRTCT.
LU_NAME		CHAR(8)	VTAM logical unit name (if available) of the terminal associated with this transaction. From LUNAME.
LU61_IO_WAITS		FLOAT	Number of waits for I/O on a LUTYPE6.1 connection or session. Includes waits for conversations across LUTYPE6.1 connections, but not waits due to LUTYPE6.1 syncpoint flows. This is the sum of LU61WTT.
LU61_IO_WAIT_SEC		FLOAT	I/O wait time for a LUTYPE6.1 connection or session, in seconds. Includes wait time for conversations across LUTYPE6.1 connections, but not waits due to LUTYPE6.1 syncpoint flows. This is the sum of LU61WTT.
LU62_IO_WAITS		FLOAT	Number of waits for I/O on a LUTYPE6.2 (APPC) connection or session. Includes waits for conversations across LUTYPE6.2 (APPC) connections, but not waits due to LUTYPE6.2 (APPC) syncpoint flows. This is the sum of LU62WTT.
LU62_IO_WAIT_SEC		FLOAT	I/O wait time for a LUTYPE6.2 (APPC) connection or session, in seconds. Includes wait time for conversations across LUTYPE6.2 (APPC) connections, but not waits due to LUTYPE6.2 (APPC) syncpoint flows. This is the sum of LU62WTT.
MAXHTD_CLOCK		FLOAT	Max hot-pooling TCB delay time - clock. idd:break>From MAXHTD_CLOCK.
MAXHTD_COUNT		FLOAT	Max hot-pooling TCB delay time - count. idd:break>From MAXHTD_COUNT.

CICS transaction and UOW analysis component data tables

Column name		Data type	Description
MAXJTD_CLOCK		FLOAT	Max JVM TCB delay time - clock. id:break>From MAXJTD_CLOCK.
MAXJTD_COUNT		FLOAT	Max JVM TCB delay time - count. id:break>From MAXJTD_COUNT.
MAXOTDLY_CLOCK		FLOAT	Elapsed time that the user task waited to obtain a CICS open TCB, because the region had reached the limit set by MAXOPENTCBS parameter. From MAXOTDLY.
MAXOTDLY_COUNT		FLOAT	Number of times that the user task waited to obtain a CICS open TCB, because the region had reached the limit set by MAXOPENTCBS parameter. From MAXOTDLY.
MAXSSLTCBS_COUNT		FLOAT	Number of times the CICS system reached the limit set by the system initialization parameter MAXSSLTCBS. From MAXSTDLY.
MAXXPTCBS_COUNT		FLOAT	Number of times the CICS system reached the limit set by the system initialization parameter MAXXPTCBS. From MAXXTDLY.
MAXTTDLY_CLOCK		FLOAT	The elapsed time in which the user task waited to obtain a T8 TCB, because the CICS system reached the limit of available threads. From MAXTTDLY_CLOCK.
MAXTTDLY_COUNT		FLOAT	The number of times when the user task waited to obtain a T8 TCB, because the CICS system reached the limit of available threads. From MAXTTDLY_COUNT.
MRO_WAITS		INTEGER	Number of times the task waited for control at this end of an MRO link. From IRIOWTT.
MRO_WAIT_SEC		FLOAT	Elapsed time, in seconds, that the task waited for control at this end of an MRO link. From IRIOWTT.
MSCPUT_CLOCK		FLOAT	Total processor time that the user task was dispatched on each CICS TCB. From MSDISPT.
MSCPUT_COUNT		FLOAT	Number of times that the user task was dispatched on each CICS TCB. From MSDISPT.
MSDISPT_CLOCK		FLOAT	Total elapsed time that the user task was dispatched on each CICS TCB. From MSDISPT.
MSDISPT_COUNT		FLOAT	Number of times that the user task was dispatched on each CICS TCB. From MSDISPT.
MSG_IN_ALT_LU62		FLOAT	Number of messages received from the alternate terminal facility by the user task for LUTYPE6.2 (APPC) sessions. This is the sum of TCM62IN2.
MSG_INPUT_ALT		INTEGER	Number of messages received from the LUTYPE6.1 alternate terminal facility. From TCMMSGIN2.
MSG_INPUT_PRIME		INTEGER	Number of messages received from the principal terminal facility. From TCMMSGIN1.
MSG_OUT_ALT_LU62		FLOAT	Number of messages sent to the alternate terminal facility by the user task for LUTYPE6.2 (APPC) sessions. This is the sum of TCM62OU2.
MSG_OUTPUT_ALT		INTEGER	Number of messages sent to the LUTYPE6.1 alternate terminal facility. From TCMMSGOU2.
MSG_OUTPUT_PRIME		INTEGER	Number of messages sent to the principal terminal facility. From TCMMSGOU1.
MXT_DELAY_SEC		FLOAT	Time waiting for the first dispatch caused by MXT limits being reached, in seconds. This is the sum of MXTDELAY.

CICS transaction and UOW analysis component data tables

Column name		Data type	Description
NET_ID		CHAR(8)	Network ID. Form NETID
NO_CHAR_RCV		FLOAT	Number of characters received. From SOCHRIN.
NO_CHAR_RCV_IN		FLOAT	Number of characters received inbound. From SOCHRIN1.
NO_CHAR_SEND		FLOAT	Number of characters sent. From SOCHROUT.
NO_CHAR_SND_IN		FLOAT	Number of characters sent inbound. From SOMSROU1.
NO_CRT_NP SOCK		FLOAT	Number of create non-persistent socket requests. idd:break>From SOCPST.
NO_CRT_P SOCK		FLOAT	Number of create persistent socket requests. idd:break>From SOCNPST.
NO_EXT_CERTIF		FLOAT	Number of extract TCP/IP and certificate requests. idd:break>From SOEXTRCT.
NO_INBO_RCV		FLOAT	Number of inbound socket receive requests. idd:break>From SOMSGIN1.
NO_IN_SOCKET		FLOAT	Number of inbound socket send requests. From SOMSGOU1.
NO_SOCKET_RCV		FLOAT	Number of socket receive requests. From SORCVCT.
NO_SOCKET_SND		FLOAT	Number of socket send requests. From SOSENDCT.
NON_PERS SOCK		FLOAT	Persistent socket high-water-mark. From SONPSHWM.
NET_NAME		CHAR(20)	Network name. This name has two parts, separated by a period. The first part is VTAMs name for the system services control point (SSCP). The second part is the task origin: either the terminal LU name or the generic CICS LU name. From NETNAME.
OPERATOR_ID		CHAR(3)	Operator identification at task creation. From OPR.
OTSIND_CLOCK		FLOAT	OTS indoubt wait time - clock. From OTSIND_CLOCK.
OTSIND_COUNT		FLOAT	OTS indoubt wait time - count. From OTSIND_COUNT.
OTS_TRANS_ID		CHAR(128)	OTS transaction ID. From OTSTID.
PAGEINS		INTEGER	Number of virtual storage page-ins. For CICS V2 only. From PAGINCT.
PERF_REC_COUNT		FLOAT	Number of performance class records written by the CICS Monitoring Facility (CMF) for the user task. From PERRECNT.
PERSISTE SOCK		FLOAT	Non-persistent socket high-water-mark. From SOPSHWM.
PGM_COMPRESS		INTEGER	Number of program compressions. For CICS V2 only. From PCCMPRTM.
PGM_COMPRESS_SEC		FLOAT	Time, in seconds, that the task spent in program compression. For CICS V2 only. From PCCMPRTM.
PGM_DTL_COUNT		FLOAT	Number of distributed program LINK requests issued by the user task. From PCDPLCT.
PGM_LINK_REQUESTS		INTEGER	Number of program LINK requests. From PCLINKCT.
PGM_LOAD_REQUESTS		INTEGER	Number of program LOAD requests. From PCLOADCT.
PGM_LOADS		INTEGER	Number of program library fetches. From PCLOADTM.
PGM_LOAD_SEC		FLOAT	Time, in seconds, that the task waited for program library (DFHRPL) fetches. From PCLOADTM.

CICS transaction and UOW analysis component data tables

Column name		Data type	Description
PGM_XCTL_REQUESTS		INTEGER	Number of program XCTL (transfer control) requests. From PCXCTLCT.
PORT_NUMBER		FLOAT	Port number being used for this TCP/IP service. From PORTNUM.
PROGRAM_NAME		CHAR(8)	Name of the first program invoked at attach time. If the transaction is routed to another system, the name on this system is DFHCRP. From PGMNAME.
PTPWAI_CLOCK		FLOAT	Partner wait time - clock. From PTPWAI_CLOCK.
PTPWAI_COUNT		FLOAT	Partner wait time - count. From PTPWAI_COUNT.
QRCPUT_CLOCK		FLOAT	Processor time that the user task was dispatched on the CICS QR TCB. From QRCPUT.
QRCPUT_COUNT		FLOAT	Number of times that the user task was dispatched on the CICS QR TCB. From QRCPUT.
QRDISPT_CLOCK		FLOAT	Elapsed time that the user task was dispatched on the CICS QR TCB. From QRDISPT.
QRDISPT_COUNT		FLOAT	Number of times that the user task was dispatched on the CICS QR TCB. From QRDISPT.
QRMODDLY_CLOCK		FLOAT	Elapsed time that the user task waited for a redispach on the CICS QR TCB. From QRMODDLY.
QRMODDLY_COUNT		FLOAT	Number of times that the user task waited for a redispach on the CICS QR TCB. From QRMODDLY.
RECOVERY_MGR_UOW		CHAR(8)	Identifier of the logical unit of work (unit of recovery) for this task. Unit-of-recovery values are used to synchronize recovery operations among CICS and their resource managers, such as IMS and DB2. From RMUOWID.
RECORD_TYPE		CHAR(4)	Record type: C for a terminal converse, D for user EMP DELIVER request, T for a task termination, MT for a semi-permanent mirror suspend (CICS V3 only), F for a long-running transaction and S for a syncpoint. From RTYPE.
REDISPATC_COUNT		FLOAT	Number of times that the user task was re-dispatched after a CICS Dispatcher change TCB mode request. From DSCHMDLY.
REDISPATC_WAIT_SEC		FLOAT	The elapsed time, in seconds, the user task waited for re-dispatch after a CICS Dispatcher change-TCB mode request was issued by or on behalf of the user task. This field is related to Internet Security and is a subset of SUSPEND_SEC. From DSCHMDLY.
RESPONSE_SEC		FLOAT	Transaction response time, in seconds. Calculated as STOP - START.
RLSWAIT_CLOCK		FLOAT	Elapsed time during which the user task waited for RLS file I/O. This is from RLSWAIT.
RLSWAIT_COUNT		FLOAT	Number of times that the user task was waiting for RLS file I/O. This is the sum of RLSWAIT.
RLUNAME		CHAR(8)	VTAM logical unit name. From RLUNAME.
RMI_COUNT		FLOAT	Number of times that the user task was in the Resource Manager Interface (RMI). This is the sum of RMITIME.
RMI_SEC		FLOAT	Time spent in the Resource Manager Interface (RMI), in seconds. This is the sum of RMITIME.

CICS transaction and UOW analysis component data tables

Column name		Data type	Description
RMI_SUSPENDS		FLOAT	Number of times that the task was suspended while in the Resource Manager Interface (RMI). This is a subset of SUSPENDS and RMI_COUNT. This is the sum of RMISUSP.
RMI_SUSPEND_SEC		FLOAT	Time the task was suspended by the dispatcher while in the Resource Manager Interface (RMI), in seconds. This is a subset of SUSPEND_SEC and RMI_SEC. This is the sum of RMISUSP.
ROCPUT_CLOCK		FLOAT	User task RO mode CPU time - clock. idd:break>From ROCPUT_CLOCK.
ROCPUT_COUNT		FLOAT	User task RO mode CPU time - count. idd:break>From ROCPUT_COUNT.
RODISP_CLOCK		FLOAT	User task RO mode dispatch time - clock. idd:break>From RODISP_CLOCK.
RODISP_COUNT		FLOAT	User task RO mode dispatch time - count. idd:break>From RODISP_COUNT.
RQPWAI_CLOCK		FLOAT	Request processor wait time - clock. From RQPWAI_CLOCK.
RQPWAI_COUNT		FLOAT	Request processor wait time - count. From RQPWAI_COUNT.
RQRWAI_CLOCK		FLOAT	Request receiver wait time - clock. From RQPWAI_CLOCK.
RQRWAI_COUNT		FLOAT	Request receiver wait time - count. From RQPWAI_COUNT.
RRMSWAIT_CLOCK		FLOAT	Elapsed time that the user task waited in doubt using resource recovery services for EXCI. From RRMSWAIT.
RRMSWAIT_COUNT		FLOAT	Number of times that the user task waited in doubt using resource recovery services for EXCI. From RRMSWAIT.
RUNTRWTT_CLOCK		FLOAT	Elapsed time that the user task waited for completion of a transaction that executed as the result of a CICS BTS run process or run activity. From RUNTRWTT.
RUNTRWTT_COUNT		FLOAT	Number of times that the user task waited for completion of a transaction that executed as the result of a CICS BTS run process or run activity. From RUNTRWTT.
S8CPUT_CLOCK		FLOAT	Processor time that the user task was dispatched on each CICS S8 TCB. From S8CPUT.
S8CPUT_COUNT		FLOAT	Number of times that the user task was dispatched on each CICS S8 TCB. From S8CPUT.
SHR24_BYTE_COUNT		FLOAT	Number of bytes of shared storage GETMAINed by the user task below the 16MB line, in the CDSA or SDSA. This is the sum of SC24SGCT.
SHR24_FREEM_COUNT		FLOAT	Number of bytes of shared storage FREEMAINed by the user task below the 16MB line, in the CDSA or SDSA. This is the sum of SC24SGCT.
SHR24_GETM_COUNT		FLOAT	Number of storage GETMAIN requests issued by the user task below the 16MB line, in the CDSA or SDSA. This is the sum of SC24FSHR.
SHR31_BYTE_COUNT		FLOAT	Number of bytes of shared storage GETMAINed by the user task above the 16MB line, in the ECDSA or ESDSA. This is the sum of SC31GSHR.

CICS transaction and UOW analysis component data tables

Column name		Data type	Description
SHR31_FREEM_COUNT		FLOAT	Number of bytes of shared storage FREEMAINED by the user task above the 16MB line, in the ECDSA or ESDSA. This is the sum of SC31FSHR.
SHR31_GETM_COUNT		FLOAT	Number of storage GETMAIN requests issued by the user task above the 16MB line, in the ECDSA or ESDSA. This is the sum of SC31SGCT.
SOIOWTT_CLOCK		FLOAT	Elapsed time that the user task waited for SOCKETS I/O. From SOIOWTT.
SOIOWTT_COUNT		FLOAT	Number of times that the user task waited for SOCKETS I/O. From SOIOWTT.
SOOIOW_CLOCK		FLOAT	Outbound socket I/O wait time - clock. idd:break>From SOOIOW_CLOCK.
SOOIOW_COUNT		FLOAT	Outbound socket I/O wait time - count. idd:break>From SOOIOW_COUNT.
SRVSYWTT_CLOCK		FLOAT	Elapsed time that the user task waited for a CF data table to process syncpoint requests. From SRVSYWT.
SRVSYWTT_COUNT		FLOAT	Number of times that the user task waited for a CF data table to process syncpoint requests. From SRVSYWT.
SSLTCB_WAIT_SEC		FLOAT	The elapsed time, in seconds, in which the user task waited to obtain a CICS SSL TCB (S8 mode), because the CICS system had reached the limit set by the system initialization parameter MAXSSLTCBS. This field is related to Internet Security. From MAXSTDLY.
STOP_TIMESTAMP		TIMESTAMP	Date and time (timestamp) when the transaction finished. From STOP.
STORAGE_CDSA_MAX		INTEGER	Peak user storage allocated below the 16MB line, in the CICS dynamic storage area (CDSA), in bytes. From SC24CHWM.
STORAGE_ECDSA_MAX		INTEGER	Peak user storage allocated above the 16MB line, in the extended CICS dynamic storage area (ECDSA), in bytes. From SC31CHWM.
STORAGE_EUDSA_MAX		INTEGER	Peak of user storage allocated above the 16MB line, in the extended user dynamic storage area (EUDSA), in bytes. From SCUSRHWME.
STORAGE_OCC_CDSA		FLOAT	Storage occupancy below the 16MB line, in the CDSA, in kilobyte-seconds. This measures the area under the curve of storage in use against elapsed time. From SC24COCC.
STORAGE_OCC_ECDSA		FLOAT	Storage occupancy above the 16MB line, in the ECDSA, in kilobyte-seconds. This measures the area under the curve of storage in use against elapsed time. From SC31COCC.
STORAGE_OCC_EUDSA		FLOAT	Storage occupancy above the 16MB line, in the EUDSA, in kilobyte-seconds. This measures the area under the curve of storage in use against elapsed time. From SCUSRSTGE.
STORAGE_OCC_UDSA		FLOAT	Storage occupancy below the 16MB line, in the UDSA, in kilobyte-seconds. This measures the area under the curve of storage in use against elapsed time. From SCUSRSTG.
STORAGE_PGM_A16M		INTEGER	Peak program storage above the 16MB line, in bytes. This includes ECDSA, EUDSA and ERDSA. From PC31AHWM.
STORAGE_PGM_B16M		INTEGER	Peak program storage below the 16MB line, in bytes. This includes CDSA and UDSA. From PC24BHWM.

CICS transaction and UOW analysis component data tables

Column name		Data type	Description
STORAGE_PGM_CDSA		INTEGER	Peak program storage below the 16MB line, in the CICS dynamic storage area (CDSA), in bytes. From PC24CHWM.
STORAGE_PGM_ECDSA		INTEGER	Peak program storage above the 16MB line, in the extended CICS dynamic storage area (ECDSA), in bytes. From PC31CHWM.
STORAGE_PGM_ERDSA		INTEGER	Peak program storage above the 16MB line, in the extended read-only dynamic storage area (ERDSA), in bytes. From PC31RHWM.
STORAGE_PGM_ESDSA		FLOAT	Peak program storage above the 16MB line in the extended shared dynamic storage area (ESDSA). This is a subset of STORAGE_PGM_A16M. This is the maximum of PC31SHWM.
STORAGE_PGM_EUDSA		INTEGER	Peak program storage above the 16MB line, in the extended user dynamic storage area (EUDSA), in bytes. From PC31UHWM.
STORAGE_PGM_RDSA		FLOAT	Peak program storage below the 16MB line in the read-only dynamic storage area (RDSA). This is a subset of STORAGE_PGM_B16M. This is the maximum of PC24RHWM.
STORAGE_PGM_SDSA		FLOAT	Peak program storage below the 16MB line in the shared dynamic storage area (SDSA). This is a subset of STORAGE_PGM_B16M. This is the maximum of PC24SHWM.
STORAGE_PGM_TOTAL		INTEGER	Peak program storage both above and below the 16MB line, in bytes. From PCSTGHWM.
STORAGE_PGM_UDSA		INTEGER	Peak program storage below the 16MB line, in the user dynamic storage area (UDSA), in bytes. From PC24UHWM.
STORAGE_TIOA		INTEGER	Terminal storage allocated to the terminal associated with this task, if applicable, in bytes. From TCSTG.
STORAGE_UDSA_MAX		INTEGER	Peak user storage allocated below the 16MB line, in the user dynamic storage area (UDSA), in bytes. From SCUSRHWM.
SUSPENDS		INTEGER	Number of times the task was suspended because of waiting for dispatch or redispach. From SUSPTIME.
SUSPEND_SEC		FLOAT	Total elapsed time, in seconds, that the task was suspended by the dispatcher. This includes time waiting for first dispatch, task suspend time and time waiting for redispach after a suspended task has been resumed. From SUSPTIME.
SYNCDLY_CLOCK		FLOAT	Elapsed time that the user task waited for a SYNC request to be issued by its parent transaction. From SYNCDLY.
SYNCDLY_COUNT		FLOAT	Number of times that the user task waited for a SYNC request to be issued by its parent transaction. From SYNCDLY.
SYNCPOINT_REQUESTS		INTEGER	Number of SYNCPOINT requests. From SPSYNCT.
SYNCTIME_CLOCK		FLOAT	Total elapsed time that the user task was dispatched and was processing Syncpoint requests. This is from SYNCTIME.

CICS transaction and UOW analysis component data tables

Column name		Data type	Description
SYNCTIME_COUNT		FLOAT	Number of times that the user task was dispatched and was processing Syncpoint requests. This is the sum of SYNCTIME.
T8CPUT_CLOCK		FLOAT	The processor time during which the user task was dispatched by the CICS dispatcher domain on a CICS T8 mode TCB. From T8CPUT_CLOCK.
T8CPUT_COUNT		FLOAT	The number of times when the user task was dispatched by the CICS dispatcher domain on a CICS T8 mode TCB. From T8CPUT_COUNT.
TASK_FLAG		CHAR(4)	Task error flags, a string of 31 bits used for signalling unusual conditions occurring during the transaction. From TASKFLAG.
TC_ALLOCATE_REQ		INTEGER	Number of TCTTE ALLOCATE requests issued by the task for APPC, LUTYPE6.1, and IRC sessions. From TCALLOCT.
TC_IO_WAITS		INTEGER	Number of terminal control I/O waits. This includes LUTYPE6.1 communication waits for CICS V3 data. (See LU61_IO_WAITS for CICS V4 and later.) This is the sum of TCIOWTT.
TC_IO_WAIT_SEC		FLOAT	Terminal control I/O wait time, in seconds. This includes LUTYPE6.1 communication wait time for CICS V3 data. (See LU61_IO_WAIT_SEC for CICS V4 and later.) This is the sum of TCIOWTT.
TCB_ATTACH_COUNT		FLOAT	Number of CICS TCBs attached by the user task. From TCBATTCT.
TCB_CHANGE_MODES		FLOAT	The number of CICS change-TCB modes issued by the user task. From CHMODECT. This column is superseded by columns REDISPATC_COUNT and REDISPATC_WAIT_SEC from CTS 3.1+.
TCLSNAME_DELAY_SEC		FLOAT	Time waiting for the first dispatch caused by transaction class limits being reached, in seconds. This is the sum of TCLDELAY.
TCP_SERVICE		CHAR(8)	Name of the CP/IP service. From TCPSRVCE.
TD_GET_REQUESTS		INTEGER	Number of transient data GET requests. From TDGETCT.
TD_IO_WAITS		INTEGER	Number of transient data I/O waits. This is valid for CICS V3 and later. From TDIOWTT.
TD_IO_WAIT_SEC		FLOAT	Transient data I/O wait time, in seconds. This is valid only for CICS V3. From TDIOWTT.
TD_PURGE_REQUESTS		INTEGER	Number of transient data PURGE requests. From TDPURCT.
TD_PUT_REQUESTS		INTEGER	Number of transient data PUT requests. From TDPUTCT.
TD_REQUESTS_TOTAL		INTEGER	Total number of transient data requests. From TDTOTCT.
TERMINAL_ID		CHAR(4)	Terminal identifier. From TERM.
TERM_CONNECT_NAME		CHAR(4)	Terminal session connection name. From TERMCNNM.
TERM_INFO		CHAR(4)	Terminal or session information for this tasks principal facility as identified in the TERM field id 002. This field is null if the task is not associated with a terminal or session. From TERMINFO.
TIASKT_COUNT		FLOAT	The number of EXEC CICS ASKTIME commands issued by the user task. From TIASKTCT.

CICS transaction and UOW analysis component data tables

Column name		Data type	Description
TITOT_COUNT		FLOAT	The total number of EXEC CICS ASKTIME, CONVERTTIME, and FORMATTIME commands issued by the user task. From TITOTCT.
TOT_NO_SOCKET		FLOAT	Total number of socket requests. From SOTOTCT.
TRAN_CLASS_NAME		CHAR(8)	Transaction class name at task creation. From TCLSNAME.
TRANSACTION_CLASS		SMALLINT	Transaction class at task creation. From TCLASS.
TRANSACTION_FLAG		CHAR(8)	Transaction flags. A string of 64 bits used for signalling the transaction definition and status information. From TRANGLAG.
TRANSACTION_NO		DECIMAL(5, 0)	This column is replaced by TRANSACTION_NUM.
TRANSACTION_NUM		CHAR(5)	Transaction identification number, normally a decimal number. However, some CICS system tasks are identified by: III for system initialization, JBS or Jnn for journal control (nn = journal number 01-99), and TCP for terminal control. From TRANNUM.
TRANSACTION_PRIO		SMALLINT	Transaction priority at task creation. From TRANPRI.
TRANSACTION_TYPE		CHAR(4)	Transaction start type. From T.
TRANS_FACILITY_NAM		CHAR(8)	Transaction facility name. From FCTYNAME.
TS_AUX_PUT_REQ		INTEGER	Number of auxiliary temporary storage PUT requests. From TSPUTACT.
TS_GET_REQUESTS		INTEGER	Number of temporary storage GET requests. From TSGETCT.
TS_IO_WAITS		INTEGER	Number of temporary storage I/O waits. From TSIOWTT.
TS_IO_WAIT_SEC		FLOAT	Temporary storage I/O wait time, in seconds. From TSIOWTT.
TS_MAIN_PUT_REQ		INTEGER	Number of main temporary storage PUT requests. From TSPUTMCT.
TS_REQUESTS_TOTAL		INTEGER	Total number of temporary storage requests. From TSTOTCT.
TSSHWAIT_CLOCK		FLOAT	Elapsed time that the user task waited for the completion of an asynchronous shared temporary storage request to a temporary storage data server. From TSSHWAIT.
TSSHWAIT_COUNT		FLOAT	Number of times that the user task waited for the completion of an asynchronous shared temporary storage request to a temporary storage data server. From TSSHWAIT.
UNIT_OF_WORK_ID		CHAR(12)	Unit of work ID as known within the originating system. It is a binary value derived from the originating system clock or a character value (hhmmss), if the originating system is communicating through a DL/I batch session. From first 6 bytes of UOWID.
UOW_PERIOD_COUNT		SMALLINT	Unit of work period count. It may change during the life of a task as a result of syncpoint activity. From the last two bytes of UOWID.
USER_ID		CHAR(8)	User ID at task creation. This can also be the remote user ID for a task created as the result of receiving an ATTACH request across an MRO or APPC link with attach-time security. From USERID.

CICS transaction and UOW analysis component data tables

Column name		Data type	Description
WORKLOAD_REPCLASS		CHAR(8)	MVS Workload Manager (WLM) report class for this transaction. This field is null if the transaction was WLM-classified in another CICS region. From RPTCLASS.
WORKLOAD_SERVCLASS		CHAR(8)	MVS Workload Manager (WLM) service class for this transaction. This field is null if the transaction was WLM-classified in another CICS region. From SRVCLASS.
WTCEWAIT_CLOCK		FLOAT	Elapsed time that the user task waited for one or more ECBs or the completion of an event. From WTEXWAIT.
WTCEWAIT_COUNT		FLOAT	Number of times that the user task waited for one or more ECBs or the completion of an event. From WTEXWAIT.
WTEXWAIT_CLOCK		FLOAT	Elapsed time that the user task waited for one or more ECBs, passed to CICS by the user task. From WTEXWAIT.
WTEXWAIT_COUNT		FLOAT	Number of times that the user task waited for one or more ECBs, passed to CICS by the user task. From WTEXWAIT.
X8CPUT_CLOCK		FLOAT	The processor time during which the user task was dispatched by the CICS dispatcher domain on a CICS X8 mode TCB. When a transaction invokes a C or C++ program that was compiled with the XPLINK option, and that is defined with EXECKEY= CICS, it is allocated and uses a CICS X8 mode TCB. From X8CPUT.
X8CPUT_COUNT		FLOAT	Number of times the user task was dispatched by the CICS dispatcher domain on a CICS X8 mode TCB. This field is related to XPlink support. From X8CPUT.
X9CPUT_CLOCK		FLOAT	The processor time during which the user task was dispatched by the CICS dispatcher domain on a CICS X9 mode TCB. When a transaction invokes a C or C++ program that was compiled with the XPLINK option, and that is defined with EXECKEY= USER, it is allocated and uses a CICS X9 mode TCB. From X9CPUT.
X9CPUT_COUNT		FLOAT	Number of times the user task was dispatched by the CICS dispatcher domain on a CICS X9 mode TCB. This field is related to XPlink support. From X9CPUT.
XML_CPU_COUNT		FLOAT	The number of times a document was converted using zOS XML System Services parser. From MLXSSCTM_CT.
XML_CPU_SEC		FLOAT	The CPU time taken to convert a document using zOS XML System Services parser. From MLXSSCTM_TOD.
XPTCBS_WAIT_SEC		FLOAT	The elapsed time, in seconds, in which the user task waited to obtain a CICS XP TCB (C8 or X9 mode), because the CICS system had reached the limit set by the system parameter MAXXPTCBS. From MAXXTDLY.

CICSBTS_T_TRAN_T

This table provides statistics on CICS transactions. It contains information from CICS performance class monitoring records for CICS/TS (SMF 110, subtype 1) related to the business transaction service (BTS).

The default retention period for this table is 2 days.

CICS transaction and UOW analysis component data tables

Column name		Data type	Description
START_TIMESTAMP	K	TIMESTAMP	Date and time (timestamp) when the transaction was started. From START.
MVS_SYSTEM_ID	K	CHAR(4)	MVS system ID. This is the SMF system ID. From SMFMNSID.
CICS_SYSTEM_ID	K	CHAR(8)	CICS generic APPLID. This is the VTAM application ID that is used when requesting a session with this CICS system. From SMFMNPRN.
TRANSACTION_ID	K	CHAR(4)	Transaction identifier. From TRAN.
ABEND_CODE_CURRENT		CHAR(4)	Current abend code. From ABCODEC (CICS V3) or ABCODE (CICS V2).
ABEND_CODE_ORIGIN		CHAR(4)	Original (first) abend code. From ABCODEO (CICS V3) or ABCODE (CICS V2).
LU_NAME		CHAR(8)	VTAM logical unit name (if available) of the terminal associated with this transaction. From LUNAME.
NET_NAME		CHAR(20)	Network name. This name has two parts, separated by a period. The first part is VTAMs name for the system services control point (SSCP). The second part is the task origin: either the terminal LU name or the generic CICS LU name. From NETNAME.
OPERATOR_ID		CHAR(3)	Operator identification at task creation. From OPR.
PROGRAM_NAME		CHAR(8)	Name of the first program invoked at attach time. If the transaction is routed to another system, the name on this system is DFHCRP. From PGMNAME.
RECORD_TYPE		CHAR(4)	Record type: C for a terminal converse, D for user EMP DELIVER request, T for a task termination, MT for a semi-permanent mirror suspend (CICS V3 only), F for a long-running transaction, and S for a syncpoint. From RTYPE.
STOP_TIMESTAMP		TIMESTAMP	Date and time (timestamp) when the transaction finished. From STOP.
TASK_FLAG		CHAR(4)	Task error flags, a string of 31 bits used for signalling unusual conditions occurring during the transaction. From TASKFLAG.
TERMINAL_ID		CHAR(4)	Terminal identifier. From TERM.
TRAN_CLASS_NAME		CHAR(8)	Transaction class name at task creation. From TCLSNAME.
TRANSACTION_NUM		CHAR(5)	Transaction identification number, normally a decimal number. However, some CICS system tasks are identified by: III for system initialization, JBS or Jnn for journal control (nn = journal number 01-99), and TCP for terminal control. From TRANNUM.
TRANSACTION_PRIO		SMALLINT	Transaction priority at task creation. From TRANPRI.
TRANSACTION_TYPE		CHAR(4)	Transaction start type. From T.
UNIT_OF_WORK_ID		CHAR(12)	Unit of work ID as known within the originating system. This is a binary value derived from the originating system clock or, if the originating system is communicating through a DL/I batch session, a character value (hhmmss). From first 6 bytes of UOWID.

CICS transaction and UOW analysis component data tables

Column name		Data type	Description
UOW_PERIOD_COUNT		SMALLINT	Unit of work period count. This may change during the life of a task as a result of syncpoint activity. From the last two bytes of UOWID.
USER_ID		CHAR(8)	User ID at task creation. This can also be the remote user ID for a task created as the result of receiving an ATTACH request across an MRO or APPC link with attach-time security. From USERID.
Remaining fields			See "Common fields for the business transaction service (BTS)" on page 158.

CICSCHN_T_TRAN_T

This table provides statistics on CICS transactions. It contains information from CICS performance class monitoring records for CICS/TS (SMF 110, subtype 1) related to the use of channels and containers for data transfer between programs.

The default retention period for this table is 2 days.

Column name		Data type	Description
START_TIMESTAMP	K	TIMESTAMP	Date and time (timestamp) when the transaction was started. From START.
MVS_SYSTEM_ID	K	CHAR(4)	MVS system ID. This is the SMF system ID. From SMFMNSID.
CICS_SYSTEM_ID	K	CHAR(8)	CICS generic APPLID. This is the VTAM application ID that is used when requesting a session with this CICS system. From SMFMNPRN.
TRANSACTION_ID	K	CHAR(4)	Transaction identifier. From TRAN.
ABEND_CODE_CURRENT		CHAR(4)	Current abend code. From ABCODEC.
ABEND_CODE_ORIGIN		CHAR(4)	Original (first) abend ode. From ABCODEO.
LU_NAME		CHAR(8)	VTAM logical unit name (if available) of the terminal associated with this transaction. From LUNAME.
NET_NAME		CHAR(20)	Network name. This name has two parts, separated by a period. The first part is VTAMs name for the system services control point (SSCP). The second part is the task origin: either the terminal LU name or the generic CICS LU name. From NETNAME.
OPERATOR_ID		CHAR(3)	Operator identification at task creation. From OPR.
PROGRAM_NAME		CHAR(8)	Name of the first program invoked at attach time. If the transaction is routed to another system, the name on this system is DFHCRP. From PGMNAME.
RECORD_TYPE		CHAR(4)	Record type: C for a terminal converse, D for user EMP DELIVER request, T for a task termination, MT for a semi-permanent mirror suspend (CICS V3 only), F for a long-running transaction and S for a syncpoint. From RTYPE.
STOP_TIMESTAMP		TIMESTAMP	Date and time (timestamp) when the transaction finished. From STOP.
TASK_FLAG		CHAR(4)	Task error flags, a string of 31 bits used for signalling unusual conditions occurring during the transaction. From TASKFLAG.

CICS transaction and UOW analysis component data tables

Column name		Data type	Description
TERMINAL_ID		CHAR(4)	Terminal identifier. From TERM.
TRAN_CLASS_NAME		CHAR(8)	Transaction class name at task creation. From TCLSNAME.
TRANSACTION_NUM		CHAR(5)	Transaction identification number, normally a decimal number. However, some CICS system tasks are identified by: III for system initialisation, JBS or Jnn for journal control (nn = journal number 01-99), and TCP for terminal control. From TRANNUM.
TRANSACTION_PRIO		SMALLINT	Transaction priority at task creation. From TRANPRI.
TRANSACTION_TYPE		CHAR(4)	Transaction start type. From T.
UNIT_OF_WORK_ID		CHAR(12)	Unit of work ID as known within the originating system. This is a binary value derived from the originating system clock or, if the originating system is communicating through a DL/I batch session, a character value (hhmmss). From first 6 bytes of UOWID.
UOW_PERIOD_COUNT		SMALLINT	Unit of work period count. It may change during the life of a task as a result of syncpoint activity. From the last two bytes of UOWID.
USER_ID		CHAR(8)	User ID at task creation. This can also be the remote user ID for a task created as the result of receiving an ATTACH request across an MRO or APPC link with attach-time security. From USERID.
START_CHAN_LREQS		FLOAT	Total number of local interval control START requests, with the CHANNEL option, issued by the user task. From ICSTACCT.
LREQS_BYTES		FLOAT	Total length, in bytes, of the data in the containers of all the locally-executed START CHANNEL requests issued by the user task. This total includes the length of any headers to the data. From ICSTACDL.
START_CHAN_RREQS		FLOAT	Total number of interval control START CHANNEL requests, to be executed on remote systems, issued by the user task. From ICSTRCCT.
RREQS_BYTES		FLOAT	Total length, in bytes, of the data in the containers of all the remotely-executed START CHANNEL requests issued by the user task. This total includes the length of any headers to the data. From ICSTRCDL.
DPL_REQS_BYTES		FLOAT	Total length, in bytes, of the data in the containers of all the distributed program link (DPL) requests, with the CHANNEL option, issued by the user task. This total includes the length of any headers to the data. From PCDLCSDL.
DPLRET_REQS_BYTES		FLOAT	Total length, in bytes, of the data in the containers of all DPL RETURN CHANNEL commands issued by the user task. This total includes the length of any headers to the data. From PCDLCRDL.
LINK_CHAN_REQS		FLOAT	Number of local program LINK requests, with the CHANNEL option, issued by the user task. From PCLNKCCT.
XCTL_CHAN_REQS		FLOAT	Number of program XCTL requests issued with the CHANNEL option by the user task. From PCXCLCCT.

CICS transaction and UOW analysis component data tables

Column name		Data type	Description
DPL_CHAN_REQS		FLOAT	Number of program distributed program link (DPL) requests issued with the CHANNEL option by the user task. From PCDPLCCT.
RET_CHAN_REQS		FLOAT	Number of remote pseudoconversational RETURN requests, with the CHANNEL option, issued by the user task. From PCRTNCCT.
RET_CHAN_BYTES		FLOAT	Total length, in bytes, of the data in the containers of all the remote pseudoconversational RETURN CHANNEL commands issued by the user task. This total includes the length of any headers to the data. From PCRTNCDL.
CHAN_CONTAIN_REQS		FLOAT	Number of CICS requests for channel containers issued by the user task. From PGTOTCCT.
CHAN_BRWCONT_REQS		FLOAT	Number of CICS browse requests for channel containers issued by the user task. From PGBRWCCT.
CHAN_GETCONT_REQS		FLOAT	Number of GET CONTAINER requests for channel containers issued by the user task. From PGGETCCT.
CHAN_PUTCONT_REQS		FLOAT	Number of PUT CONTAINER requests for channel containers issued by the user task. From PGPUTCCT.
CHAN_MOVCONT_REQS		FLOAT	Number of MOVE CONTAINER requests for channel containers issued by the user task. From PGMOVCCT.
CHAN_GETCONT_BYTES		FLOAT	The total length, in bytes, of the data in the containers of all the GET CONTAINER CHANNEL commands issued by the user task. From PGGETCDL.
CHAN_PUTCONT_BYTES		FLOAT	The total length, in bytes, of the data in the containers of all the PUT CONTAINER CHANNEL commands issued by the user task. From PGPUTCDL.
CHAN_MOVEPUT_CONT		FLOAT	The number of containers created by MOVE and PUT CONTAINER requests for channel containers issued by the user task. From PGCRECCT.

CICSDOC_T_TRAN_T

This table provides statistics on CICS transactions. It contains information from CICS performance class monitoring records for CICS/TS (SMF 110, subtype 1) related to the document handler.

The default retention period for this table is 2 days.

Column name		Data type	Description
START_TIMESTAMP	K	TIMESTAMP	Date and time (timestamp) when the transaction was started. From START.
MVS_SYSTEM_ID	K	CHAR(4)	MVS system ID. This is the SMF system ID. From SMFMNSID.
CICS_SYSTEM_ID	K	CHAR(8)	CICS generic APPLID. This is the VTAM application ID that is used when requesting a session with this CICS system. From SMFMNPRN.
TRANSACTION_ID	K	CHAR(4)	Transaction identifier. From TRAN.
ABEND_CODE_CURRENT		CHAR(4)	Current abend code. From ABCODEC (CICS V3) or ABCODE (CICS V2).

CICS transaction and UOW analysis component data tables

Column name		Data type	Description
ABEND_CODE_ORIGIN		CHAR(4)	Original (first) abend code. From ABCODEO (CICS V3) or ABCODE (CICS V2).
LU_NAME		CHAR(8)	VTAM logical unit name (if available) of the terminal associated with this transaction. From LUNAME.
NET_NAME		CHAR(20)	Network name. This name has two parts, separated by a period. The first part is VTAMs name for the system services control point (SSCP). The second part is the task origin: either the terminal LU name or the generic CICS LU name. From NETNAME.
OPERATOR_ID		CHAR(3)	Operator identification at task creation. From OPR.
PROGRAM_NAME		CHAR(8)	Name of the first program invoked at attach time. If the transaction is routed to another system, the name on this system is DFHCRP. From PGMNAME.
RECORD_TYPE		CHAR(4)	Record type: C for a terminal converse, D for user EMP DELIVER request, T for a task termination, MT for a semi-permanent mirror suspend (CICS V3 only), F for a long-running transaction and S for a syncpoint. From RTYPE.
STOP_TIMESTAMP		TIMESTAMP	Date and time (timestamp) when the transaction finished. From STOP.
TASK_FLAG		CHAR(4)	Task error flags, a string of 31 bits used for signalling unusual conditions occurring during the transaction. From TASKFLAG.
TERMINAL_ID		CHAR(4)	Terminal identifier. From TERM.
TRAN_CLASS_NAME		CHAR(8)	Transaction class name at task creation. From TCLSNAME.
TRANSACTION_NUM		CHAR(5)	Transaction identification number, normally a decimal number. However, some CICS system tasks are identified by: III for system initialization, JBS or Jnn for journal control (nn = journal number 01-99), and TCP for terminal control. From TRANNUM.
TRANSACTION_PRIO		SMALLINT	Transaction priority at task creation. From TRANPRI.
TRANSACTION_TYPE		CHAR(4)	Transaction start type. From T.
UNIT_OF_WORK_ID		CHAR(12)	Unit of work ID as known within the originating system. This is a binary value derived from the originating system clock or, if the originating system is communicating through a DL/I batch session, a character value (hhmmss). From first 6 bytes of UOWID.
UOW_PERIOD_COUNT		SMALLINT	Unit of work period count. This may change during the life of a task as a result of syncpoint activity. From the last two bytes of UOWID.
USER_ID		CHAR(8)	User ID at task creation. This can also be the remote user ID for a task created as the result of receiving an ATTACH request across an MRO or APPC link with attach-time security. From USERID.
Remaining fields			See "Common fields for the document handler (DOC)" on page 161.

CICSWEB_T_TRAN_T

This table provides statistics on CICS transactions. It contains information from CICS performance class monitoring records for CICS/TS (SMF 110, subtype 1) related to the Web interface activity.

The default retention period for this table is 2 days.

Column name		Data type	Description
START_TIMESTAMP	K	TIMESTAMP	Date and time (timestamp) when the transaction was started. From START.
MVS_SYSTEM_ID	K	CHAR(4)	MVS system ID. This is the SMF system ID. From SMFMNSID.
CICS_SYSTEM_ID	K	CHAR(8)	CICS generic APPLID. This is the VTAM application ID that is used when requesting a session with this CICS system. From SMFMNPRN.
TRANSACTION_ID	K	CHAR(4)	Transaction identifier. From TRAN.
ABEND_CODE_CURRENT		CHAR(4)	Current abend code. From ABCODEC (CICS V3) or ABCODE (CICS V2).
ABEND_CODE_ORIGIN		CHAR(4)	Original (first) abend code. From ABCODEO (CICS V3) or ABCODE (CICS V2).
ATOMSRVC_NAME		CHAR(8)	The name of the ATOMSERVICE resource definition used to process this task. From WBATMSNM.
BEANTOT_REQ_NUM		FLOAT	The total of beans occurred. From EJBTOTCT.
INV_SOAP_COUNT		FLOAT	The total number of SOAP faults received in response to EXEC CICS INVOKE SERVICE and EXEC CICS INVOKE WEBSERVICE commands. From WBISSFCT.
LU_NAME		CHAR(8)	VTAM logical unit name (if available) of the terminal associated with this transaction. From LUNAME.
NET_NAME		CHAR(20)	Network name. This name has two parts, separated by a period. The first part is VTAMs name for the system services control point (SSCP). The second part is the task origin: either the terminal LU name or the generic CICS LU name. From NETNAME.
OPERATOR_ID		CHAR(3)	Operator identification at task creation. From OPR.
PIPELINE_NAME		CHAR(8)	The name of the PIPELINE resource definition used to provide information about message handlers acting on service request processed by this task. From WBPIPLNM.
PROGRAM_NAME		CHAR(8)	The name of the program from the URIMAP resource definition used to provide application-generated response to HTTP request processed by this task. From WBPROGNM
RECORD_TYPE		CHAR(4)	Record type: C for a terminal converse, D for user EMP DELIVER request, T for a task termination, MT for a semi-permanent mirror suspend (CICS V3 only), F for a long-running transaction and S for a syncpoint. From RTYPE.
SOAPF_COUNT		FLOAT	The total number of EXEC CICS SOAPFAULT ADD, CREATE, and DELETE commands issued by the user task. From WBSFTOCT.
SOAPFC_COUNT		FLOAT	The number of EXEC CICS SOAPFAULT CREATE commands issued by the user task. From WBSFCRCT.

CICS transaction and UOW analysis component data tables

Column name		Data type	Description
SOAP_REQ_LEN		FLOAT	For Web service applications, the SOAP request body length. From WBSREQBL.
SOAP_RES_LEN		FLOAT	For Web service applications, the SOAP response body length. From WBSRSPBL.
STOP_TIMESTAMP		TIMESTAMP	Date and time (timestamp) when the transaction finished. From STOP.
TASK_FLAG		CHAR(4)	Task error flags, a string of 31 bits used for signalling unusual conditions occurring during the transaction. From TASKFLAG.
TERMINAL_ID		CHAR(4)	Terminal identifier. From TERM.
TOT_DOC_LEN		FLOAT	The total length of the documents parsed using zOS XML System Services parser. From MLXSSTDL.
TRANDF_COUNT		FLOAT	The number of EXEC CICS TRANSFORM commands issued by user task. From MLXMLTCT.
TRAN_CLASS_NAME		CHAR(8)	Transaction class name at task creation. From TCLSNAME.
TRANSACTION_NUM		CHAR(5)	Transaction identification number, normally a decimal number. However, some CICS system tasks are identified by: III for system initialization, JBS or Jnn for journal control (nn = journal number 01-99), and TCP for terminal control. From TRANNUM.
TRANSACTION_PRIO		SMALLINT	Transaction priority at task creation. From TRANPRI.
TRANSACTION_TYPE		CHAR(4)	Transaction start type. From T.
UNIT_OF_WORK_ID		CHAR(12)	Unit of work ID as known within the originating system. This is a binary value derived from the originating system clock or, if the originating system is communicating through a DL/I batch session, a character value (hhmmss). From first 6 bytes of UOWID.
UOW_PERIOD_COUNT		SMALLINT	Unit of work period count. It may change during the life of a task as a result of syncpoint activity. From the last two bytes of UOWID.
URIMAP_NAME		CHAR(8)	The name of the URIMAP resource definition that was mapped to the URI of the inbound request processed by this task. From WBURIMNM.
USER_ID		CHAR(8)	User ID at task creation. This can also be the remote user ID for a task created as the result of receiving an ATTACH request across an MRO or APPC link with attach-time security. From USERID.
WEBSRVC_NAME		CHAR(32)	The name of the WEBSERVICE resource definition used to process this task. From WBSVCENM.
WEBSRVC_OPNAME		CHAR(64)	The first 64 bytes of the Web service operation name. From WBSVOPNM.
WSACONTB_COUNT		FLOAT	The number of EXEC CICS WSACONTEXT BUILD commands issued by the user task. From WSABLCT.
WSACONTG_COUNT		FLOAT	The number of EXEC CICS WSACONTEXT GET commands issued by the user task. From WSAGTCT.
WSAEPRC_COUNT		FLOAT	The number of EXEC CICS WSAEPR CREATE commands issued by the user task. From WSAEPCCT.
WSADDR_COUNT		FLOAT	The total number of EXEC CICS WS-Addressing commands issued by the user task. From WSATOTCT.

CICS transaction and UOW analysis component data tables

Column name		Data type	Description
XML_CPU_COUNT		FLOAT	The number of times a document was converted using zOS XML System Services parser. From MLXSSCTM_CT.
XML_CPU_SEC		FLOAT	The CPU time taken to convert a document using zOS XML System Services parser. From MLXSSCTM_TOD.
Remaining fields			See "Common fields for the Web interface (WEB)" on page 161.

CICS_T_UOW_TV1

This is a work view used by CICS Transaction and UOW Analysis Reports. It lists UOW response times by unit of work ID. It is based on the CICS_T_TRAN_T table.

Column name		Data type	Description
NET_NAME		CHAR(20)	This name has two parts, separated by a period. The first part is VTAMs name for the system services control point (SSCP). The second part is the task origin: either the terminal LU name or the generic CICS LU name. From NET_NAME.
RESPONSE_TIME_SEC		DECIMAL(20, 6)	Response time, in seconds, for this unit of work. This includes time for long running mirror tasks thus making this response time unreliable. See RESPONSE_TIME_SEC for CICS_T_UOW_TV2. Calculated as MAX(STOP_TIMESTAMP) - MIN(START_TIMESTAMP).
START_TIMESTAMP		TIMESTAMP	Date and time (timestamp) when this unit of work was started. This (erroneously) includes long running mirror tasks. See START_TIMESTAMP for CICS_T_UOW_TV2. From START_TIMESTAMP.
TRAN_COUNT		INTEGER	Number of transactions in this unit of work. Calculated as number of rows in CICS_T_TRAN_T with identical UNIT_OF_WORK_ID.
UNIT_OF_WORK_ID		CHAR(12)	Unit of work ID as known within the originating system. It is a binary value derived from the originating system clock or a character value (hhmmss), if the originating system is communicating through a DL/I batch session. From UNIT_OF_WORK_ID.

CICS_T_UOW_TV2

This is a work view used by CICS Transaction and UOW Analysis Reports. It lists UOW response times by unit of work ID. Long running mirror tasks are excluded. It is based on the CICS_T_TRAN_T table.

Column name		Data type	Description
NET_NAME		CHAR(20)	This name has two parts, separated by a period. The first part is VTAMs name for the system services control point (SSCP). The second part is the task origin: either the terminal LU name or the generic CICS LU name. From NET_NAME.
RESPONSE_TIME_SEC		DECIMAL(20, 6)	Response time, in seconds, for this unit of work. Calculated as MAX(STOP_TIMESTAMP) - MIN(START_TIMESTAMP). Long running mirror tasks (DFHMIR based transactions) are excluded.

CICS transaction and UOW analysis component data tables

Column name		Data type	Description
START_TIMESTAMP		TIMESTAMP	Date and time (timestamp) when this unit of work was started. Long running mirror tasks are excluded since they can corrupt the unit of work start time. From START_TIMESTAMP.
TRAN_COUNT		INTEGER	Number of transactions in this unit of work. Calculated as number of rows in CICS_T_TRAN_T with identical UNIT_OF_WORK_ID.
UNIT_OF_WORK_ID		CHAR(12)	Unit of work ID as known within the originating system. It is a binary value derived from the originating system clock or a character value (hhmmss), if the originating system is communicating through a DL/I batch session. From UNIT_OF_WORK_ID.

CICS_WMQ_CONN_D

This table provides daily Websphere MQ connection statistics from CICS TS 3.2 (SMF 110, subtype 2). This maps the CICS DFHMQGDS macro.

The default retention period for this table is 30 days.

Column name		Data type	Description
DATE	K	DATE	Date when the statistics record was written to SMF. From SMFSTDTE
MVS_SYSTEM_ID	K	CHAR(4)	MVS system ID. This is the SMF system ID. From SMFSTSID
CICS_SYSTEM_ID	K	CHAR(8)	CICS generic APPLID. This is the VTAM application ID used when requesting a session with this CICS system. From SMFSTPRN
PERIOD_NAME	K	CHAR(8)	Name of the period. This is derived using fields SMFSTSID, SMFSTDTE, and SMFSTTME from the record as parameters in the PERIOD function
MQ_QMANAGER_NAME	K	CHAR(4)	Queue manager name. From MQG_Qmgr_name.
MQ_API_CALLS		INTEGER	Total number of calls. From MQG_TApi.
MQ_API_CALLS_OK		INTEGER	Total number of calls compok. From MQG_TApiOk.
MQ_BUFMH_CALLS		INTEGER	The number of MQBUFMH calls issued. From MQG_TBUFMH.
MQ_CALL_REQ_IO		INTEGER	Total number of calls completed synchronously. From MQG_TCallIO.
MQ_CALL_SWITCHED		INTEGER	Total number of calls switched. From MQG_TSubtasked.
MQ_CALL_SYNC_COMP		INTEGER	Total number of calls compsync. From MQG_TCallSyncComp
MQ_CB_CALLS		INTEGER	The number of MQG_TCB. From MQG_TCB.
MQ_CONN_DT_TM		TIMESTAMP	The date and time when the most recent connection between CICS and Websphere MQ was started. From MQG_CON_TME_LOC.
MQ_CONN_NAME		CHAR(8)	The name of the installed MQCONN definition for the CICS region, which defines the attributes of the connection between CICS and Websphere MQ. From MQG_MQCONN_NAME.
MQ_CONN_STAT		CHAR(1)	Connection status. C for Connected. N for Not connected.
MQ_CRTMH_CALLS		INTEGER	The number of MQCRTMH calls issued. From MQG_TCRTMH.
MQ_CTL_CALLS		INTEGER	The number of MQCTL calls issued. From MQG_TCTL.
MQ_CURR_TASKS		INTEGER	Number of current tasks. From MQG_TTasks.

CICS transaction and UOW analysis component data tables

Column name		Data type	Description
MQ_DCONN_DT_TM		TIMESTAMP	The date and time when the most recent connection between CICS and Websphere MQ ended. From MQG_DISCON_TME_LOC.
MQ_DLTMH_CALLS		INTEGER	The number of MQDLTMH calls issued. From MQG_TDLTMH.
MQ_DLTMP_CALLS		INTEGER	The number of MQDLTMP calls issued. From MQG_TDLTMP.
MQ_FUTILE_ATT		INTEGER	Number of futile attempts. From MQG_TFutileAtt.
MQ_INIT_QUEUE		CHAR(48)	Initiation queue name. From MQG_Init_queue.
MQ_INDOUBT_UOW		INTEGER	Count of indoubt units of work. From MQG_IndoubtUOW.
MQ_INQMP_CALLS		INTEGER	The number of MQINQMP calls issued. From MQG_TINQMP.
MQ_MHBUF_CALLS		INTEGER	The number of MQMHBUF calls issued. From MQG_TMHBUF.
MQ_QUEUE_MGR		CHAR(4)	The name of the WebSphere MQ queue manager or queue-sharing group. From MQG_MQNAME.
MQ_REAL_GETWAIT		INTEGER	Total number of real GETWAIT. From MQG_TWaitMsg.
MQ_RELEASE		CHAR(4)	Release of MQ vvr. From MQG_MQ_Release.
MQ_RES_COMMIT		INTEGER	Count of resolved committed UOWs. From MQG_ResolveComm.
MQ_RES_BACKOUT		INTEGER	Count of resolved backout UOWs. From MQG_ResolveBack.
MQ_RESYNC_MBR		CHAR(1)	The MQCONN definition for the CICS region which specifies resynchronization if there are indoubt units of work when CICS reconnects to Websphere MQ. Y or N. From MQG Resyncmember.
MQ_SETMP_CALLS		INTEGER	The number of MQSETMPH calls issued. From MQG_TSETMP.
MQ_STAT_CALLS		INTEGER	The number of MQSTAT calls issued. From MQG_TSTAT.
MQ_SUB_CALLS		INTEGER	The number of MQSUB calls issued. From MQG_TSUB.
MQ_SUBRQ_CALLS		INTEGER	The number of MQSUBRQ calls issued. From MQG_TSUBRQ.
MQ_TCONSUME		INTEGER	The number of messages passed to callback routines. From MQG TConsume.
MQ_TOTAL_CLOSE		INTEGER	Total number of CLOSE. From MQG_TCLOSE.
MQ_TOTAL_GET		INTEGER	Total number of GET. From MQG_TGET.
MQ_TOTAL_GETWAIT		INTEGER	Total number of GETWAIT. From MQG_TGETWAIT.
MQ_TOTAL_INQ		INTEGER	Total number of INQ. From MQG_TINQ.
MQ_TOTAL_OPEN		INTEGER	Total number of OPEN. From MQG_TOPEN.
MQ_TOTAL_PUT		INTEGER	Total number of PUT. From MQG_TPUT.
MQ_TOTAL_PUT1		INTEGER	Total number of PUT1. From MQG_TPUT1.
MQ_TOTAL_SET		INTEGER	Total number of SET. From MQG_TSET.
MQ_TOT_BACK_UOW		INTEGER	Total number of backout UOWs. From MQG_TBackUOW.
MQ_TOT_COMM_UOW		INTEGER	Total number of committed UOWs. From MQG_TCommUOW.
MQ_TOT_FLOWS		INTEGER	Total number of flows. From MQG_TCall.
MQ_TOT_TASKS		INTEGER	Total number of tasks. From MQG_TTaskend.
MQ_UNRES_UOW		INTEGER	Count of unresolved units of work. From MQG_UnResolvedUOW.
MQ_1PHASE_COMM		INTEGER	Total number of Single Phase Commits. From MQG_TSPComm.
MQ_2PHASE_COMM		INTEGER	Total number of 2 Phase Commits. From MQG_T2PComm.

CICS transaction and UOW analysis component data tables

CICS_WMQ_CONN_H

This table provides hourly Websphere MQ connection statistics from CICS TS 3.2 (SMF 110, subtype 2). This maps the CICS DFHMQRGDS macro.

The default retention period for this table is 7 days.

Column name		Data type	Description
DATE	K	DATE	Date when the statistic record was written to SMF. From SMFSTDTE
TIME	K	TIME	Time when the statistics record was written to SMF. From SMFSTTME
MVS_SYSTEM_ID	K	CHAR(4)	MVS system ID. This is the SMF system ID. From SMFSTSID
CICS_SYSTEM_ID	K	CHAR(8)	CICS generic APPLID. This is the VTAM application ID used when requesting a session with this CICS system. From SMFSTPRN
PERIOD_NAME	K	CHAR(8)	Name of the period. This is derived using fields SMFSTSID, SMFSTDTE, and SMFSTTME from the record as parameters in the PERIOD function
MQ_QMANAGER_NAME	K	CHAR(4)	Queue manager name. From MQG_Qmgr_name.
MQ_INIT_QUEUE		CHAR(48)	Initiation queue name. From MQG_Init_queue.
MQ_API_CALLS		INTEGER	Total number of calls. From MQG_TApi.
MQ_API_CALLS_OK		INTEGER	Total number of calls compok. From MQG_TApiOk.
MQ_CALL_REQ_IO		INTEGER	Total number of calls need I/O. From MQG_TCallIO.
MQ_BUFMH_CALLS		INTEGER	The number of MQBFMH calls issued. From MQG_TBFMH.
MQ_CALL_SWITCHED		INTEGER	Total number of calls switched. From MQG_TSubtaskd.
MQ_CALL_SYNC_COMP		INTEGER	Total number of calls compsync. From MQG_TCallSyncComp
MQ_CB_CALLS		INTEGER	The number of MQG_TCB. From MQG_TCB.
MQ_CONN_DT_TM		TIMESTAMP	The date and time when the most recent connection between CICS and Websphere MQ was started. From MQG_CON_TME_LOC.
MQ_CONN_NAME		CHAR(8)	The name of the installed MQCONN definition for the CICS region, which defines the attributes of the connection between CICS and WebSphere MQ. From MQG_MQCONN_NAME.
MQ_CONN_STAT		CHAR(1)	Connection status. C for Connected. N for Not connected.
MQ_CRTMH_CALLS		INTEGER	The number of MQCRTMH calls issued. From MQG_TCRTMH.
MQ_CTL_CALLS		INTEGER	The number of MQCTL calls issued. From MQG_TCTL.
MQ_CURR_TASKS		INTEGER	Number of current tasks. From MQG_TTasks.
MQ_DCONN_DT_TM		TIMESTAMP	The date and time when the most recent connection between CICS and Websphere MQ ended. From MQG_DISCON_TME_LOC.
MQ_DLTMH_CALLS		INTEGER	The number of MQDLTMH calls issued. From MQG_TDLTMH.
MQ_DLTMP_CALLS		INTEGER	The number of MQDLTMP calls issued. From MQG_TDLTMP.
MQ_FUTILE_ATT		INTEGER	Number of futile attempts. From MQG_TFutileAtt.
MQ_INDOUBT_UOW		INTEGER	Count of indoubt units of work. From MQG_IndoubtUOW.
MQ_INQMP_CALLS		INTEGER	The number of MQINQMP calls issued. From MQG_TINQMP.
MQ_MHBUF_CALLS		INTEGER	The number of MQMHBUF calls issued. From MQG_TMHBUF.

CICS transaction and UOW analysis component data tables

Column name		Data type	Description
MQ_QUEUE_MGR		CHAR(4)	The name of the WebSphere MQ queue manager or queue-sharing group. From MQG_MQNAME.
MQ_RELEASE		CHAR(4)	Release of MQ vvvrr. From MQG_MQ_Release.
MQ_REAL_GETWAIT		INTEGER	Total number of real GETWAIT. From MQG_TWaitMsg.
MQ_RESYNC_MBR		CHAR(1)	The MQCONN definition for the CICS region which specifies resynchronization if there are indoubt units of work when CICS reconnects to Websphere MQ. Y or N. From MQG Resyncmember.
MQ_RES_BACKOUT		INTEGER	Count of resolved backout UOWs. From MQG_ResolveBack.
MQ_RES_COMMIT		INTEGER	Count of resolved committed UOWs. From MQG_ResolveComm.
MQ_SETMP_CALLS		INTEGER	The number of MQSETMPH calls issued. From MQG_TSETMP.
MQ_STAT_CALLS		INTEGER	The number of MQSTAT calls issued. From MQG_TSTAT.
MQ_SUB_CALLS		INTEGER	The number of MQSUB calls issued. From MQG_TSUB.
MQ_SUBRQ_CALLS		INTEGER	The number of MQSUBRQ calls issued. From MQG_TSUBRQ.
MQ_TCONSUME		INTEGER	The number of messages passed to callback routines. From MQG TConsume.
MQ_TOTAL_CLOSE		INTEGER	Total number of CLOSE. From MQG_TCLOSE.
MQ_TOTAL_GET		INTEGER	Total number of GET. From MQG_TGET.
MQ_TOTAL_GETWAIT		INTEGER	Total number of GETWAIT. From MQG_TGETWAIT.
MQ_TOTAL_INQ		INTEGER	Total number of INQ. From MQG_TINQ.
MQ_TOTAL_OPEN		INTEGER	Total number of OPEN. From MQG_TOPEN.
MQ_TOTAL_PUT		INTEGER	Total number of PUT. From MQG_TPUT.
MQ_TOTAL_PUT1		INTEGER	Total number of PUT1. From MQG_TPUT1.
MQ_TOTAL_SET		INTEGER	Total number of SET. From MQG_TSET.
MQ_TOT_BACK_UOW		INTEGER	Total number of backout UOWs. From MQG_TBackUOW.
MQ_TOT_COMM_UOW		INTEGER	Total number of committed UOWs. From MQG_TCommUOW.
MQ_TOT_FLOWS		INTEGER	Total number of flows. From MQG_TCall.
MQ_TOT_TASKS		INTEGER	Total number of tasks. From MQG_TTaskend.
MQ_UNRES_UOW		INTEGER	Count of unresolved units of work. From MQG_UnResolvedUOW.
MQ_1PHASE_COMM		INTEGER	Total number of Single Phase Commits. From MQG_TSPComm.
MQ_2PHASE_COMM		INTEGER	Total number of 2 Phase Commits. From MQG_T2PComm.

Tables in the CICS Transaction Gateway component

CTG_STATISTICS_H,_D,_W

These tables provide hourly, daily, and weekly CICS Transaction Gateway statistics from the following SMF type 111 records Resource Group statistics:

- Connection Manager
- Gateway Daemon Statistics
- System Environment Statistics
- Worker Thread Statistics

tables in the CICS Transaction Gateway component

Column name		Data type	Description
DATE	K	DATE	Date that the Gateway daemon requests that records for a statistics interval are cut. From CTG_COLDATE.
TIME	K	TIME	Time that the Gateway daemon requests that records for a statistics interval are cut. It applies only to the+-H table. From CTG_COLTIME.
MVS_SYSTEM_ID	K	CHAR(4)	MVS system ID. From SMFSID.
CTG_APPL_ID	K	CHAR(8)	The CICS Transaction Gateway APPLID. If the APPLID is not set, the Jobname is used. From SMFSPN.
NUMBR_RECORDS		INTEGER	The total number of resource group statistics records collected from the log. (Applies to table CTG_STATISTICS_H.) The number of rows aggregated from the hourly table. (Applies to table CTG_STATISTICS_D.) The number of rows aggregated from the daily table. (Applies to table CTG_STATISTICS_W.)
CM_CALLOC		FLOAT	The number of currently allocated connection managers. Calculated as the average of CM_CALLOC.
CM_CCURR		FLOAT	The current number of connection managers. Calculated as the average of CM_CCURR.
CM_CWAITING		FLOAT	The current of connection managers waiting. Calculated as the average of CM_CWAITING.
CM_IALLOC		FLOAT	The total number of times a connection manager thread was allocated. Calculated as the sum of CM_IALLOC.
CM_IALLOCHI		FLOAT	The peak number of allocated connection manager threads. Calculated as the maximum of CM_IALLOCHI.
CM_ICREATED		FLOAT	The total number of connection manager threads created. Calculated as the sum of CM_ICREATED.
CM_ITIMEOUTS		FLOAT	The total number of times connect timeout reached. Calculated as the sum of CM_ITIMEOUTS.
GD_CHEALTH		FLOAT	The current Gateway daemon health. Calculated as the average of GD_CHEALTH.
GD_IALLREQ		FLOAT	The total number of requests processed. Calculated as the sum of GD_IALLREQ.
GD_IRUNTIME		FLOAT	The interval running time. Calculated as the sum of GD_IRUNTIME.
GD_ILUWTXNC		FLOAT	The total number of Extended LUW transactions committed. Calculated as the sum of GD_ILUWTXNC.
GD_CLUWTXN		FLOAT	The current number of extended LUW transactions. Calculated as the average of GD_CLUWTXN.
GD_CSYNCTXN		FLOAT	The current number of SYNCONRETURN transactions. Calculated as the average of GD_CSYNCTXN.
GD_CXATXN		FLOAT	The current number of XA transactions. Calculated as the average of GD_CXATXN.
GD_IAVRESP		FLOAT	The average Gateway daemon response time in milliseconds. Calculated as the average of GD_IAVRESP.
GD_IHAEXIT		FLOAT	The total number of times the CICS request exit was called. Calculated as the sum of GD_IHAEXIT.

tables in the CICS Transaction Gateway component

Column name		Data type	Description
GD_ILUWTXNR		FLOAT	The total number of extended LUW-based transactions that were rolled back. Calculated as the sum of GD_ILUWTXNR.
GD_IREQDATA		FLOAT	The total amount of request data in bytes received from client applications. Calculated as the sum of GD_IREQDATA.
GD_IRESPDATA		FLOAT	The total amount of response data in bytes sent to client applications. Calculated as the sum of GD_IRESPDATA.
GD_ISYNCFAIL		FLOAT	The total number of SYNCONRETURN transactions that have failed. Calculated as the sum of GD_ISYNCFAIL.
GD_ISYNCTXN		FLOAT	The total number of successful SYNCONRETURN transactions. Calculated as the sum of GD_ISYNCTXN.
GD_IXACOMP		FLOAT	The total number of completed XA transactions that were started by another Gateway daemon in the group. Calculated as the sum of GD_IXACOMP.
GD_IXAREQ		FLOAT	The total number of XA requests processed for XA transactions. Calculated as the sum of GD_IXAREQ.
GD_IXATXNC		FLOAT	The total number of XA commit requests that were successfully processed. Calculated as the sum of GD_IXATXNC.
GD_IXATXNHI		FLOAT	The peak number of XA transactions that have been in flight at the same time. Calculated as the maximum of GD_IXATXNHI.
GD_IXATXNR		FLOAT	The total number of XA rollback requests successfully processed. Calculated as the sum of GD_IXATXNR.
NUMBR_RECORDS_CM		INTEGER	The total number of connection manager statistics records collected from the log. (Applies to table CTG_STATISTICS_H.)
NUMBR_RECORDS_GD		INTEGER	The total number of Gateway daemon statistics records collected from the log. (Applies to table CTG_STATISTICS_H.)
NUMBR_RECORDS_SE		INTEGER	The total number of system environment statistics records collected from the log. (Applies to table CTG_STATISTICS_H.)
NUMBR_RECORDS_WT		INTEGER	The total number of worker thread statistics records collected from the log. (Applies to table CTG_STATISTICS_H.)
SE_CELOAL		FLOAT	The amount of currently allocated extended user private storage (in bytes) in the Gateway daemon address space. Calculated as the average of SE_CELOAL.
SE_CHEAPGCMIN		FLOAT	The Gateway daemon JVM heap size (in bytes) after the last garbage collection (GC). Calculated as the average of SE_CHEAPGCMIN.
SE_IGCCOUNT		FLOAT	The total number of garbage collection (GC) events. Calculated as the sum of SE_IGCCOUNT.
SE_IGCTIME		FLOAT	The total length of time (in milliseconds) taken by the JVM for garbage collection (GC). Calculated as the sum of SE_IGCTIME.
WT_CALLOC		FLOAT	The number of currently allocated worker threads. Calculated as the average of WT_CALLOC.

tables in the CICS Transaction Gateway component

Column name		Data type	Description
WT_CCURR		FLOAT	The current number of worker threads. Calculated as the average of WT_CCURR.
WT_IALLOCHI		FLOAT	The peak number of allocated worker threads. Calculated as the maximum of WT_IALLOCHI.
WT_ITIMEOUTS		FLOAT	The total number of times worker timeout reached. Calculated as the sum of WT_ITIMEOUTS.
KPMC_MON_TRAN_HV		FLOAT	The average Gateway daemon response time plus I/O response in milliseconds. Calculated as the average of GD_IJAVRESPIO.
SE_C31MAX		FLOAT	A dynamic indication of the limit of the available 31-bit storage. Calculated as the minimum of SE_C31MAX.

CTG_CS_H,_D,_W

These tables provide hourly, daily, and weekly CICS Transaction Gateway statistics from the following SMF type 111 records Resource Group statistics:

- CICS Server (all) statistics

Column name		Data type	Description
DATE	K	DATE	Date when the Gateway daemon requests that records for a statistics interval are cut. From CTG_COLDATE.
TIME	K	TIME	Time that the Gateway daemon requests that records for a statistics interval are cut. It applies only to the +-H table. From CTG_COLTIME.
MVS_SYSTEM_ID	K	CHAR(4)	MVS system ID. From SMFSID.
CTG_APPL_ID	K	CHAR(8)	The CICS Transaction Gateway APPLID. If the APPLID is not set, the Jobname is used. From SMFSPN.
NUMBR_RECORDS		INTEGER	The number of resource group statistics collected from the log.
CS_CALLOC		FLOAT	The current number of allocated EXCI pipes across all CICS servers. Calculated as the average of CS_CALLOC.
CS_CSESSCURR		FLOAT	The number of IPIC sessions in use with CICS servers. Calculated as the average of CS_CSESSCURR.
CS_CSESSMAX		FLOAT	The number of IPIC sessions negotiated with CICS servers. Calculated as the average of CS_CSESSMAX.
CS_CWAITING		FLOAT	The current number of requests currently waiting for a response from a CICS server. Calculated as the average of CS_CWAITING.
CS_IALLOCFAIL		FLOAT	The total number of times the Gateway daemon has tried and failed to allocate a pipe to a CICS server. Calculated as the sum of CS_IALLOCFAIL.
CS_IALLREQ		FLOAT	The total number of requests to CICS servers processed. Calculated as the sum of CS_IALLREQ.
CS_IJAVRESP		FLOAT	The average CICS response time, in milliseconds. Calculated as the average of CS_IJAVRESP.
CS_ICOMMSFAIL		FLOAT	The total number of CICS communication failures. Calculated as the sum of CS_ICOMMSFAIL.
CS_ICONNFAIL		FLOAT	The total number of connection failures. Calculated as the sum of CS_ICONNFAIL.

tables in the CICS Transaction Gateway component

Column name		Data type	Description
CS_ICOUNT		FLOAT	The number of CICS servers to which the Gateway daemon has attempted to send a request. Calculated as the average of CS_ICOUNT.
CS_IIDLETIMEOUT		FLOAT	The total number of timed out connections. Calculated as the sum of CS_IIDLETIMEOUT.
CS_ILOSTCONN		FLOAT	The total number of lost connections. Calculated as the sum of CS_ILOSTCON.
CS_IREALLOC		FLOAT	The total number of EXCI pipe reallocations. Calculated as the sum of CS_IREALLOC.
CS_IREQDATA		FLOAT	The total amount of request data (in bytes) sent to this CICS server. Calculated as the sum of CS_IREQDATA.
CS_IRESPPATAP		FLOAT	The total amount of CICS response data (in bytes) received from this CICS server. Calculated as the sum of CS_IRESPPATAP.
CS_ISESSFAIL		FLOAT	The total number of IPIC session failures. Calculated as the sum of CS_ISESSFAIL.

CTG_CSX_EXCI_H,_D,_W

These tables provide hourly, daily, and weekly CICS Transaction Gateway statistics from the following SMF type 111 records Resource Group statistics:

- CICS Server (instance) statistics for EXCI

Column name		Data type	Description
DATE	K	DATE	Date when the Gateway daemon requests that records for a statistics interval are cut. From CTG_COLDATE.
TIME	K	TIME	Time that the Gateway daemon requests that records for a statistics interval are cut. It applies only to the +-H table. From CTG_COLTIME.
MVS_SYSTEM_ID	K	CHAR(4)	MVS system ID. From SMFSID.
CTG_APPL_ID	K	CHAR(8)	The CICS Transaction Gateway APPLID. If the APPLID is not set, the Jobname is used. From SMFSPN.
CICS_SERVER_NAME	K	CHAR(8)	The name of the CICS server. From EXCI_SAPPLID.
NUMBR_RECORDS		INTEGER	The number of resource group statistics collected from the log.
CSX_CALLOC		FLOAT	The current number of EXCI pipes allocated. Calculated as the average of EXCI_CALLOC.
CSX_IALLOCFAIL		FLOAT	The total number of EXCI pipe allocate failures. Calculated as the sum of EXCI_IALLOCFAIL.
CSX_IALLREQ		FLOAT	The total number of requests processed. Calculated as the sum of EXCI_IALLREQ.
CSX_IAVRESP		FLOAT	Average CICS response time, in milliseconds. Calculated as the average of EXCI_IAVRESP.
CSX_IREQDATA		FLOAT	The total amount of request data (in bytes) sent to this CICS server. Calculated as the sum of EXCI_IREQDATA.
CSX_IRESPPATAP		FLOAT	The total amount of CICS response data (in bytes) received from this CICS server. Calculated as the sum of EXCI_IRESPPATAP.

tables in the CICS Transaction Gateway component

Column name		Data type	Description
CSX_ICOMMSFAIL		FLOAT	The total number of CICS communication failures. Calculated as the sum of EXCI_ICOMMSFAIL.
CSX_CWAITING		FLOAT	The current number of requests waiting on a response. Calculated as the average of EXCI_CWAITING.

CTG_CSX_IPIC_H,_D,_W

These tables provide hourly, daily, and weekly CICS Transaction Gateway statistics from the following SMF type 111 records Resource Group statistics:

- CICS Server (instance) statistics for IPIC

Column name		Data type	Description
DATE	K	DATE	Date when the Gateway daemon requests that records for a statistics interval are cut. From CTG_COLDATE.
TIME	K	TIME	Time that the Gateway daemon requests that records for a statistics interval are cut. It applies only to the +-H table. From CTG_COLTIME.
MVS_SYSTEM_ID	K	CHAR(4)	MVS system ID. From SMFSID.
CTG_APPL_ID	K	CHAR(8)	The CICS Transaction Gateway APPLID. If the APPLID is not set, the Jobname is used. From SMFSPN.
CICS_SERVER_NAME	K	CHAR(8)	The name of the CICS server. From IPIC_SININAME.
NUMBR_RECORDS		INTEGER	The number of resource group statistics collected from the log.
CSX_IREQDATA		FLOAT	The total amount of request data (in bytes) sent to this CICS server. Calculated as the sum of IPIC_IREQDATA.
CSX_IRESPDATA		FLOAT	The total amount of CICS response data (in bytes) received from this CICS server. Calculated as the sum of IPIC_IRESPDATA.
CSX_IALLREQ		FLOAT	The total number of requests processed. Calculated as the sum of IPIC_IALLREQ.
CSX_ICONNFAIL		FLOAT	The total number of connection failures. Calculated as the sum of IPIC_ICONNFAIL.
CSX_ILOSTCONN		FLOAT	The total number of requests processed. Calculated as the sum of IPIC_IALLREQ.
CSX_IIDLETIMEOUT		FLOAT	The total number of timed out connections. Calculated as the sum of IPIC_IIDLETIMEOUT.
CSX_CSESSCURR		FLOAT	The current number of IPIC sessions in use. Calculated as the average of IPIC_CSESSCURR.
CSX_CSESSMAX		FLOAT	The current number of negotiated IPIC sessions. Calculated as the average of IPIC_CSESSMAX.
CSX_ISESSFAIL		FLOAT	The total number of IPIC session failures. Calculated as the sum of IPIC_ISESSFAIL.
CSX_ICOMMSFAIL		FLOAT	The total number of CICS communication failures. Calculated as the sum of IPIC_ICOMMSFAIL.
CSX_CWAITING		FLOAT	The current number of requests waiting on a response. Calculated as the average of IPIC_CWAITING.
CSX_IAVRESP		FLOAT	Average CICS response time, in milliseconds. Calculated as the average of IPIC_IAVRESP.

Tables in the Key Performance Metrics (KPM) CICS component

The data tables described in this section provide performance statistics from CICS monitoring records.

KPMC_MON_TRAN_H

This table provides hourly Key Performance Metrics on CICS transactions. It contains information from CICS performance monitoring records SMF type 110.

The default retention period for this table is 45 days.

Table 6. KPMC_MON_TRAN_H

Column Name		Data type	Description
DATE	K	DATE	Date when the performance records were initialized. This is normally the task start date. From START.
TIME	K	TIME	The hour when the performance records were initialized. From START.
PERIOD_NAME	K	CHAR(8)	Time period. This is the name that you define in the PERIOD_PLAN table. Use it to group time intervals according to operator shift or to separate peak and other periods.
MVS_SYSTEM_ID	K	CHAR(4)	MVS system ID. This is the SMF system ID From SMFMNSID.
CICS_SYSTEM_ID	K	CHAR(8)	CICS generic APPLID. This is the VTAM application ID that is used when requesting a session with this CICS system. From SMFMNPRN.
TRANSACTION_ID	K	CHAR(4)	Transaction name. From TRAN.
RECORDS		FLOAT	Total number of performance class monitoring records. This is the number of log records summarized.
TRANSACTION_COUNT		FLOAT	Total number of performance class monitoring records with RTYPE = T indicating task termination. This is valid for CICS V3 and later. See RECORDS for earlier versions of CICS.
TRANS_BELOW_SEC005		FLOAT	Number of transactions that completed in 0.5 seconds.
TRANS_BELOW_SEC010		FLOAT	Number of transactions that completed in 1.0 seconds.
TRANS_BELOW_SEC015		FLOAT	Number of transactions that completed in 1.5 seconds.
TRANS_BELOW_SEC020		FLOAT	Number of transactions that completed in 2.0 seconds.
TRANS_BELOW_SEC030		FLOAT	Number of transactions that completed in 3.0 seconds.
TRANS_BELOW_SEC050		FLOAT	Number of transactions that completed in 5.0 seconds.
TRANS_BELOW_SEC100		FLOAT	Number of transactions that completed in 10.0 seconds.
CPU_SEC		FLOAT	CPU time, in seconds. This is the sum of USRCPUT.
DISPATCH_SEC		FLOAT	Elapsed time for which tasks were dispatched, in seconds. This is the sum of USRDISPT.
DISPATCH_WAIT_SEC		FLOAT	Time that tasks were waiting for redispach, in seconds. This is valid for CICS V3 and later. This is the sum of DISPWTT.
RESPONSE_SEC		FLOAT	Total response time for all tasks, in seconds. This is the sum of STOP - START.

tables in the CICS Transaction Gateway component

Table 6. KPMC_MON_TRAN_H (continued)

Column Name	Data type	Description
SUSPEND_SEC	FLOAT	Total elapsed time, in seconds, for which tasks were suspended by the dispatcher. This is the sum of SUSPTIME.
TD_REQUESTS_TOTAL	FLOAT	Total number of transient data requests. This is the sum of TDTOTCT.
TS_REQUESTS_TOTAL	FLOAT	Total number of temporary storage requests. This is the sum of TSTOTCT.
PGM_LINK_REQUESTS	FLOAT	Number of program LINK requests. This is the sum of PCLINKCT.
PGM_XCTL_REQUESTS	FLOAT	Number of program XCTL (transfer control) requests. This is the sum of PCXCTLCT.
PGM_LOAD_REQUESTS	FLOAT	Number of program LOAD requests. This is the sum of PCLOADCT.
FC_IO_WAIT_SEC	FLOAT	File control I/O wait time, in seconds. This is the sum of FCIOWTT.
FC_REQUESTS_TOTAL	FLOAT	Total number of file control requests. Incremented even if the request is function shipped. This is the sum of FCTOTCT.
FC_ACCESS_METHODS	FLOAT	Number of file control access method calls. Not incremented if the request is function shipped. This is the sum of FCAMCT.
JC_IO_WAIT_SEC	FLOAT	Journal control I/O wait time, in seconds. This is the sum of JCIOWTT.
EXCEPTION_WAIT_SEC	FLOAT	Exception wait time, in seconds. This is the sum of EXWTTIME.
CHARS_INPUT_PRIME	FLOAT	Number of characters received from the principal terminal. This is the sum of TCCHRIN1.
CHARS_OUTPUT_PRIME	FLOAT	Number of characters sent to the principal terminal. This is the sum of TCCHROU1.
STORAGE_UDSA_MAX	FLOAT	Peak user storage allocated below the 16MB line in the user dynamic storage area (UDSA), in bytes. This is the maximum of SCUSRHWM.
STORAGE_OCC_UDSA	FLOAT	Storage occupancy below the 16MB line in the UDSA, in kilobyte-seconds. This measures the area under the curve of storage in use against elapsed time. This is the sum of SCUSRSTG.
STORAGE_OCC_EUDSA	FLOAT	Storage occupancy above the 16MB line in the EUDSA, in kilobyte-seconds. This measures the area under the curve of storage in use against elapsed time. This is the sum of SCUSRSTGE.
STORAGE_PGM_TOTAL	FLOAT	Peak program storage both above and below the 16MB line, in bytes. This is the maximum of PCSTGHWM.
STORAGE_PGM_B16M	FLOAT	Peak program storage below the 16MB line, in bytes. This includes CDSA and UDSA. This is the maximum of PC24BHWM.

Views

KPMC_MON_TRAN_HV

This view provides hourly performance measurement data on CICS transactions. It contains information from CICS performance monitoring records SMF type 110.

Note: Aside from the calculated columns described here, this view also contains all the data columns described in “KPMC_MON_TRAN_H” on page 381.

Table 7. KPMC_MON_TRAN_HV

Column Name		Data type	Description
DATE	K	DATE	Date when the performance records were initialized. This is normally the task start date. From START.
TIME	K	TIME	The hour when the performance records were initialized. From START.
PERIOD_NAME	K	CHAR(8)	Time period. This is the name that you define in the PERIOD_PLAN table. Use it to group time intervals according to operator shift or to separate peak and other periods.
MVS_SYSTEM_ID	K	CHAR(4)	MVS system ID. This is the SMF system ID From SMFMNSID.
CICS_SYSTEM_ID	K	CHAR(8)	CICS generic APPLID. This is the VTAM application ID that is used when requesting a session with this CICS system. From SMFMNPRN.
TRANSACTION_ID	K	CHAR(4)	Transaction name. From TRAN.
CPU_AVG_SEC		FLOAT	Average transaction processor time, in seconds. Calculated as CPU_SEC/RECORDS.
RESPONSE_AVG_SEC		FLOAT	Average transaction response time, in seconds. Calculated as RESPONSE_AVG_SEC/RECORDS.
DISPATCH_AVG_SEC		FLOAT	Average transaction dispatch time, in seconds. Calculated as DISPATCH_SEC/RECORDS.
SUSPEND_AVG_SEC		FLOAT	Average time, in seconds, when tasks were suspended by the dispatcher. Calculated as SUSPEND_SEC/RECORDS.
EXCEPTION_AVG_SEC		FLOAT	Average exception wait time, in seconds. Calculated as EXCEPTION_WAIT_SEC/RECORDS.
JC_IO_WAIT_AVG_SEC		FLOAT	Average journal control I/O wait time, in seconds. Calculated as JC_IO_WAIT_SEC/RECORDS.
FC_IO_WAIT_AVG_SEC		FLOAT	Average File control I/O wait time, in seconds. Calculated as FC_IO_WAIT_SEC/RECORDS.

Lookup tables

This section describes the lookup tables specific to the CICS Performance feature. For descriptions of common lookup tables used by the CICS Performance feature and other IBM Z Decision Support features, refer to the *Administration Guide and Reference*.

Note: To obtain local time, IBM Z Decision Support uses the timestamp in the SMF header.

Lookup tables

CICS_AVAIL_RES

This lookup table defines which CICS resources are used for tracking availability. It also contains the schedule names and availability objectives to use for the different resources.

Column name		Data type	Description
MVS_SYSTEM_ID	K	CHAR(4)	MVS system ID that the resource is associated with. It can contain global search characters.
CICS_SYSTEM_ID	K	CHAR(8)	The CICS subsystem ID that the resource is associated with. It can contain global search characters.
RESOURCE_SOURCE_NM	K	CHAR(8)	Resource Source Name. It specifies the resource you want to monitor. It can contain global search characters. When tracking the CICS subsystem itself, this field must be equal to the CICS_SYSTEM_ID.
RESOURCE_TYPE	K	CHAR(8)	Resource Type: CICSSYS (CICS system), DB2CONN (DB2CONN resource).
AVAIL_OBJ_PCT		DECIMAL(4, 1)	Availability objective for the resource, in percent.
RESOURCE_TARGET_NM		CHAR(18)	Resource Target Name. It is the final name that will be associated with the resource. If nothing is specified \$UNKNOWN is used as default.
RESOURCE_CHKPOINT		INTEGER	Resource checkpoint interval in seconds.
SCHEDULE_NAME		CHAR(8)	Schedule name to use for the resource. If nothing is specified STANDARD is used as default.

The RESOURCE_CHKPOINT corresponds to the STATSINTERVAL system initialization parameter in CICS which defines the interval for CICS statistics. Refer to *CICS System Definition Guide* and *CICS Customization Guide* for further details.

Example of table contents

MVS SYSTEM ID	CICS SYSTEM ID	RESOURCE SOURCE NM	RESOURCE TYPE	RESOURCE TARGET NM	RESOURCE CHKPOINT	SCHEDULE NAME	AVAIL OBJ PCT
%	%	CICS3T8X	CICSSYS	---	3600	STANDARD	95.0
%	%	CICS3TTS	CICSSYS	---	3600	STANDARD	95.0
%	%	DB23T8X	DB2CONN	MPP	3600	STANDARD	95.0

CICS_LOOKUP_APPL

This lookup table converts CICS transaction IDs to application names. It contains response-time boundaries for applications and transactions. The IBM Z Decision Support administrator maintains this table through the administration dialog.

Column name		Data type	Description
MVS_SYSTEM_ID	K	CHAR(4)	MVS system ID. This is the SMF system ID.
CICS_SYSTEM_ID	K	CHAR(8)	CICS generic ID. This is the VTAM application ID that is used when requesting a session with this CICS system.
APPLICATION_NAME	K	CHAR(18)	Application name.
TRANSACTION_ID	K	CHAR(4)	Transaction ID.
APPL_RESP_BND1_SEC		FLOAT	First application response-time boundary, in seconds. The default is 1 second. This can be used for counting transactions in each response time range.

Column name		Data type	Description
APPL_RESP_BND2_SEC		FLOAT	Second application response-time boundary, in seconds. The default is 2 seconds. This can be used for counting transactions in each response time range.
APPL_RESP_BND3_SEC		FLOAT	Third application response-time boundary, in seconds. The default is 5 seconds. This can be used for counting transactions in each response time range.
APPL_RESP_BND4_SEC		FLOAT	Fourth application response-time boundary, in seconds. The default is 10 seconds. This can be used for counting transactions in each response time range.
TRAN_RESP_BND1_SEC		FLOAT	First transaction response-time boundary, in seconds. The default is 1 second. This can be used for counting transactions in each response time range.
TRAN_RESP_BND2_SEC		FLOAT	Second transaction response-time boundary, in seconds. The default is 2 seconds. This can be used for counting transactions in each response time range.
TRAN_RESP_BND3_SEC		FLOAT	Third transaction response-time boundary, in seconds. The default is 5 seconds. This can be used for counting transactions in each response time range.
TRAN_RESP_BND4_SEC		FLOAT	Fourth transaction response-time boundary, in seconds. The default is 10 seconds. This can be used for counting transactions in each response time range.

CICS_LOOKUP_SYSTEM

This lookup table converts the CICS generic application ID to a CICS group (CICSplex) name. The IBM Z Decision Support administrator maintains this table through the administration dialog.

Column name		Data type	Description
MVS_SYSTEM_ID	K	CHAR(4)	MVS system ID. This is the SMF system ID.
CICSPLEX_ID	K	CHAR(18)	CICS group name. This is your name for a group of related CICS regions. For example, you can call all the production terminal-owning and application-owning regions PRODCICS, even though they have different VTAM names.
CICS_SYSTEM_ID	K	CHAR(8)	CICS generic ID. This is the VTAM application ID that is used when requesting a session with this CICS system.

CICS_OMEG_FIELD

This lookup table is used in the File and Database Detailed usage subcomponent. When this subcomponent collects data to its CICS_O_FL_DTL_* tables, it uses this lookup table to determine the value of column FILE_DB_ACTION.

Column name		Data type	Description
FILE_DB_TYPE	K	CHAR(10)	File or Database Type.
FILE_DB_SUBTYPE	K	CHAR(6)	File or database subtype.
FILE_DTL_FLD_NO	K	SMALLINT(4)	Occurrence of clock and count fields in SMF112 subtype 203 record.
FILE_DB_ACTION		CHAR(3)	File or database action in target table – CICS_O_FL_DTL_H.

Lookup tables

When the File and Database Detailed usage subcomponent is installed, the following rows are inserted into this lookup table:

FILE_DB_TYPE	FILE_DB_SUBTYPE	FILE_DTL_FLD_NO	FILE_DB_ACTION
VSAM	N/A	1	REA
VSAM	N/A	2	WRI
VSAM	N/A	3	UPD
VSAM	N/A	4	DEL
VSAM	N/A	5	BRO
VSAM	N/A	6	MIS
DLI	PSB	1	SCH
DLI	PSB	2	TER
DLI	PSB	3	GU
DLI	PSB	4	GN
DLI	PSB	5	GNP
DLI	PSB	6	GHU
DLI	PSB	7	GHN
DLI	PSB	8	GHP
DLI	PSB	9	INS
DLI	PSB	10	DEL
DLI	PSB	11	REP
DLI	DBD	1	SCH
DLI	DBD	2	TER
DLI	DBD	3	GU
DLI	DBD	4	GN
DLI	DBD	5	GNP
DLI	DBD	7	GHN
DLI	DBD	8	GHP
DLI	DBD	9	INS
DLI	DBD	10	DEL
DLI	DBD	11	REP
IDMS	RECORD	1	BIN
IDMS	RECORD	2	GFO
IDMS	RECORD	3	AR
IDMS	RECORD	4	KEE
IDMS	RECORD	5	STO
IDMS	RECORD	6	MOD
IDMS	RECORD	7	ERP
IDMS	RECORD	8	ERS
IDMS	RECORD	9	ERA
IDMS	RECORD	10	ERU
IDMS	RECORD	11	CON
IDMS	AREA	1	GFO

FILE_DB_TYPE	FILE_DB_SUBTYPE	FILE_DTL_FLD_NO	FILE_DB_ACTION
IDMS	AREA	2	AR
IDMS	AREA	3	KEE
IDMS	AREA	4	REA
IDMS	SET	1	GFO
IDMS	SET	2	AR
IDMS	SET	3	KEE
IDMS	SET	4	IFS
IDMS	NONAME	1	GFO
IDMS	NONAME	2	AR
IDMS	NONAME	3	KEE
ADABAS	N/A	1	ISN
ADABAS	N/A	2	SEA
ADABAS	N/A	3	RRE
ADABAS	N/A	4	RFI
ADABAS	N/A	5	RDE
ADABAS	N/A	6	HOL
ADABAS	N/A	7	ADD
ADABAS	N/A	8	UPD
ADABAS	N/A	9	DEL
ADABAS	N/A	10	REL
SUPRA	N/A	1	ADD
SUPRA	N/A	2	DEL
SUPRA	N/A	3	FIN
SUPRA	N/A	4	REA
SUPRA	N/A	4	WRI
DATAACOM	N/A	1	ADD
DATAACOM	N/A	2	CNT
DATAACOM	N/A	3	DEL
DATAACOM	N/A	4	GN
DATAACOM	N/A	5	GS
DATAACOM	N/A	6	LSP
DATAACOM	N/A	7	REA
DATAACOM	N/A	8	REL
DATAACOM	N/A	9	SEL
DATAACOM	N/A	10	SSE
DATAACOM	N/A	11	UPD
MQ	N/A	1	OPN
MQ	N/A	2	CLO
MQ	N/A	3	GET
MQ	N/A	4	PUT
MQ	N/A	5	PU1

Lookup tables

FILE_DB_TYPE	FILE_DB_SUBTYPE	FILE_DTL_FLD_NO	FILE_DB_ACTION
MQ	N/A	6	INQ
MQ	N/A	7	SET
MQ	N/A	8	MIS
USEREVT	N/A	1	F1
USEREVT	N/A	2	F2
USEREVT	N/A	3	F3
USEREVT	N/A	4	F4
USEREVT	N/A	5	F5
USEREVT	N/A	6	F6
USEREVT	N/A	7	F7
USEREVT	N/A	8	F8
USEREVT	N/A	9	F9
USEREVT	N/A	10	F10

CICS_TIMEZONES

This lookup table associates a relative number with each MVS_SYSTEM_ID. This number represents the minute difference (negative or positive) with respect to GMT. The IBM Z Decision Support administrator maintains this table through the administration dialog.

Column name		Data type	Description
MVS_SYSTEM_ID	K	CHAR(4)	MVS system ID. This is the SMF system ID.
TIMEOFF		INTEGER	Local time offset, in minutes, with respect to GMT.

Appendix. Support information

If you have a problem with your IBM software, you want to resolve it quickly. This section describes the following options for obtaining support for IBM software products:

- “Searching knowledge bases”
- “Obtaining fixes”
- “Receiving weekly support updates” on page 390
- “Contacting IBM Software Support” on page 390

Searching knowledge bases

You can search the available knowledge bases to determine whether your problem was already encountered and is already documented.

Searching the information center

IBM provides extensive documentation that can be installed on your local computer or on an intranet server. You can use the search function of this information center to query conceptual information, instructions for completing tasks, and reference information.

Searching the Internet

If you cannot find an answer to your question in the information center, search the Internet for the latest, most complete information that might help you resolve your problem.

To search multiple Internet resources for your product, use the **Web search** topic in your information center. In the navigation frame, click **Troubleshooting and support** ► **Searching knowledge bases** and select **Web search**. From this topic, you can search a variety of resources, including the following:

- IBM technotes
- IBM downloads
- IBM developerWorks®
- Forums and newsgroups
- Google

Obtaining fixes

A product fix might be available to resolve your problem. To determine what fixes are available for your IBM software product, follow these steps:

1. Go to the IBM Software Support Web site at <http://www.ibm.com/software/support/>.
2. Click **Downloads and drivers** in the **Support topics** section.
3. Select the **Software** category.
4. Select a product in the **Sub-category** list.
5. In the **Find downloads and drivers by product** section, select one software category from the **Category** list.
6. Select one product from the **Sub-category** list.

7. Type more search terms in the **Search within results** if you want to refine your search.
8. Click **Search**.
9. From the list of downloads returned by your search, click the name of a fix to read the description of the fix and to optionally download the fix.

For more information about the types of fixes that are available, see the *IBM Software Support Handbook* at <http://www-304.ibm.com/support/customer/sas/f/handbook/home.html>.

Receiving weekly support updates

To receive weekly e-mail notifications about fixes and other software support news, follow these steps:

1. Go to the IBM Software Support Web site at <http://www.ibm.com/support/us/>.
2. Click **My support** in the upper right corner of the page.
3. If you have already registered for **My support**, sign in and skip to the next step. If you have not registered, click **register now**. Complete the registration form using your e-mail address as your IBM ID and click **Submit**.
4. Click **Edit profile**.
5. In the **Products** list, select **Software**. A second list is displayed.
6. In the second list, select a product segment, for example, **Application servers**. A third list is displayed.
7. In the third list, select a product sub-segment, for example, **Distributed Application & Web Servers**. A list of applicable products is displayed.
8. Select the products for which you want to receive updates, for example, **IBM HTTP Server** and **WebSphere Application Server**.
9. Click **Add products**.
10. After selecting all products that are of interest to you, click **Subscribe to email** on the **Edit profile** tab.
11. Select **Please send these documents by weekly email**.
12. Update your e-mail address as needed.
13. In the **Documents** list, select **Software**.
14. Select the types of documents that you want to receive information about.
15. Click **Update**.

If you experience problems with the **My support** feature, you can obtain help in one of the following ways:

Online

Send an e-mail message to erchelp@ca.ibm.com, describing your problem.

By phone

Call 1-800-IBM-4You (1-800-426-4968).

Contacting IBM Software Support

IBM Software Support provides assistance with product defects.

Before contacting IBM Software Support, your company must have an active IBM software maintenance contract, and you must be authorized to submit problems to IBM. The type of software maintenance contract that you need depends on the type of product you have:

- For IBM distributed software products (including, but not limited to, Tivoli, Lotus®, and Rational® products, as well as DB2 and WebSphere products that run on Windows, or UNIX operating systems), enroll in Passport Advantage® in one of the following ways:

Online

Go to the Passport Advantage Web site at http://www.lotus.com/services/passport.nsf/WebDocs/Passport_Advantage_Home and click **How to Enroll**.

By phone

For the phone number to call in your country, go to the IBM Software Support Web site at <http://techsupport.services.ibm.com/guides/contacts.html> and click the name of your geographic region.

- For customers with Subscription and Support (S & S) contracts, go to the Software Service Request Web site at <https://techsupport.services.ibm.com/ssr/login>.
- For customers with IBMLink, CATIA, Linux, S/390®, iSeries, pSeries, zSeries, and other support agreements, go to the IBM Support Line Web site at <http://www.ibm.com/services/us/index.wss/so/its/a1000030/dt006>.
- For IBM eServer™ software products (including, but not limited to, DB2 and WebSphere products that run in zSeries, pSeries, and iSeries environments), you can purchase a software maintenance agreement by working directly with an IBM sales representative or an IBM Business Partner. For more information about support for eServer software products, go to the IBM Technical Support Advantage Web site at <http://www.ibm.com/servers/eserver/techsupport.html>.

If you are not sure what type of software maintenance contract you need, call 1-800-IBMSERV (1-800-426-7378) in the United States. From other countries, go to the contacts page of the *IBM Software Support Handbook on the Web* at <http://techsupport.services.ibm.com/guides/contacts.html> and click the name of your geographic region for phone numbers of people who provide support for your location.

To contact IBM Software support, follow these steps:

1. "Determining the business impact"
2. "Describing problems and gathering information" on page 392
3. "Submitting problems" on page 392

Determining the business impact

When you report a problem to IBM, you are asked to supply a severity level. Therefore, you need to understand and assess the business impact of the problem that you are reporting. Use the following criteria:

Severity 1

The problem has a *critical* business impact. You are unable to use the program, resulting in a critical impact on operations. This condition requires an immediate solution.

Severity 2

The problem has a *significant* business impact. The program is usable, but it is severely limited.

Severity 3

The problem has *some* business impact. The program is usable, but less significant features (not critical to operations) are unavailable.

Severity 4

The problem has *minimal* business impact. The problem causes little impact on operations, or a reasonable circumvention to the problem was implemented.

Describing problems and gathering information

When describing a problem to IBM, be as specific as possible. Include all relevant background information so that IBM Software Support specialists can help you solve the problem efficiently. To save time, know the answers to these questions:

- What software versions were you running when the problem occurred?
- Do you have logs, traces, and messages that are related to the problem symptoms? IBM Software Support is likely to ask for this information.
- Can you re-create the problem? If so, what steps were performed to re-create the problem?
- Did you make any changes to the system? For example, did you make changes to the hardware, operating system, networking software, and so on.
- Are you currently using a workaround for the problem? If so, be prepared to explain the workaround when you report the problem.

Submitting problems

You can submit your problem to IBM Software Support in one of two ways:

Online

Click **Submit and track problems** on the IBM Software Support site at <https://www-947.ibm.com/support/entry/portal/support?lnk=msdTS-supo-usen>. Type your information into the appropriate problem submission form.

By phone

For the phone number to call in your country, go to the contacts page of the *IBM Software Support Handbook* at <http://www-304.ibm.com/support/customer-care/sas/f/handbook/home.html> and click the name of your geographic region.

If the problem you submit is for a software defect or for missing or inaccurate documentation, IBM Software Support creates an Authorized Program Analysis Report (APAR). The APAR describes the problem in detail. Whenever possible, IBM Software Support provides a workaround that you can implement until the APAR is resolved and a fix is delivered. IBM publishes resolved APARs on the Software Support Web site daily, so that other users who experience the same problem can benefit from the same resolution.

Notices

This information was developed for products and services offered in the U.S.A. IBM may not offer the products, services, or features discussed in this document in other countries. Consult your local IBM representative for information on the products and services currently available in your area. Any reference to an IBM product, program, or service is not intended to state or imply that only that IBM product, program, or service may be used. Any functionally equivalent product, program, or service that does not infringe any IBM intellectual property right may be used instead. However, it is the user's responsibility to evaluate and verify the operation of any non-IBM product, program, or service.

IBM may have patents or pending patent applications covering subject matter described in this document. The furnishing of this document does not give you any license to these patents. You can send license inquiries, in writing, to:

IBM Director of Licensing
IBM Corporation
North Castle Drive
Armonk, NY 10504-1785 U.S.A.

For license inquiries regarding double-byte (DBCS) information, contact the IBM Intellectual Property Department in your country or send inquiries, in writing, to:

IBM World Trade Asia Corporation
Licensing
2-31 Roppongi 3-chome, Minato-ku
Tokyo 106, Japan

The following paragraph does not apply to the United Kingdom or any other country where such provisions are inconsistent with local law:

INTERNATIONAL BUSINESS MACHINES CORPORATION PROVIDES THIS PUBLICATION "AS IS" WITHOUT WARRANTY OF ANY KIND, EITHER EXPRESS OR IMPLIED, INCLUDING, BUT NOT LIMITED TO, THE IMPLIED WARRANTIES OF NON-INFRINGEMENT, MERCHANTABILITY OR FITNESS FOR A PARTICULAR PURPOSE.

Some states do not allow disclaimer of express or implied warranties in certain transactions, therefore, this statement might not apply to you.

This information could include technical inaccuracies or typographical errors. Changes are periodically made to the information herein; these changes will be incorporated in new editions of the publication. IBM may make improvements and changes in the product(s) and/or the program(s) described in this publication at any time without notice.

Any references in this information to non-IBM Web sites are provided for convenience only and do not in any manner serve as an endorsement of those Web sites. The materials at those Web sites are not part of the materials for this IBM product and use of those Web sites is at your own risk.

Notices

IBM may use or distribute any of the information you supply in any way it believes appropriate without incurring any obligation to you.

Licensees of this program who wish to have information about it for the purpose of enabling: (i) the exchange of information between independently created programs and other programs (including this one) and (ii) the mutual use of the information which has been exchanged, should contact:

IBM Corporation
2Z4A/101
11400 Burnet Road
Austin, TX 78758 U.S.A.

Such information may be available, subject to appropriate terms and conditions, including in some cases payment of a fee.

The licensed program described in this document and all licensed material available for it are provided by IBM under terms of the IBM Customer Agreement, IBM International Program License Agreement or any equivalent agreement between us.

Any performance data contained herein was determined in a controlled environment. Therefore, the results obtained in other operating environments may vary significantly. Some measurements may have been made on development-level systems and there is no guarantee that these measurements will be the same on generally available systems. Furthermore, some measurement may have been estimated through extrapolation. Actual results may vary. Users of this document should verify the applicable data for their specific environment.

Information concerning non-IBM products was obtained from the suppliers of those products, their published announcements or other publicly available sources. IBM has not tested those products and cannot confirm the accuracy of performance, compatibility or any other claims related to non-IBM products. Questions on the capabilities of non-IBM products should be addressed to the suppliers of those products.

All statements regarding IBM's future direction or intent are subject to change or withdrawal without notice, and represent goals and objectives only.

All IBM prices shown are IBM's suggested retail prices, are current and are subject to change without notice. Dealer prices may vary.

This information is for planning purposes only. The information herein is subject to change before the products described become available.

This information contains examples of data and reports used in daily business operations. To illustrate them as completely as possible, the examples include the names of individuals, companies, brands, and products. All of these names are fictitious and any similarity to the names and addresses used by an actual business enterprise is entirely coincidental.

COPYRIGHT LICENSE:

This information contains sample application programs in source language, which illustrate programming techniques on various operating platforms. You may copy, modify, and distribute these sample programs in any form without payment to

IBM, for the purposes of developing, using, marketing or distributing application programs conforming to the application programming interface for the operating platform for which the sample programs are written. These examples have not been thoroughly tested under all conditions. IBM, therefore, cannot guarantee or imply reliability, serviceability, or function of these programs. You may copy, modify, and distribute these sample programs in any form without payment to IBM for the purposes of developing, using, marketing, or distributing application programs conforming to IBM's application programming interfaces.

If you are viewing this information in softcopy form, the photographs and color illustrations might not display.

Trademarks

IBM, the IBM logo, and ibm.com are trademarks or registered trademarks of International Business Machines Corp., registered in many jurisdictions worldwide. Other product and service names might be trademarks of IBM or other companies. A current list of IBM trademarks is available on the Web at "Copyright and trademark information" at www.ibm.com/legal/copytrade.shtml.

Glossary

COLLECT

A process used by IBM Z Decision Support to read data from input log data sets, interpret records in the data set, and store the data in DB2 tables in the IBM Z Decision Support database.

component

An optionally installable part of a IBM Z Decision Support feature. Specifically in IBM Z Decision Support , a component refers to a logical group of objects used to collect log data from a specific source, to update the Tivoli Decision Support for z/OS database using that data, and to create reports from data in the database.

control table

A predefined IBM Z Decision Support table that controls results returned by certain log collector functions.

data table

A IBM Z Decision Support table that contains performance data used to create reports.

distributed transaction processing

The distribution of processing among transactions that communicate synchronously with each other over intersystem or interregion links.

dynamic transaction backout (DTB)

The process of canceling changes made to stored data by a transaction following the failure of the transaction.

environment information

Information that is added to the log data to create reports. This includes data such as performance groups, shift periods, installation definitions, and so on.

function request shipping

The process, transparent to the application program, by which CICS accesses resources when those resources are actually held on another CICS system.

intersystem communication (ISC)

Communication between separate systems by means of SNA facilities or by means of the application-to-application facilities of an SNA access method.

Java virtual machine

A software implementation of a central processing unit that runs compiled Java code (applets and applications).

key columns

The columns of a database table that together constitute the key.

key value

Value used to sort records into groups.

local shared resources (LSR)

A VSAM facility that provides users with the capability of sharing buffers and strings of VSAM data sets.

log

Any sequential data set used as input to IBM Z Decision Support.

Glossary

log collector

A IBM Z Decision Support program that processes log data sets and provides other IBM Z Decision Support services.

log collector language

IBM Z Decision Support statements used to supply definitions to and invoke services of the log collector.

log data set

Any sequential data set used as input to IBM Z Decision Support.

log definition

The description of a log data set processed by the log collector.

log procedure

A program module that is used to process all record types in certain log data sets.

logical unit (LU)

A port through which a user gains access to the services of a network.

lookup expression

An expression that specifies how a value is obtained from a lookup table.

lookup table

A IBM Z Decision Support DB2 table that contains grouping, translation, or substitution information.

multiregion operation (MRO)

Communication between CICS systems in the same processor without the use of SNA networking facilities.

object An integral part of a feature component needed for data collection (for example, record definitions, record procedures, and update definitions).

IBM Z Decision Support database

A set of DB2 tables that includes data tables, lookup tables, system tables, and control tables.

purge condition

Instruction for removing unneeded data from the IBM Z Decision Support database.

record definition

The description of a record type contained in the log data sets used by IBM Z Decision Support, including detailed record layout and data formats.

record procedure

A program module that is called to process certain types of log records.

record type

The classification of records in a log data set.

region A section of the dynamic area that is allocated to a job step or system task. In the CICS product library, the term also includes partitions and address spaces.

report definition language

IBM Z Decision Support statements used to define reports and report groups.

report group

A collection of IBM Z Decision Support reports that can be referred to by a single name.

reporting dialog

A set of host or workstation windows used to request reports.

resource

Any facility of the computing system or operating system required by a job or task, including central storage, input/output devices, the processing unit, data sets, and control or processing programs.

resource group

A collection of resources identified as belonging to a particular department or division. Resources are organized into groups to reflect the structure of an organization.

resource information

Information that describes the elements in a system (for example, a network).

section

A structure within a record that contains one or more fields and may contain other sections.

source In an update definition, the record or DB2 table that contains the data used to update a IBM Z Decision Support DB2 table.

subcomponent

An optionally installable part of a IBM Z Decision Support feature component.

sysplex

A set of systems communicating and cooperating with each other, through certain multisystem hardware components and software services, in order to process customer workloads.

system table

A DB2 table that stores information for controlling log collector processing, IBM Z Decision Support dialogs, and reporting.

target In an update definition, the DB2 table in which IBM Z Decision Support stores data from the source record or table.

threshold

In IBM Z Decision Support, the maximum or minimum acceptable level of usage. Usage measurements are compared with threshold levels.

update definition

Instructions for entering data into DB2 tables from records of different types or from other DB2 tables.

updates

Instructions in IBM Z Decision Support on how to process data from log data sets to DB2 tables.

view An alternative representation of data from one or more tables. A view can include all or some of the columns contained in the table on which it is defined.

Glossary

Bibliography

Tivoli Decision Support publications

Administration Guide and Reference, SC27-9055
Resource Accounting for z/OS, SC27-9065
AS/400 System Performance Feature Guide and Reference, SC27-9060
CICS Performance Feature Guide and Reference, SC27-9057
Distributed Systems Performance Feature Guide and Reference, SC27-9059
Guide to Reporting, SC27-9066
IMS Performance Feature Guide and Reference, SC27-9058
Language Guide and Reference, GI13-4376
Messages and Problem Determination, GC27-9056
System Performance Feature Reference Volume I, SC27-9062
System Performance Feature Reference Volume II, SC27-9063
Usage and Accounting Collector User Guide, SC27-9064

Index

A

accessibility xii
accounting class data, CMF 65
Application CPU Utilization, Trend report (CICS404) 57
Application DLI Call Utilization, Trend report (CICSA51) 64
Application I/O Wait Times, Detail report (CICS405) 59
Application Main Response Times, Detail report (CICS406) 60
Application Response Times, Detail report (CICS403) 55
Application Response Times, Overview report (CICS401) 53
Application Response Times, Trend report (CICS402) 54
Application Wait Times, Detail report (CICS407) 63
area, dynamic storage 85
attributes, report 48
availability data
 CICS 25
 resource 25
 with XRF 26

B

backup, dynamic transaction 80
basic (subcomponent 1) data tables
 CICS_TRANSACTION_H, _D, _W 175
 CICSBTS_TRAN_USR_H, _D, _W 141
 CICSCHN_A_BASIC_H, _W 168
 CICSCHN_TRAN_USR_H, _D, _W 142
 CICSCHN_TRANSACT_H, _D, _W 176
 CICSDOC_TRAN_USR_H, _D, _W 142
 CICSWEB_TRAN_USR_H, _D, _W 143
basic (subcomponent 1) reports
 CICS Transaction Performance, Detail 49, 120, 121
basic application analysis (subcomponent 4) data tables
 CICS_A_BASIC_H, _W 166
 CICSBTS_A_BASIC_H, _W 167
 CICSDOC_A_BASIC_H, _W 168
 CICSWEB_A_BASIC_H, _W 169
basic application analysis (subcomponent 4) reports
 CICS Application CPU Utilization, Trend 57
 CICS Application I/O Wait Times, Detail 59
 CICS Application Main Response Times, Detail 60

basic application analysis (subcomponent 4) reports (*continued*)
 CICS Application Response Times, Detail 55
 CICS Application Response Times, Overview 53
 CICS Application Response Times, Trend 54
 CICS Application Wait Times, Detail 63
basic application user (subcomponent 11) data tables
 CICS_A_USR_H, _W 182
 CICSBTS_A_USR_H, _W 184
 CICSCHN_A_USR_H, _W 185
 CICSDOC_A_USR_H, _W 185
 CICSWEB_A_USR_H, _W 186
basic transaction (subcomponent 8) data tables
 CICS_TRAN_USR_H, _D, _W 139, 191, 192, 193
 CICSBTS_TRANSACT_H, _D, _W 176
 CICSDOC_TRANSACT_H, _D, _W 177
 CICSWEB_TRANSACT_H, _D, _W 178
Batch, Global IRC statistics report (CICS806) 81
books x, xii
books for Administration Guide and Reference 401
BTS, common fields 158
Buffer Pool, DB2 Connection, Statistics report (CICS818) 98
Buffer Pool, Shared TS queue server, Statistics report (CICS823) 105

C

call rate, database 64
CFDT: CICS Server Statistics report (CICS828) 111
CFDT: CICS Storage Statistics report (CICS829) 112
CHN, common fields 159
CICS Application Channel Performance, Detail 52
CICS ISC/IRC Function Shipping by Connection 87
CICS Monitoring Facility (CMF) requirements, CICS/ESA 15
CICS OMEGAMON database/file avg command response, daily report 73
CICS OMEGAMON database/file avg request response, daily report 72
CICS OMEGAMON database/file total commands, hourly report 71
CICS OMEGAMON database/file total requests, hourly report 70

CICS OMEGAMON monitoring component
 description 12
 report 70
 tables 198
CICS OMEGAMON transaction database/file commands, daily report 75
CICS OMEGAMON transaction database/file requests, daily report 74
CICS OMEGAMON transaction DB2 averages, hourly report 76
CICS performance
 monitoring with IBM Z Decision Support 25
CICS Transaction Channel Performance, Detail 50
CICS Transaction Gateway component
 CTG_CSX_EXCL_H, _D, _W 379
 CTG_CSX_IPIC_H, _D, _W 380
 tables 375
CICS Transaction Gateway component tables
 CTG_CS_H, _D, _W 378
 CTG_STATISTICS_H, _D, _W 375
CICS Transaction Gateway requirements, verifying 18
CICS Transaction Processor Utilization, Daily report (CICSA06) 118
CICS Transaction Processor Utilization, Daily report (CICSA07) 66
CICS Transaction Processor Utilization, Monthly report (CICSA04) 119
CICS Transaction Processor Utilization, Monthly report (CICSA05) 67
CICS_A_BASIC_H, _W data tables 166
CICS_A_DBCTL_H, _W data tables 170
CICS_A_DBCTL_USR_H, _W data tables 188
CICS_A_DLI_H, _W data tables 172
CICS_A_DLI_USR_H, _W data tables 190
CICS_A_USR_H, _W data tables 182
CICS_DBCTL_TRAN_H, _D, _W data tables 179
CICS_DBCTL_USR_H, _D, _W data tables 162
CICS_DLI_TRAN_H, _D, _W data tables 181
CICS_DLI_USR_H, _D, _W data tables 164
CICS_DOCT_RES_D 211, 212
CICS_LOOKUP_APPL lookup table 22, 384
CICS_LOOKUP_SYSTEM lookup table 23, 385
CICS_M_ACCOUNT_H, _D, _W, _M data tables 174
CICS_MVSTCB_D 208
CICS_MVSTCB_H 209
CICS_MVSTCB_RES_D 209

CICS_MVSTCB_RES_H	210	CICS_S_RECOV_MGR_D data table	310	CICS407 (Application Wait Times, Detail report)	63
CICS_O_A_FL_H,_D,_W data tables	200	CICS_S_RECOV_MGR_T data table	309	CICS701 (CICS/MVS CMF Transaction Statistics report)	65
CICS_O_A_USR_FL_H,_D,_W data tables	201	CICS_S_STOR_DOM_D data table	313	CICS801 (Global Loader statistics report)	68, 69, 77, 117
CICS_O_FL_DTL_H,_D,_W data tables	202	CICS_S_STOR_DOM_T data table	312	CICS802 (Global Temporary Storage statistics report)	78
CICS_O_FL_H,_D,_W data tables	198	CICS_S_STOR_DSA_D data table	316	CICS803 (Global VTAM statistics report)	79
CICS_O_TRAN_FL_H,_D,_W data tables	201	CICS_S_STOR_DSA_T data table	313	CICS804 (Global DTB statistics report)	80
CICS_OMEG_FIELD lookup table	385	CICS_S_STOR_TASK_D data table	319	CICS806 (Global IRC Batch statistics report)	81
CICS_RMI_PERF_T	194	CICS_S_STOR_TASK_T data table	318	CICS807 (Transaction Usage statistics report)	82
CICS_S_AUTO_TERM_D data table	215	CICS_S_TCLASS_D data table	321	CICS808 (Program Usage statistics report)	84
CICS_S_AUTO_TERM_T data table	213	CICS_S_TCLASS_T data table	320	CICS809 (Dynamic Storage [DSA] Usage statistics report)	85
CICS_S_CFDT_GREQ_D data table	217	CICS_S_TCPIP_D data table	323, 324	CICS810 (File Statistics report)	86
CICS_S_CFDT_GREQ_T data table	216	CICS_S_TERMINAL_D data table	327	CICS811 (ISC/IRC Global statistics report)	88
CICS_S_CFDT_SERV_D data table	220	CICS_S_TERMINAL_T data table	326	CICS812 (ISC/IRC Mode Entries statistics report)	89
CICS_S_CFDT_SERV_T data table	218	CICS_S_TRAN_D,_M data tables	329	CICS813 (ISC/IRC System Entries by Connection statistics report)	91
CICS_S_CFDT_STOR_T data table	223	CICS_S_TRAN_T data table	328	CICS814 (TS Recovery Manager statistics report)	92
CICS_S_CFDT_TBAC_D data table	224	CICS_S_TRANSIENT_D data table	332	CICS815 (TS Enqueue Manager statistics report)	94
CICS_S_CFDT_TBAC_T data table	223	CICS_S_TRANSIENT_T data table	330	CICS816 (TS Logstreams statistics report)	95
CICS_S_DB2CONN_D data table	228	CICS_S_TS_BPOOL_D data table	335	CICS817 (DB2 Connection: TCB Statistics report)	97
CICS_S_DB2CONN_T data table	225	CICS_S_TS_BPOOL_T data table	334	CICS818 (DB2 Connection: Buffer Pool Statistics report)	98
CICS_S_DB2ENTRY_D data table	232	CICS_S_TS_CF_D data table	338	CICS819 (DB2 Connection: Command Statistics report)	99
CICS_S_DB2ENTRY_T data table	230	CICS_S_TS_CF_T data table	336	CICS820 (DB2 Entries: Resource Info statistics report)	101
CICS_S_DBCTL_D data table	235	CICS_S_TS_STOR_D data table	341	CICS821 (DB2 Entries: Request Statistics report)	102
CICS_S_DBCTL_T data table	234	CICS_S_TS_STOR_T data table	340	CICS822 (DB2 Entries: Performance Statistics report)	104
CICS_S_DISPATCH_D data table	237	CICS_S_URIMAP_T	342	CICS823 (Shared TS queue server: Buffer Pool Statistics report)	105
CICS_S_DISPATCH_T data table	235	CICS_S_WEBSERV_T	344	CICS824 (Shared TS queue server: Storage Statistics report)	106
CICS_S_DLI_D data table	240, 242, 243	CICS_SMD_SUBP_D	297	CICS825 (TCP/IP: Service Statistics report)	109
CICS_S_DLI_T data table	239	CICS_SMD_SUBP_H	298	CICS826 (TCP/IP: Service Requests Statistics report)	110
CICS_S_DUMP_D data table	245	CICS_T_TRAN_T data table	348	CICS827 (TCP/IP: Service Requests, Daily Trend report)	110
CICS_S_DUMP_T data table	244	CICS_T_UOW_TV1 view table	371	CICS828 (CFDT: Server Statistics report)	111
CICS_S_ENQUE_MGR_D data table	247	CICS_T_UOW_TV2 view table	206, 207, 371	CICS829 CFDT: Storage Statistics report)	112
CICS_S_ENQUE_MGR_T data table	246	CICS_TCPIP_CONN_D	345	CICS830 (NC:Storage Statistics report)	113
CICS_S_FEPI_D data table	251	CICS_TCPIP_CONN_H	347, 374	CICS831 (JVM Profile Statistics, Daily statistics report)	117
CICS_S_FEPI_T data table	249	CICS_TIMEZONES lookup table	22, 384, 388	CICS832 (TCP/IP: Global Statistics report)	107
CICS_S_FILE_D data table	255	CICS_TRAN_USR_H,_D,_W data tables	139, 191, 192, 193	CICS834 (URIMAP: Global Statistics report)	114
CICS_S_FILE_T data table	252	CICS_TRANSACTION_H,_D,_W data tables	175		
CICS_S_GLB_TCPIP_D	258	CICS/MVS (global + accounting) subcomponent 7 data tables			
CICS_S_GLB_TCPIP_T	257	CICS_M_ACCOUNT_H,_D,_W,_M	174		
CICS_S_GLBURIMAP_D	261	subcomponent 7 reports			
CICS_S_GLBURIMAP_T	259	CICS Transaction Processor Utilization, Daily	66		
CICS_S_GLOBAL_D data table	267	CICS Transaction Processor Utilization, Monthly	67		
CICS_S_GLOBAL_T data table	262	CICS/MVS CMF Transaction Statistics	65		
CICS_S_INTERCOM_D data table	275	CICS/MVS CMF Transaction Statistics report (CICS701)	65		
CICS_S_INTERCOM_T data table	270	CICS101 (Transaction Performance, Detail report)	49, 120, 121		
CICS_S_JOURNAL_D data table	281	CICS401 (Application Response Times, Overview report)	53		
CICS_S_JOURNAL_D2 data table	248, 282, 283, 284, 285	CICS402 (Application Response Times, Trend report)	54		
CICS_S_JOURNAL_T data table	280	CICS403 (Application Response Times, Detail report)	55		
CICS_S_JOURNAL_T2 data table	281	CICS404 (Application CPU Utilization, Trend report)	57		
CICS_S_JVMSREV_D data table	286	CICS405 (Application I/O Wait Times, Detail report)	59		
CICS_S_JVMSREV_T data table	287	CICS406 (Application Main Response Times, Detail report)	60		
CICS_S_LOGSTREAM_D data table	290				
CICS_S_LOGSTREAM_T data table	289				
CICS_S_LSR_POOL_D data table	294				
CICS_S_LSR_POOL_T data table	291				
CICS_S_LSRP_FILE_D data table	297				
CICS_S_LSRP_FILE_T data table	296				
CICS_S_MONITOR_D data table	301				
CICS_S_MONITOR_T data table	299				
CICS_S_NC_LSTRUC_D data table	303				
CICS_S_NC_LSTRUC_T data table	301				
CICS_S_NCS_STOR_T data table	304				
CICS_S_PIPELINES data table	304				
CICS_S_PROGRAM_D data table	307				
CICS_S_PROGRAM_T data table	305				

CICS835 (URIMAP: Resource Statistics report) 115

CICS902 (UOW Response Times report) 122

CICSA04 (Transaction Processor Utilization, Monthly report) 119

CICSA05 (Transaction Processor Utilization, Monthly report) 67

CICSA06 (Transaction Processor Utilization, Daily report) 118

CICSA07 (Transaction Processor Utilization, Daily report) 66

CICSA51 (Application DLI Call Utilization, Trend report) 64

CICSBTS_A_BASIC_H,_W data tables 167

CICSBTS_A_USR_H,_W data tables 184

CICSBTS_T_TRAN_T data table 363

CICSBTS_TRAN_USR_H,_D,_W data tables 141

CICSBTS_TRANSACT_H,_D,_W data tables 176

CICSCHN_A_BASIC_H,_W data tables 168

CICSCHN_A_USR_H,_W data tables 185

CICSCHN_T_TRAN_T data table 365

CICSCHN_TRAN_USR_H,_D,_W data tables 142

CICSCHN_TRANSACT_H,_D,_W data tables 176

CICSDOC_A_BASIC_H,_W data tables 168

CICSDOC_A_USR_H,_W data tables 185

CICSDOC_T_TRAN_T data table 367

CICSDOC_TRAN_USR_H,_D,_W data tables 142

CICSDOC_TRANSACT_H,_D,_W data tables 177

CICSJ01 (Enterprise Java Beans Details, Daily monitoring report) 69

CICST01 (Transactions Resources Details, Daily monitoring report) 68

CICSWEB_A_BASIC_H,_W data tables 169

CICSWEB_A_USR_H,_W data tables 186

CICSWEB_T_TRAN_T data table 369

CICSWEB_TRAN_USR_H,_D,_W data tables 143

CICSWEB_TRANSACT_H,_D,_W data tables 178

class data, CMF accounting 65

CMF accounting class data 65

CMF performance records 49, 55

CMF Transaction Statistics report, CICS/MVS (CICS701) 65

collection optimization, data 17

combinations

- FILE_DB_TYPE and
- FILE_DB_ACTION 199, 203
- FILE_DB_TYPE and
- FILE_DB_SUBTYPE 203

Command, DB2 Connection, Statistics report (CICS819) 99

common fields

- for BTS 158
- for CHN 159
- for DOC 161
- for WEB 161

subcomponents 1,4,8, and 11 145

communication, intersystem and interregion 81, 88, 90, 91, 275

component installation 18

Connection, ISC/IRC System Entries by (CICS813) statistics report 91

conventions

- typeface xiii

CPU utilization 57, 59, 60, 63

CPU Utilization Trend report, Application 57

CTG_CS_H,_D,_W

- CICS Transaction Gateway component tables 378

CTG_CSX_EXCL_H,_D,_W

- CICS Transaction Gateway component 379

CTG_CSX_IPIC_H,_D,_W

- CICS Transaction Gateway component 380

CTG_STATISTICS_H,_D,_W

- CICS Transaction Gateway component tables 375

customer support 390

customization, CICS Partitioning feature 36

customization, CICS Performance feature 7

customizing considerations 44

D

daily average response time, for the total commands, per database/file type 72

daily average response time, per command, per database/file type 73

daily reports

- CICS Transaction Processor Utilization (CICSA06) 118
- CICS Transaction Processor Utilization (CICSA07) 66

daily total requests, per database/file type 74, 75

data

- CMF accounting class 65
- types

 - CICS availability 25
 - CICS availability using XRF 26
 - performance (dispatch time) 32
 - performance (response time) 27, 29
 - resource availability 25

data collection, optimizing 17

data tables

- CICS_O_A_FL_H,_D,_W 200
- CICS_O_A_USR_FL_H,_D,_W 201
- CICS_O_FL_DTL_H,_D,_W 202
- CICS_O_FL_H,_D,_W 198
- CICS_O_TRAN_FL_H,_D,_W 201

in the CICS monitoring component

- CICS_A_BASIC_H,_W 166
- CICS_A_DBCTL_H,_W 170

data tables (continued)

in the CICS monitoring component (continued)

- CICS_A_DBCTL_USR_H,_W 188
- CICS_A_DLI_H,_W 172
- CICS_A_DLI_USR_H,_W 190
- CICS_A_USR_H,_W 182
- CICS_DBCTL_TRAN_H,_D,_W 179
- CICS_DBCTL_USR_H,_D,_W 162
- CICS_DLI_TRAN_H,_D,_W 181
- CICS_DLI_USR_H,_D,_W 164
- CICS_M_ACCOUNT_H,_D,_W,_M 174
- CICS_TRAN_USR_H,_D,_W 139, 191, 192, 193
- CICS_TRANSACTION_H,_D,_W 175
- CICSBTS_A_BASIC_H,_W 167
- CICSBTS_A_USR_H,_W 184
- CICSBTS_TRAN_USR_H,_D,_W 141
- CICSBTS_TRANSACT_H,_D,_W 176
- CICSCHN_A_BASIC_H,_W 168
- CICSCHN_A_USR_H,_W 185
- CICSCHN_TRAN_USR_H,_D,_W 142
- CICSCHN_TRANSACT_H,_D,_W 176
- CICSDOC_A_BASIC_H,_W 168
- CICSDOC_A_USR_H,_W 185
- CICSDOC_TRAN_USR_H,_D,_W 142
- CICSDOC_TRANSACT_H,_D,_W 177
- CICSWEB_A_BASIC_H,_W 169
- CICSWEB_A_USR_H,_W 186
- CICSWEB_TRAN_USR_H,_D,_W 143
- CICSWEB_TRANSACT_H,_D,_W 178

in the CICS Resource Manager Interface subcomponent

- CICS_RMI_PERF_T 194

in the CICS statistics component

- CICS_DOCT_RES_D 211, 212
- CICS_MVSTCB_D 208, 209
- CICS_MVSTCB_RES_D 209
- CICS_MVSTCB_RES_H 210
- CICS_PIPELINE_T 211
- CICS_S_AUTO_TERM_D 215
- CICS_S_AUTO_TERM_T 213
- CICS_S_CFDI_GREQ_D 217
- CICS_S_CFDI_GREQ_T 216
- CICS_S_CFDI_SERV_D 220
- CICS_S_CFDI_SERV_T 218
- CICS_S_CFDI_STOR_T 223
- CICS_S_CFDI_TBAC_D 224
- CICS_S_CFDI_TBAC_T 223
- CICS_S_DB2CONN_D 228
- CICS_S_DB2CONN_T 225
- CICS_S_DB2ENTRY_D 232
- CICS_S_DB2ENTRY_T 230
- CICS_S_DBCTL_D 235
- CICS_S_DBCTL_T 234

data tables (*continued*)
in the CICS statistics component
(*continued*)

- CICS_S_DISPATCH_D 237
- CICS_S_DISPATCH_T 235
- CICS_S_DLI_D 240, 242, 243
- CICS_S_DLI_T 239
- CICS_S_DUMP_D 245
- CICS_S_DUMP_T 244
- CICS_S_ENQUEUE_MGR_D 247
- CICS_S_ENQUEUE_MGR_T 246
- CICS_S_FILE_D 255
- CICS_S_FILE_T 252
- CICS_S_GLB_TCPIP_D 258
- CICS_S_GLB_TCPIP_T 257
- CICS_S_GLBURIMAP_D 261
- CICS_S_GLBURIMAP_T 259
- CICS_S_GLOBAL_D 267
- CICS_S_GLOBAL_T 262
- CICS_S_INTERCOM_D 275
- CICS_S_INTERCOM_T 270
- CICS_S_JOURNAL_D 281
- CICS_S_JOURNAL_D2 248, 282, 283, 284, 285
- CICS_S_JOURNAL_T 280
- CICS_S_JOURNAL_T2 281
- CICS_S_JVMSREV_D 286
- CICS_S_JVMSREV_T 287
- CICS_S_LOGSTREAM_D 290
- CICS_S_LOGSTREAM_T 289
- CICS_S_LSR_POOL_D 294
- CICS_S_LSR_POOL_T 291
- CICS_S_LSRP_FILE_D 297
- CICS_S_LSRP_FILE_T 296
- CICS_S_MONITOR_D 301
- CICS_S_MONITOR_T 299
- CICS_S_NC_LSTRUC_D 303
- CICS_S_NC_LSTRUC_T 301
- CICS_S_NCS_STOR_T 304
- CICS_S_PIPELINE_T 304
- CICS_S_PROGRAM_D 307
- CICS_S_PROGRAM_T 305
- CICS_S_RECOV_MGR_D 310
- CICS_S_RECOV_MGR_T 309
- CICS_S_STOR_DOM_D 313
- CICS_S_STOR_DOM_T 312
- CICS_S_STOR_DSA_D 316
- CICS_S_STOR_DSA_T 313
- CICS_S_STOR_TASK_D 319
- CICS_S_STOR_TASK_T 318
- CICS_S_TCLASS_D 321
- CICS_S_TCLASS_T 320
- CICS_S_TCPIP_D 324
- CICS_S_TCPIP_T 323
- CICS_S_TERMINAL_D 327
- CICS_S_TERMINAL_T 326
- CICS_S_TRAN_D,_M 329
- CICS_S_TRAN_T 328
- CICS_S_TRANSIENT_D 332
- CICS_S_TRANSIENT_T 330
- CICS_S_TS_BPOOL_D 335
- CICS_S_TS_BPOOL_T 334
- CICS_S_TS_CF_D 338
- CICS_S_TS_CF_T 336
- CICS_S_TS_STOR_D 341
- CICS_S_TS_STOR_T 340
- CICS_S_URIMAP_T 342

data tables (*continued*)
in the CICS statistics component
(*continued*)

- CICS_S_WEBSERV_T 344
- CICS_SMD_SUBP_D 297
- CICS_SMD_SUBP_H 298
- CICS_TCPIP_CONN_D 345
- CICS_TCPIP_CONN_H 347

in the CICS transaction and
unit-of-work analysis component

- CICS_T_TRAN_T 348
- CICS_T_UOW_TV1 371
- CICS_T_UOW_TV2 206, 207, 371
- CICS_TCPIP_CONN_H 374
- CICS_BTS_T_TRAN_T 363
- CICSCHN_T_TRAN_T 365
- CICSDOC_T_TRAN_T 367
- CICSWEB_T_TRAN_T 369

naming standard 138
summarization-level suffixes 138

data tables, CICS Partitioning feature
in the CICS statistics component

- CICS_S_FEPI_D 251
- CICS_S_FEPI_T 249

naming standard 42
summarization-level suffixes 42

database call rate 64

database/file type

- daily average response time, for the total commands 72
- daily average response time, per command 73
- daily total requests 74, 75
- hourly total command count 70, 71

dataspaces, I/O wait and expanded storage 32

DB2 Connection: Buffer Pool Statistics report (CICS818) 98

DB2 Connection: Command Statistics report (CICS819) 99

DB2 Connection: TCB Statistics report (CICS817) 97

DB2 Entries: Performance Statistics report (CICS822) 104

DB2 Entries: Request Statistics report (CICS821) 102

DB2 Entries: Resource Info Statistics report (CICS820) 101

DBCTL (subcomponent 2) data tables

- CICS_DBCTL_TRAN_H,_D,_W 179

DBCTL application analysis (subcomponent 5) data tables

- CICS_A_DBCTL_H,_W 170

DBCTL application analysis (subcomponent 5) reports

- CICS Application DLI Call Utilization, Trend 64

DBCTL application user (subcomponent 12) data tables

- CICS_A_DBCTL_USR_H,_W 188

DBCTL transaction (subcomponent 9) data tables

- CICS_DBCTL_USR_H,_D,_W 162

defining performance objectives 3

detail report

- CICS Application Channel Performance 52

detail report (*continued*)

- CICS ISC/IRC Function Shipping by Connection 87
- CICS Transaction Channel Performance 50

detail reports

- CICS Application I/O Wait Times, Detail 59
- CICS Application Main Response Times, Detail 60
- CICS Application Response Times, Detail 55
- CICS Application Wait Times, Detail 63
- CICS Transaction Performance, Detail 49, 120, 121

DFHJCT (journaling control table) macro 17

DFHMCT (monitoring control table) macro 15

DFHMNDUP utility program 135

DFHSIT (system initialization table) macro 15

dictionary data processing 135

dispatch time 32

DL/I (subcomponent 3) data tables

- CICS_DLI_TRAN_H,_D,_W 181

DL/I application analysis (subcomponent 6) data tables

- CICS_A_DLI_H,_W 172

DL/I application user (subcomponent 13) data tables

- CICS_A_DLI_USR_H,_W 190

DL/I transaction (subcomponent 10) data tables

- CICS_DLI_USR_H,_D,_W 164

DLI Call Utilization Trend report, Application (CICSA51) 64

DOC, common fields 161

documentation

- TDS 401

domain, loader 77

DRL1CIEX utility program 135

DRLJCIEX JCL 135

DTB, Global statistics report (CICS804) 80

Dynamic Storage (DSA) Usage statistics report (CICS809) 85

dynamic transaction backout 80

E

education xii

Enqueue Manager, TS, statistics report (CICS815) 94

Entries by Connection statistics report (CICS813), ISC/IRC System 91

Entries, ISC/IRC Mode statistics report (CICS812) 89

environment restrictions, CICS Partitioning feature 43

establishing performance objectives 2

evaluating the Key Performance Metrics (KPM) CICS component 14

evaluation and planning 8

evaluation and planning, CICS
 Partitioning feature 36
exception data 34
expanded storage and I/O wait
 dataspaces 32
extended recovery facility (XRF) 26

F

file and data base usage, monitoring 26
File Statistics report (CICS810) 86
FILE_DB_TYPE and FILE_DB_ACTION
 combinations 199, 203
FILE_DB_TYPE and FILE_DB_SUBTYPE
 combinations 203
fixes, obtaining 389
format, IBM Z Decision Support
 report 47

G

gateway component
 description 14
gateway component, transaction
 description 14
Global DTB statistics report
 (CICS804) 80
Global IRC Batch statistics report
 (CICS806) 81
Global ISC/IRC statistics report
 (CICS811) 88
Global Loader statistics report
 (CICS801) 68, 69, 77, 117
Global Temporary Storage statistics report
 (CICS802) 78
Global VTAM statistics report
 (CICS803) 79
Global, TCP/IP, Statistics report
 (CICS832) 107
Global, URIMAP, Statistics report
 (CICS834) 114
glossary 397
groups, report 47

H

hourly average DB2 information, per
 transaction 76
hourly total command count, per
 database/file type 71
hourly total request count, per
 database/file type 70

I

I/O wait and expanded storage
 dataspaces 32
I/O Wait Times Detail report,
 Application 59
identifiers, report 47
incident data 34
information centers, searching for
 problem resolution 389
installation
 CICS Partitioning feature 36

installation (*continued*)
 CICS Performance feature 7
 component 18
 requirements
 CICS/ESA 15, 16
 CICS/MVS 16
 making input data available 14
 optimizing data collection 17
 putting feature into
 production 24
 testing the installation 24
 updating lookup tables 21
 verifying CICS Transaction
 Gateway requirements 18
internal response time 27, 53, 54
Internet
 searching for problem resolution 389
interregion communication (IRC) 81, 88,
 90, 91
intersystem communication (ISC) 88, 90,
 91
IRC Batch, Global statistics report
 (CICS806) 81
ISC/IRC
 Global statistics report (CICS811) 88
 Mode Entries statistics report
 (CICS812) 89
 System Entries by Connection
 statistics report (CICS813) 91

J

JCL, DRLJCIEX 135
JCT (journaling control table) 17
journaling control table macro
 (DFHJCT) 17

K

Key Performance Metrics (KPM) CICS
 component
 evaluating 14
 tables 381
knowledge bases, searching for problem
 resolution 389
KPM tables
 KPMC_MON_TRAN_H 381
 KPMC_MON_TRAN_H 381
 KPMC_MON_TRAN_HV 383

L

list of terms used in this book 397
Loader, Global statistics report
 (CICS801) 68, 69, 77, 117
Logstreams, TS, statistics report
 (CICS816) 95
lookup tables 383
 CICS_LOOKUP_APPL 384
 CICS_LOOKUP_SYSTEM 385
 CICS_OMEG_FIELD 385
 CICS_TIMEZONES 22, 384, 388
 updating CICS_LOOKUP_APPL 22
 updating
 CICS_LOOKUP_SYSTEM 23
 updating CICS_TIMEZONES 22

lookup tables (*continued*)
 with System Performance feature
 installed 24

M

macros
 journaling control table (DFHJCT) 17
 monitoring control table
 (DFHMCT) 15
 system initialization table
 (DFHSIT) 15
Main Response Times Detail report,
 Application 60
manuals x, xii
 TDS 401
MCT (monitoring control table) 15
measuring response time 29
mirror tasks 371
Mode Entries, ISC/IRC statistics report
 (CICS812) 89
monitoring component
 CICS OMEGAMON
 description 12
 description 11
 description, CICS Partitioning
 feature 37
 report 49, 120
 tables 139
 tables, CICS Partitioning feature 42
 monitoring control table macro
 (DFHMCT) 15
 monitoring file and data base usage 26
 monitoring processor use 30
 monthly reports
 CICS Transaction Processor Utilization
 (CICSA04) 119
 CICS Transaction Processor Utilization
 (CICSA05) 67
 multiregion operation (MRO) 91, 275
 MVS_WORKLOAD_TYPE lookup
 table 24

N

NC: CICS Storage Statistics report
 (CICS830) 113

O

OMEGAMON database/file avg
 command response, daily report 73
OMEGAMON database/file avg request
 response, daily report 72
OMEGAMON database/file total
 commands, hourly report 71
OMEGAMON database/file total
 requests, hourly report 70
OMEGAMON transaction database/file
 commands, daily report 75
OMEGAMON transaction database/file
 requests, daily report 74
OMEGAMON transaction DB2 averages,
 hourly report 76
online publications
 accessing xii

ordering publications xii
overview reports
CICS Application Response Times,
Overview 53

P

performance
CICS monitored using IBM Z Decision
Support 25
records, CMF 49, 55
Performance Detail report, Transaction
(CICS101) 49, 120, 121
performance management 1
performance objectives
defining 3
establishing 2
Performance, DB2 Entries, Statistics
report (CICS822) 104
problem determination
describing problems 392
determining business impact 391
submitting problems 392
processor second, CICS transactions
per 66
Processor Utilization, CICS Transaction
daily reports
CICSA06 118
CICSA07 66
monthly reports
CICSA04 119
CICSA05 67
Program Usage statistics report
(CICS808) 84
publications x
accessing online xii
ordering xii
TDS 401

R

rate, database call 64
records, CMF performance 49, 55
recovery facility, extended (XRF) 26
Recovery Manager, TS, statistics report
(CICS814) 92
report
attributes 48
CICS Application Channel
Performance, Detail 52
CICS ISC/IRC Function Shipping by
Connection 87
CICS OMEGAMON database/file avg
command response, daily 73
CICS OMEGAMON database/file avg
request response, daily 72
CICS OMEGAMON database/file
total commands, hourly 71
CICS OMEGAMON database/file
total requests, hourly 70
CICS OMEGAMON monitoring
component 70
CICS OMEGAMON transaction
database/file commands, daily 75
CICS OMEGAMON transaction
database/file requests, daily 74

report (*continued*)
CICS OMEGAMON transaction DB2
averages, hourly 76
CICS Transaction Channel
Performance, Detail 50
format and general description 47
identifiers, unique 47
in the CICS monitoring component
CICS Application CPU Utilization,
Trend 57
CICS Application DLI Call
Utilization, Trend 64
CICS Application I/O Wait Times,
Detail 59
CICS Application Main Response
Times, Detail 60
CICS Application Response Times,
Detail 55
CICS Application Response Times,
Overview 53
CICS Application Response Times,
Trend 54
CICS Application Wait Times,
Detail 63
CICS Transaction Performance,
Detail 49, 120, 121
CICS Transaction Processor
Utilization, Daily 66
CICS Transaction Processor
Utilization, Monthly 67
CICS/MVS CMF Transaction
Statistics 65
in the CICS statistics component
CICS CFDT: Server Statistics 111
CICS CFDT: Storage Statistics 112
CICS DB2 Connection: Buffer Pool
Statistics 98
CICS DB2 Connection: Command
Statistics 99
CICS DB2 Connection: TCB
Statistics 97
CICS DB2 Entries: Performance
Statistics 104
CICS DB2 Entries: Request
Statistics 102
CICS DB2 Entries: Resource Info
Statistics 101
CICS Dynamic Storage (DSA)
Usage 85
CICS File Statistics 86
CICS Global DTB 80
CICS Global IRC Batch 81
CICS Global Loader 68, 69, 77,
117
CICS Global Temporary
Storage 78
CICS Global VTAM 79
CICS ISC/IRC Global 88
CICS ISC/IRC Mode Entries 89
CICS ISC/IRC System Entries by
Connection 91
CICS NC: Storage Statistics 113
CICS Program Usage 84
CICS Shared TS queue server:
Buffer Pool Statistics 105
CICS Shared TS queue server:
Storage Statistics 106

report (*continued*)
in the CICS statistics component
(*continued*)
CICS TCP/IP: Global
Statistics 107
CICS TCP/IP: Service Requests
Statistics 110
CICS TCP/IP: Service Requests,
Daily Trend 110
CICS TCP/IP: Service
Statistics 109
CICS Transaction Processor
Utilization, Daily 118
CICS Transaction Processor
Utilization, Monthly 119
CICS Transaction Usage 82
CICS TS Enqueue Manager
statistics 94
CICS TS Logstreams statistics 95
CICS TS Recovery Manager
statistics 92
CICS URIMAP: Global
Statistics 114
CICS URIMAP: Resource
Statistics 115
in the CICS transaction and
unit-of-work analysis component
CICS UOW Response Times 122
OMEGAMON database/file avg
command response, daily 73
OMEGAMON database/file avg
request response, daily 72
OMEGAMON database/file total
commands, hourly 71
OMEGAMON database/file total
requests, hourly 70
OMEGAMON transaction
database/file commands, daily 75
OMEGAMON transaction
database/file requests, daily 74
OMEGAMON transaction DB2
averages, hourly 76
predefined groups 47
source tables 47
variables 48
report IDs
CICS101 (Transaction Performance,
Detail report) 49, 120, 121
CICS401 (Application Response Times,
Overview report) 53
CICS402 (Application Response Times,
Trend report) 54
CICS403 (Application Response Times,
Detail report) 55
CICS404 (Application CPU Utilization,
Trend report) 57
CICS405 (Application I/O Wait Times,
Detail report) 59
CICS406 (Application Main Response
Times, Detail report) 60
CICS407 (Application Wait Times,
Detail report) 63
CICS701 (CICS/MVS CMF
Transaction Statistics report) 65
CICS801 (Global Loader statistics
report) 68, 69, 77, 117

report IDs (*continued*)

CICS802 (Global Temporary Storage statistics report) 78
 CICS803 (Global VTAM statistics report) 79
 CICS804 (Global DTB statistics report) 80
 CICS806 (Global IRC Batch statistics report) 81
 CICS807 (Transaction Usage statistics report) 82
 CICS808 (Program Usage statistics report) 84
 CICS809 (Dynamic Storage [DSA] Usage statistics) 85
 CICS810 (File Statistics report) 86
 CICS811 (ISC/IRC Global statistics report) 88
 CICS812 (ISC/IRC Mode Entries statistics report) 89
 CICS813 (ISC/IRC System Entries by Connection statistics report) 91
 CICS814 (TS Recovery Manager statistics) 92
 CICS815 (TS Enqueue Manager statistics) 94
 CICS816 (TS Logstreams statistics) 95
 CICS817 (DB2 Connection: TCB Statistics) 97
 CICS818 (DB2 Connection: Buffer Pool Statistics) 98
 CICS820 (DB2 Entries: Resource Info Statistics) 101
 CICS821 (DB2 Entries: Request Statistics) 102
 CICS822 (DB2 Entries: Performance Statistics) 104
 CICS823 (Shared TS queue server: Buffer Pool Statistics) 105
 CICS824 (Shared TS queue server: Storage Statistics) 106
 CICS825 (TCP/IP: Service Statistics) 109
 CICS826 (TCP/IP: Service Requests Statistics) 110
 CICS827 (TCP/IP: Service Requests, Daily Trend) 110
 CICS828 (CFDT: Server Statistics) 111
 CICS829 (CFDT: Storage Statistics) 112
 CICS830 (NC: Storage Statistics) 113
 CICS831 (JVM Profile Statistics, Daily report) 117
 CICS832 (TCP/IP: Global Statistics) 107
 CICS834 (URIMAP: Global Statistics) 114
 CICS835 (URIMAP: Resource Statistics) 115
 CICS902 (UOW Response Times report) 122
 CICSA04 (Transaction Processor Utilization, Monthly report) 119
 CICSA05 (Transaction Processor Utilization, Monthly report) 67
 CICSA06 (Transaction Processor Utilization, Daily report) 118

report IDs (*continued*)

CICSA07 (Transaction Processor Utilization, Daily report) 66
 CICSA51 (Application DLI Call Utilization, Trend report) 64, 99
 CICSJ01 (Enterprise Java Beans Details, Daily report) 69
 CICST01 (Transactions Resources Details, Daily report) 68
 Request, DB2 Entries, Statistics report (CICS821) 102
 requirements, installation
 CICS/ESA 15, 16
 CICS/MVS 16
 making input data available 14
 optimizing data collection 17
 putting feature into production 24
 testing the installation 24
 updating lookup tables 21
 verifying CICS Transaction Gateway requirements 18
 resource availability 26
 Resource Info, DB2 Entries, Statistics report (CICS820) 101
 Resource, URIMAP, Statistics report (CICS835) 115
 response time 29
 by unit-of-work ID 371
 internal 27, 53, 54
 Response Times Detail report, Application (CICS403) 55
 Response Times Overview report, Application (CICS401) 53
 Response Times report, UOW (CICS902) 122
 Response Times Trend report, Application (CICS402) 54

S

second, processor 66
 Server, CICS CFDT, Statistics report (CICS828) 111
 Service Requests, TCP/IP, Statistics report (CICS826) 110
 Service, TCP/IP, Daily Trend, Statistics report (CICS827) 110
 Service, TCP/IP, Statistics report (CICS825) 109
 Shared TS queue server: Buffer Pool Statistics report (CICS823) 105
 Shared TS queue server: Storage Statistics report (CICS824) 106
 SIT (system initialization table) 15
 Software Support
 contacting 390
 describing problems 392
 determining business impact 391
 receiving weekly updates 390
 submitting problems 392
 source tables, report 47
 statistics component
 description 13
 description, CICS Partitioning feature 39
 report 77
 tables 206

statistics data tables

CICS_S_AUTO_TERM_D 215
 CICS_S_AUTO_TERM_T 213
 CICS_S_CFDI_GREQ_D 217
 CICS_S_CFDI_GREQ_T 216
 CICS_S_CFDI_STOR_T 223
 CICS_S_CFDI_TBAC_D 224
 CICS_S_CFDI_TBAC_T 223
 CICS_S_DB2CONN_D 228
 CICS_S_DB2CONN_T 225
 CICS_S_DB2ENTRY_D 232
 CICS_S_DB2ENTRY_T 230
 CICS_S_DBCTL_D 235
 CICS_S_DBCTL_T 234
 CICS_S_DCFDI_SERV_D 220
 CICS_S_DCFDI_SERV_T 218
 CICS_S_DISPATCH_D 237
 CICS_S_DISPATCH_T 235
 CICS_S_DLI_D 240, 242, 243
 CICS_S_DLI_T 239
 CICS_S_DUMP_D 245
 CICS_S_DUMP_T 244
 CICS_S_ENQUE_MGR_D 247
 CICS_S_ENQUE_MGR_T 246
 CICS_S_FEPI_D 251
 CICS_S_FEPI_T 249
 CICS_S_FILE_D 255
 CICS_S_FILE_T 252
 CICS_S_GLOBAL_D 267
 CICS_S_GLOBAL_T 262
 CICS_S_INTERCOM_D 275
 CICS_S_INTERCOM_T 270
 CICS_S_JOURNAL_D 281
 CICS_S_JOURNAL_D2 248, 282, 283, 284, 285
 CICS_S_JOURNAL_T 280
 CICS_S_JOURNAL_T2 281
 CICS_S_JVMSREV_D 286
 CICS_S_JVMSREV_T 287
 CICS_S_LOGSTREAM_D 290
 CICS_S_LOGSTREAM_T 289
 CICS_S_LSR_POOL_D 294
 CICS_S_LSR_POOL_T 291
 CICS_S_LSRP_FILE_D 297
 CICS_S_LSRP_FILE_T 296
 CICS_S_MONITOR_D 301
 CICS_S_MONITOR_T 299
 CICS_S_NC_LSTRUC_D 303
 CICS_S_NC_LSTRUC_T 301
 CICS_S_NCS_STOR_T 304
 CICS_S_PIPELINE_T 304
 CICS_S_PROGRAM_D 307
 CICS_S_PROGRAM_T 305
 CICS_S_RECOV_MGR_D 310
 CICS_S_RECOV_MGR_T 309
 CICS_S_STOR_DOM_D 313
 CICS_S_STOR_DOM_T 312
 CICS_S_STOR_DSA_D 316
 CICS_S_STOR_DSA_T 313
 CICS_S_STOR_TASK_D 319
 CICS_S_STOR_TASK_T 318
 CICS_S_TCLASS_D 321
 CICS_S_TCLASS_T 320
 CICS_S_TCPIP_D 323, 324
 CICS_S_TERMINAL_D 327
 CICS_S_TERMINAL_T 326
 CICS_S_TRAN_D,_M 329

statistics data tables (*continued*)
 CICS_S_TRAN_T 328
 CICS_S_TRANSIENT_D 332
 CICS_S_TRANSIENT_T 330
 CICS_S_TS_BPOOL_D 335
 CICS_S_TS_BPOOL_T 334
 CICS_S_TS_CF_D 338
 CICS_S_TS_CF_T 336
 CICS_S_TS_STOR_D 341
 CICS_S_TS_STOR_T 340
 statistics reports 95, 98
 CICS CFDT: Server Statistics 111
 CICS CFDT: Storage Statistics 112
 CICS DB2 Connection: Command Statistics 99
 CICS DB2 Connection: TCB Statistics 97
 CICS DB2 Entries: Performance Statistics 104
 CICS DB2 Entries: Request Statistics 102
 CICS DB2 Entries: Resource Info Statistics 101
 CICS NC: Storage Statistics 113
 CICS Shared TS queue server: Buffer Pool Statistics 105
 CICS Shared TS queue server: Storage Statistics 106
 CICS TCP/IP: Global Statistics 107
 CICS TCP/IP: Service Requests Statistics 110
 CICS TCP/IP: Service Requests, Daily Trend 110
 CICS TCP/IP: Service Statistics 109
 CICS Transaction Processor Utilization, Daily 118
 CICS Transaction Processor Utilization, Monthly 119
 CICS TS Enqueue Manager statistics 94
 CICS TS Recovery Manager statistics 92
 CICS URIMAP: Global Statistics 114
 CICS URIMAP: Resource Statistics 115
 CICS/ESA Dynamic Storage (DSA) Usage 85
 CICS/ESA File Statistics 86
 CICS/ESA Global DTB 80
 CICS/ESA Global IRC Batch 81
 CICS/ESA Global Loader 68, 69, 77, 117
 CICS/ESA Global Temporary Storage 78
 CICS/ESA Global VTAM 79
 CICS/ESA ISC/IRC Global 88
 CICS/ESA ISC/IRC Mode Entries 89
 CICS/ESA ISC/IRC System Entries by Connection 91
 CICS/ESA Program Usage 84
 CICS/ESA Transaction Usage 82
 CICS/MVS CMF Transaction Statistics 65
 statistics requirements, CICS/ESA 16
 Statistics, File report (CICS810) 86
 storage stress 31
 Storage Usage, Dynamic (DSA) statistics report (CICS809) 85
 Storage, CICS CFDT, Statistics report (CICS829) 112
 Storage, CICS NC, Statistics report (CICS830) 113
 storage, expanded 32
 Storage, Global Temporary statistics report (CICS802) 78
 Storage, Shared TS queue server, Statistics report (CICS824) 106
 stress, storage 31
 subcomponent 1 (basic) data tables
 CICS_TRANSACTION_H,_D,_W 175
 CICSBTS_TRAN_USR_H,_D,_W 141
 CICSCHN_A_BASIC_H,_W 168
 CICSCHN_TRAN_USR_H,_D,_W 142
 CICSCHN_TRANSACT_H,_D,_W 176
 CICSDOC_TRAN_USR_H,_D 142
 CICSWEB_TRAN_USR_H,_D 143
 subcomponent 1 (basic) reports
 CICS Transaction Performance, Detail 49, 120, 121
 subcomponent 10 (DL/I transaction) data tables
 CICS_DLI_USR_H,_D,_W 164
 subcomponent 11 (basic application user) data tables
 CICS_A_USR_H,_W 182
 CICSBTS_A_USR_H,_W 184
 CICSCHN_A_USR_H,_W 185
 CICSDOC_A_USR_H,_W 185
 CICSWEB_A_USR_H,_W 186
 subcomponent 12 (DBCTL application user) data tables
 CICS_A_DBCTL_USR_H,_W 188
 subcomponent 13 (DL/I application user) data tables
 CICS_A_DLI_USR_H,_W 190
 subcomponent 2 (DBCTL) data tables
 CICS_DBCTL_TRAN_H,_D,_W 179
 subcomponent 3 (DL/I) data tables
 CICS_DLI_TRAN_H,_D,_W 181
 subcomponent 4 (basic application analysis) data tables
 CICS_A_BASIC_H,_W 166
 CICSBTS_A_BASIC_H,_W 167
 CICSDOC_A_BASIC_H,_W 168
 CICSWEB_A_BASIC_H,_W 169
 subcomponent 4 (basic application analysis) reports
 CICS Application CPU Utilization, Trend 57
 CICS Application I/O Wait Times, Detail 59
 CICS Application Main Response Times, Detail 60
 CICS Application Response Times, Detail 55
 CICS Application Response Times, Overview 53
 CICS Application Response Times, Trend 54
 subcomponent 4 (basic application analysis) reports (*continued*)
 CICS Application Wait Times, Detail 63
 subcomponent 5 (DBCTL application analysis) data tables
 CICS_A_DBCTL_H,_W 170
 subcomponent 5 (DBCTL application analysis) reports
 CICS Application DLI Call Utilization, Trend 64
 subcomponent 6 (DL/I application analysis) data tables
 CICS_A_DLI_H,_W 172
 subcomponent 7 (CICS/MVS [global + accounting]) data tables
 CICS_M_ACCOUNT_H,_D,_W,_M 174
 subcomponent 7 (CICS/MVS [global + accounting]) reports
 CICS Transaction Processor Utilization, Daily 66
 CICS Transaction Processor Utilization, Monthly 67
 CICS/MVS CMF Transaction Statistics 65
 subcomponent 8 (basic transaction) data tables
 CICS_TRAN_USR_H,_D 139, 191, 192, 193
 CICSBTS_TRANSACT_H,_D,_W 176
 CICSDOC_TRANSACT_H,_D,_W 177
 CICSWEB_TRANSACT_H,_D,_W 178
 subcomponent 9 (DBCTL transaction) data tables
 CICS_DBCTL_USR_H,_D,_W 162
 suffixes, data-table 138
 suffixes, data-table, CICS Partitioning feature 42
 System Entries by Connection, ISC/IRC statistics report (CICS813) 91
 system initialization table macro (DFHSIT) 15

T
 tables
 CICS_LOOKUP_APPL 22
 CICS_LOOKUP_SYSTEM 23
 CICS_TIMEZONES 22
 lookup 383
 with System Performance feature installed 24
 reports' source 47
 updating lookup 21
 tables in the Key Performance Metrics (KPM) CICS component 381
 TCB, DB2 Connections, Statistics report (CICS817) 97
 TCP/IP: Global Statistics report (CICS832) 107
 TCP/IP: Service Requests Statistics report (CICS826) 110

TCP/IP: Service Requests, Daily Trend report (CICS827) 110

TCP/IP: Service Statistics report (CICS825) 109

Temporary Storage, Global statistics report (CICS802) 78

terms used in this book 397

time, internal response 27, 53, 54

Tivoli software information center xii

Tivoli technical training xii

training, Tivoli technical xii

transaction and unit-of-work analysis component

- description 13
- description, CICS Partitioning feature 39
- report 122
- tables 348
- tables, CICS Partitioning feature 42

transaction and unit-of-work analysis component data tables

- CICS_T_TRAN_T 348
- CICS_T_UOW_TV1 371
- CICS_T_UOW_TV2 206, 207, 371
- CICSBTS_T_TRAN_T 363
- CICSCHN_T_TRAN_T 365
- CICSDOC_T_TRAN_T 367
- CICSWEB_T_TRAN_T 369

transaction backout, dynamic 80

transaction performance data 27

Transaction Performance, Detail report (CICS101) 49, 120, 121

Transaction Processor Utilization, Daily report (CICSA06) 118

Transaction Processor Utilization, Daily report (CICSA07) 66

Transaction Processor Utilization, Monthly report (CICSA04) 119

Transaction Processor Utilization, Monthly report (CICSA05) 67

Transaction Statistics report, CICS/MVS CMF (CICS701) 65

Transaction Usage statistics report (CICS807) 82

trend reports

- CICS Application CPU Utilization, Trend 57
- CICS Application DLI Call Utilization, Trend 64
- CICS Application Response Times, Trend 54

TS Enqueue Manager statistics report (CICS815) 94

TS Logstreams statistics report (CICS816) 95

TS Recovery Manager statistics report (CICS814) 92

typeface conventions xiii

unit-of-work analysis component, transaction and (continued)

- tables 348
- tables, CICS Partitioning feature 42

unit-of-work response times 122

UOW Response Times report (CICS902) 122

updating lookup tables 21

URIMAP: Global Statistics report (CICS834) 114

URIMAP: Resource Statistics report (CICS835) 115

Usage, Dynamic Storage (DSA) statistics report (CICS809) 85

Usage, Program statistics report (CICS808) 84

Usage, Transaction statistics report (CICS807) 82

use, processor 57

utilization report, DL/I call 64

Utilization, Daily report, CICS Transaction Processor (CICSA06) 118

Utilization, Daily report, CICS Transaction Processor (CICSA07) 66

Utilization, Monthly report, CICS Transaction Processor (CICSA04) 119

Utilization, Monthly report, CICS Transaction Processor (CICSA05) 67

V

variables, report 48

Verifying OMEGAMON XE for CICS requirements 17

view tables for the CICS transaction and unit-of-work analysis component

- CICS_T_UOW_TV1 371
- CICS_T_UOW_TV2 206, 207, 371

views

- KPMC_MON_TRAN_HV 383

VTAM, Global statistics report (CICS803) 79

W

Wait Times Detail report, Application 63

wait, I/O 32

WEB, common fields 161

X

XRF performance 26

U

unit-of-work analysis component, transaction and

- description 13
- description, CICS Partitioning feature 39
- report 122



Printed in USA

SC27-9057-00

